

Measure M2 Quarterly Progress Report

January 2025 through March 2025



M2 Quarterly Report Overview



Highlights the successes and challenges of M2 Program activities



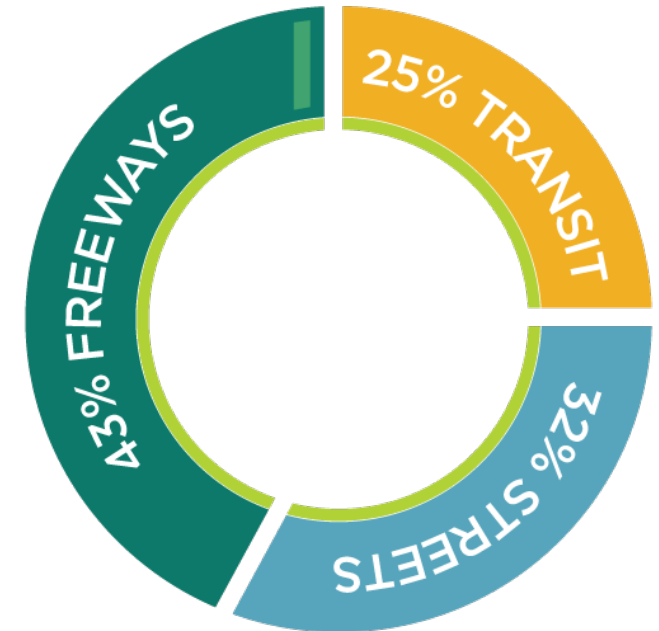
Reports progress on the Next 10 Plan deliverables



Provides budget and schedule information



Includes revenue and expenditure actuals, in addition to local allocations



ENVIRONMENTAL



A total of 5% of OC Go Freeway Program funds is allocated to the Freeway Environmental Mitigation Program



A total of 2% of the overall OC Go Program funds is allocated to the Environmental Cleanup Program

M2 Freeway Program

30 projects/project segments

- 15 completed
- 4 in construction
- 7 in final design
- 4 in various stages of development

**843,042 Freeway Service Patrol
motorist assists and lane clearances**

3rd Quarter Highlights:

- ✓ I-5, I-405 to SR-55 – Project update; consultant selected for public outreach for both segments
- ✓ I-5, SR-73 to El Toro Road – Project update
- ✓ SR-91, SR-55 to Lakeview Ave – Began construction; groundbreaking event on March 7
- ✓ I-605, Katella Avenue Interchange – Construction bids received



I-5 – Interstate 5
I-405 – Interstate 405
I-605 – Interstate 605
SR-55 – State Route 55
SR-73 – State Route 73
SR-91 – State Route 91

M2 Streets and Roads Program

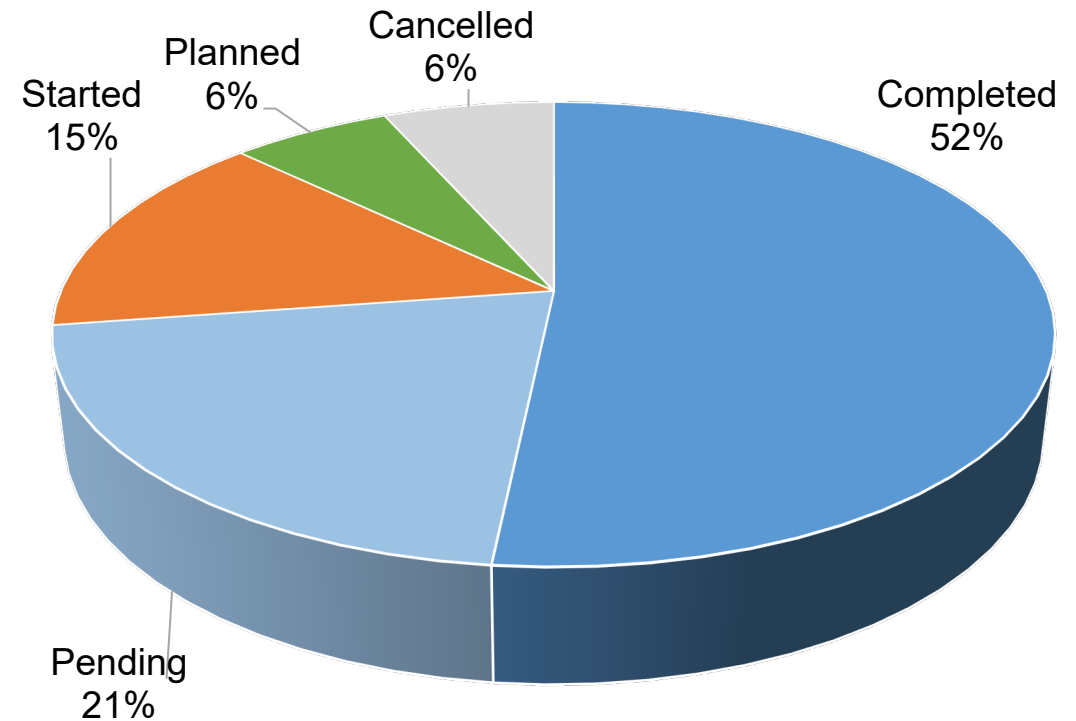
More than \$1.2 billion provided to local jurisdictions to date:

- \$785 million in flexible funding
- 167 street capacity improvement projects
- 133 signal synchronization projects

3rd Quarter Highlight:

- ✓ Applications for 15th call for projects RCP and RTSSP are under review

Measure M2 Streets and Roads Program Status



M2 Transit Program

- Metrolink service, station, track and grade crossing safety improvements
- OC Streetcar underway
- \$144.5 million allocated to expand mobility choices for seniors and persons with disabilities
- 36 community-based circulators
- 112 transit stop enhancements

3rd Quarter Highlights:

- ✓ Coastal Rail Stabilization Priority Project Update; Coastal Rail Resiliency Study Update
- ✓ OC Streetcar Update
- ✓ Community-Based Transit Circulators Ridership Report



OC STREETCAR BY THE NUMBERS

PROJECT FEATURES

OCTA BUS CONNECTIONS: 14

FLEET SIZE: 8

FREQUENCY: 10-15 MINUTES

STOPS: 10 (IN EACH DIRECTION)



STREETCAR CAPACITY:
UP TO 210 PEOPLE

DAILY TRAIN CONNECTIONS
AT SARTC: 65+

ROUTE: 4.15 MILES (in each direction)



Environmental Cleanup Program (ECP)

- \$69.2 million allocated for 238 water quality projects
- ✓ 81.5 million gallons of trash captured

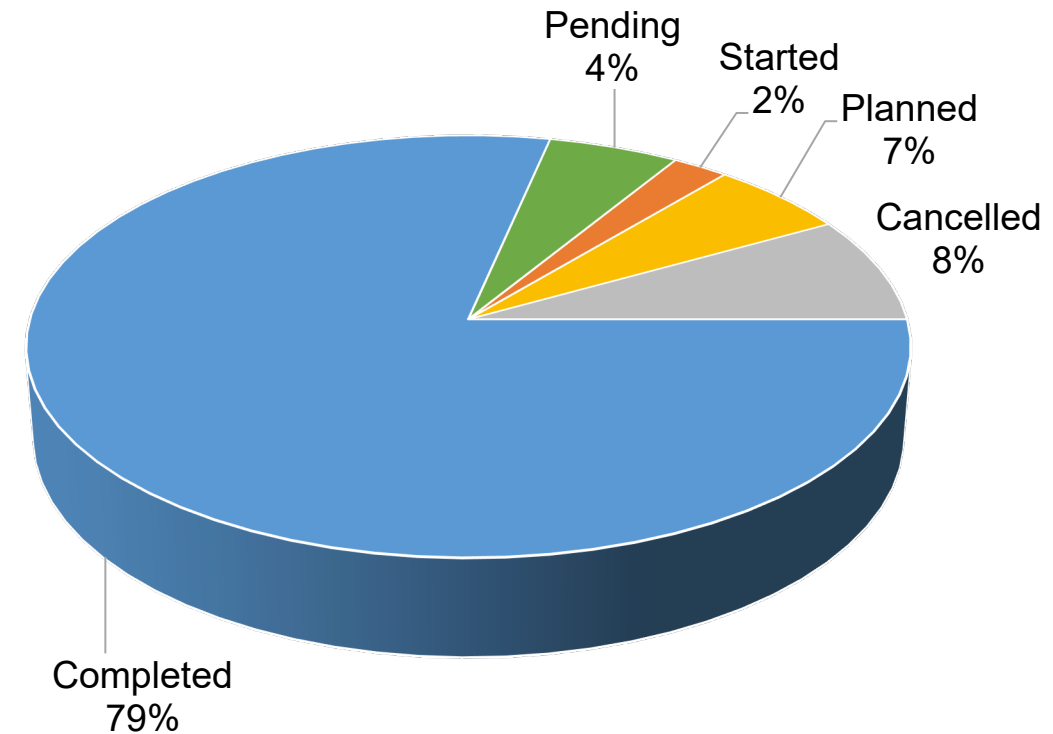
Freeway Environmental Mitigation Program (EMP)

- Preserved 1,300 acres of open space and restored nearly 350 acres of habitat
- Streamlined biological and water quality permitting for freeway projects
- Established endowment to protect mitigation properties

3rd Quarter Highlight:

- ✓ 15th Tier 1 call released

Measure M2 Environmental Cleanup Program Status



- M2 Ordinance Safeguards
 - Triennial Performance Assessment
 - Ten-Year Review
- M2 Program Risks and Challenges
 - Market Conditions/Cost Pressures
 - Metrolink Sustainability
 - Coastal Rail Infrastructure
 - OC Streetcar



M2 – Measure M2
Metrolink – Southern California Regional Rail Authority
PMO – Program Management Office

- Status of Next 10 Delivery Plan progress
- Success and challenges of M2 implementation
- Comprehensive resource for information on all aspects of M2 Transportation Investment Plan
- Transparent and fulfills Ordinance No. 3 requirements
- Available to the public via the OCTA website:
[https://www.octa.net/About-OC-Go/OC-Go-\(2011-2041\)/Documents-and-Reports/](https://www.octa.net/About-OC-Go/OC-Go-(2011-2041)/Documents-and-Reports/)

