

Measure M2 Quarterly Progress Report October 2024 through December 2024



M2 Quarterly Report Overview



Highlights the successes and challenges of M2 Program activities



Reports progress on the Next 10 Plan deliverables





Provides budget and schedule information



Includes revenue and expenditure actuals, in addition to local allocations



ENVIRONMENTAL

-  A total of 5% of OC Go Freeway Program funds is allocated to the Freeway Environmental Mitigation Program
-  A total of 2% of the overall OC Go Program funds is allocated to the Environmental Cleanup Program

M2 Freeway Program

30 projects/project segments

- 15 completed
- 3 in construction
- 8 in final design
- 4 in various stages of development

**827,266 Freeway Service Patrol
motorist assists and lane clearances**

2nd Quarter Highlights:

- ✓ I-5, I-405 to SR-55 – Released RFP for public outreach for both segments and RFP for construction support services for the northerly segment
- ✓ I-5 between Oso Parkway and Alicia Parkway – Construction Complete
- ✓ SR-57 northbound, Orangewood Avenue to Katella Avenue – Consultant selected for construction management support services
- ✓ I-605, Katella Avenue Interchange – Advertised for Construction



I-5 – Interstate 5
I-405 – Interstate 405
I-605 – Interstate 605
SR-55 – State Route 55
SR-57 – State Route 57
SR-73 – State Route 73
RFP – Request for Proposals

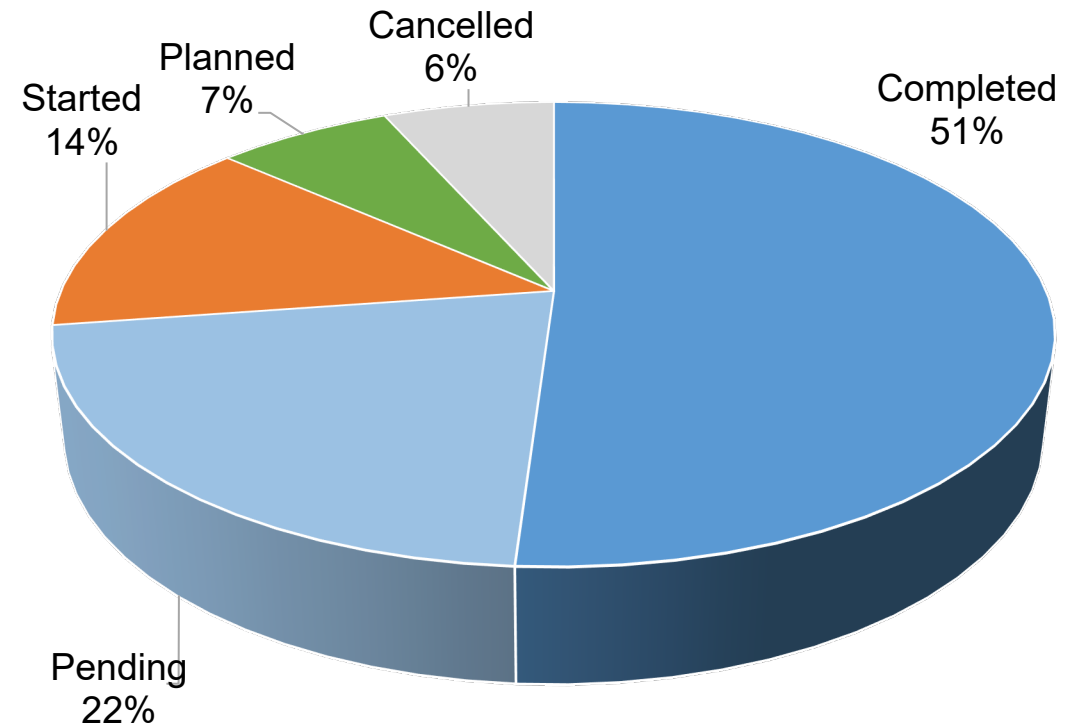
More than \$1.2 billion provided to local jurisdictions to date:

- \$760 million in flexible funding
- 167 street capacity improvement projects
- 133 signal synchronization projects

2nd Quarter Highlight:

- ✓ Approved construction agreement for three OCTA-led RTSSP Projects

Measure M2 Streets and Roads Program Status



M2 Transit Program

- Metrolink service, station, track and grade crossing safety improvements
- OC Streetcar underway
- \$139.4 million allocated to expand mobility choices for seniors and persons with disabilities
- 36 community-based circulators
- 112 transit stop enhancements

2nd Quarter Highlight:

- ✓ OC Streetcar Update



OC STREETCAR BY THE NUMBERS

PROJECT FEATURES

OCTA BUS CONNECTIONS: 14

FLEET SIZE: 8

FREQUENCY: 10-15 MINUTES

STOPS: 10 (IN EACH DIRECTION)



STREETCAR CAPACITY:
UP TO 210 PEOPLE

DAILY TRAIN CONNECTIONS
AT SARTC: 65+

ROUTE: 4.15 MILES (in each direction)



Environmental Cleanup Program (ECP)

- \$69.2 million allocated for 238 water quality projects
- ✓ 69.5 million gallons of trash captured

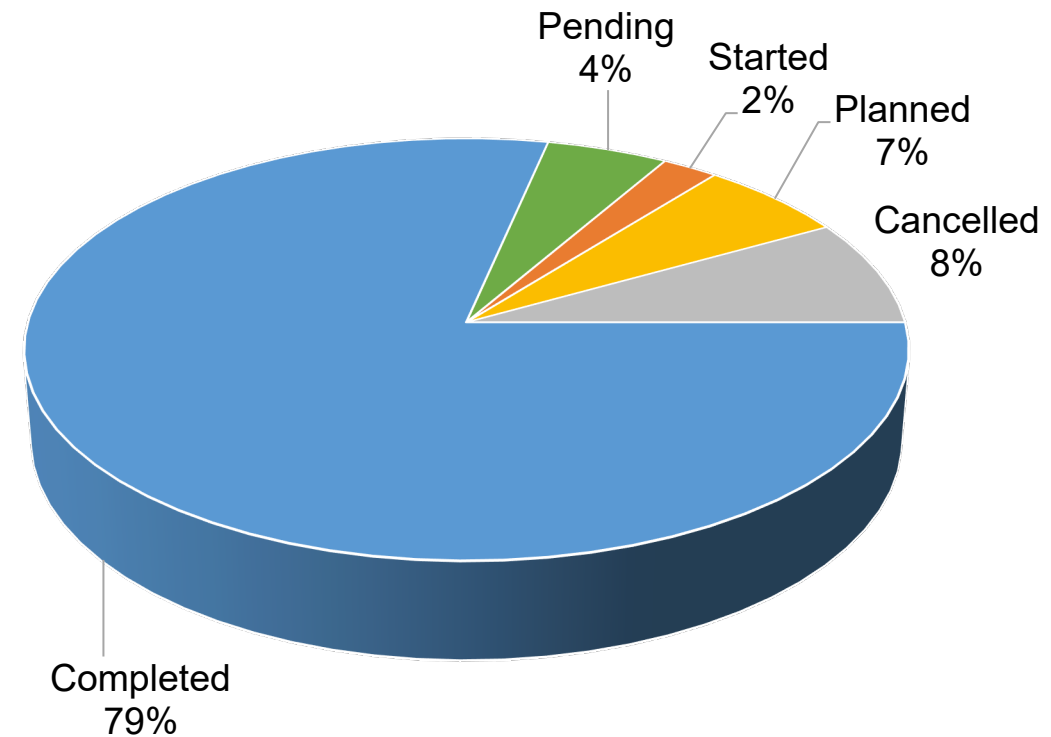
Freeway Environmental Mitigation Program (EMP)

- Preserved 1,300 acres of open space and restored nearly 350 acres of habitat
- Streamlined biological and water quality permitting for freeway projects
- Established endowment to protect mitigation properties

2nd Quarter Highlights:

- ✓ Approved programming recommendations for the 2024 Tier 1 and Tier 2 calls
- ✓ Biannual EMP update

Measure M2 Environmental Cleanup Program Status



- Ordinance No. 3 Safeguards
- Sales Tax Revenue/Next 10 Plan
- M2 Program Risks and Challenges
 - Market Conditions/Cost Pressures
 - Impacts of Executive Orders
 - Metrolink Sustainability
 - Coastal Rail Infrastructure



M2 – Measure M2
Metrolink – Southern California Regional Rail Authority
Next 10 Plan – Next 10 Delivery Plan
PMO – Program Management Office

- Status of Next 10 Delivery Plan progress
- Success and challenges of M2 implementation
- Comprehensive resource for information on all aspects of M2 Transportation Investment Plan
- Transparent and fulfills Ordinance No. 3 requirements
- Available to the public via the OCTA website:
[https://www.octa.net/About-OC-Go/OC-Go-\(2011-2041\)/Documents-and-Reports/](https://www.octa.net/About-OC-Go/OC-Go-(2011-2041)/Documents-and-Reports/)

