

Measure M2 Quarterly Progress Report October 2022 through December 2022



M2 Quarterly Report Overview



Highlights the successes and challenges of M2 Program activities



Reports progress on the Next 10 Plan deliverables



Provides budget and schedule information



Includes revenue and expenditure actuals, in addition to local allocations



ENVIRONMENTAL



A total of 5% of OC Go Freeway Program funds is allocated to the Freeway Environmental Mitigation Program



A total of 2% of the overall OC Go Program funds is allocated to the Environmental Cleanup Program


30 projects/project segments

- 13 completed
- 5 in construction
- 8 in final design
- 4 in various stages of development

709,604 Freeway Service Patrol motorist assists and lane clearances

2nd Quarter Highlights:

- ✓ SR-91 (SR-55 to Lakeview Avenue) – Released request for proposals for public outreach and construction management support services
- ✓ I-405 (SR-73 to I-605) – Project Update



I-405 – Interstate 405
I-605 – Interstate 605
SR-55 – State Route 55
SR-73 – State Route 73
SR-91 – State Route 91

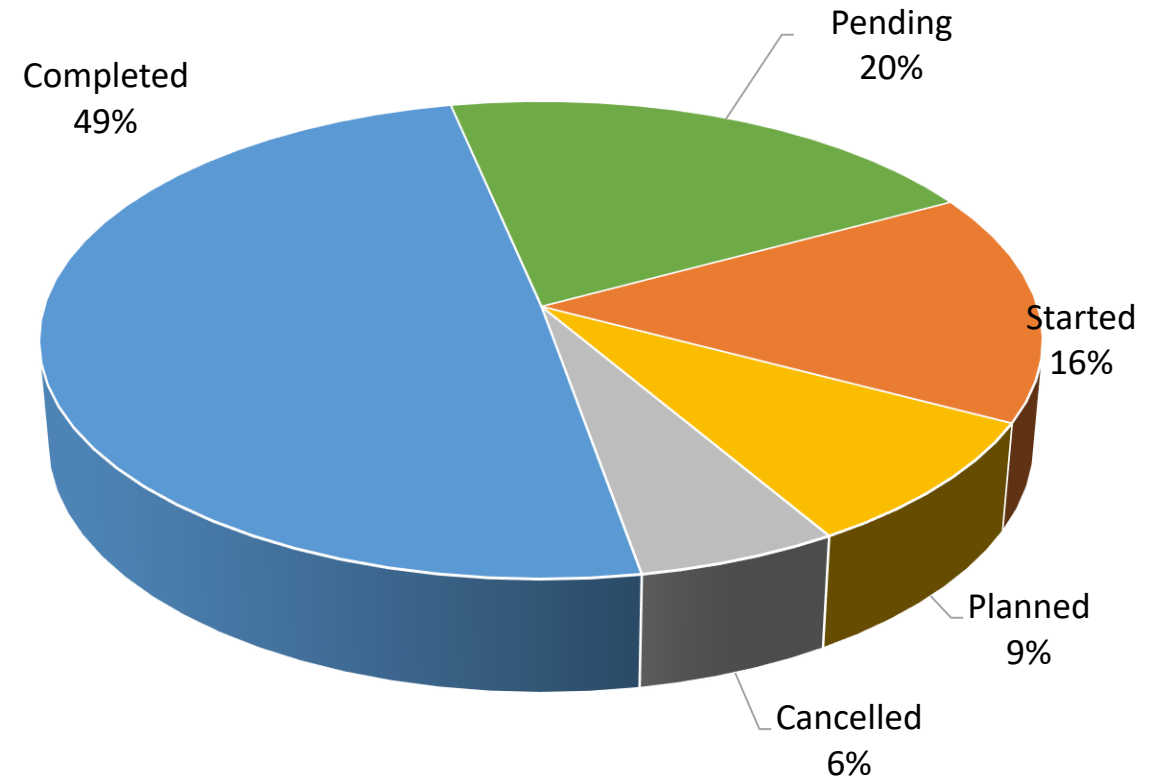
More than \$1.03 billion provided to local jurisdictions to date:

- More than \$611.4 million in flexible funding
- 159 street capacity improvement projects
- 125 signal synchronization projects

2nd Quarter Highlights:

- ✓ Regional Traffic Signal Synchronization Program update
- ✓ Call for project applications received and under review

Measure M2 Streets and Roads Program Status



M2 Transit Program

- Continued Metrolink service as well as station, track and grade crossing safety improvements
- OC Streetcar underway
- 22 community-based circulators
- \$110.4 million allocated to expand mobility choices for seniors and persons with disabilities
- 112 transit stop enhancements



2nd Quarter Highlights:

- ✓ OC Streetcar - Project progress update

OC STREETCAR BY THE NUMBERS

PROJECT FEATURES

OCTA BUS CONNECTIONS: 14

FLEET SIZE: 8

FREQUENCY: 10-15 MINUTES

STOPS: 10 (IN EACH DIRECTION)



STREETCAR CAPACITY:
UP TO 210 PEOPLE

DAILY TRAIN CONNECTIONS
AT SARTC: 65+

ROUTE: 4.15 MILES (in each direction)



Environmental Cleanup Program (ECP)

- Over \$57.2 million allocated for 219 water quality projects
 - ✓ 60 million gallons of trash captured

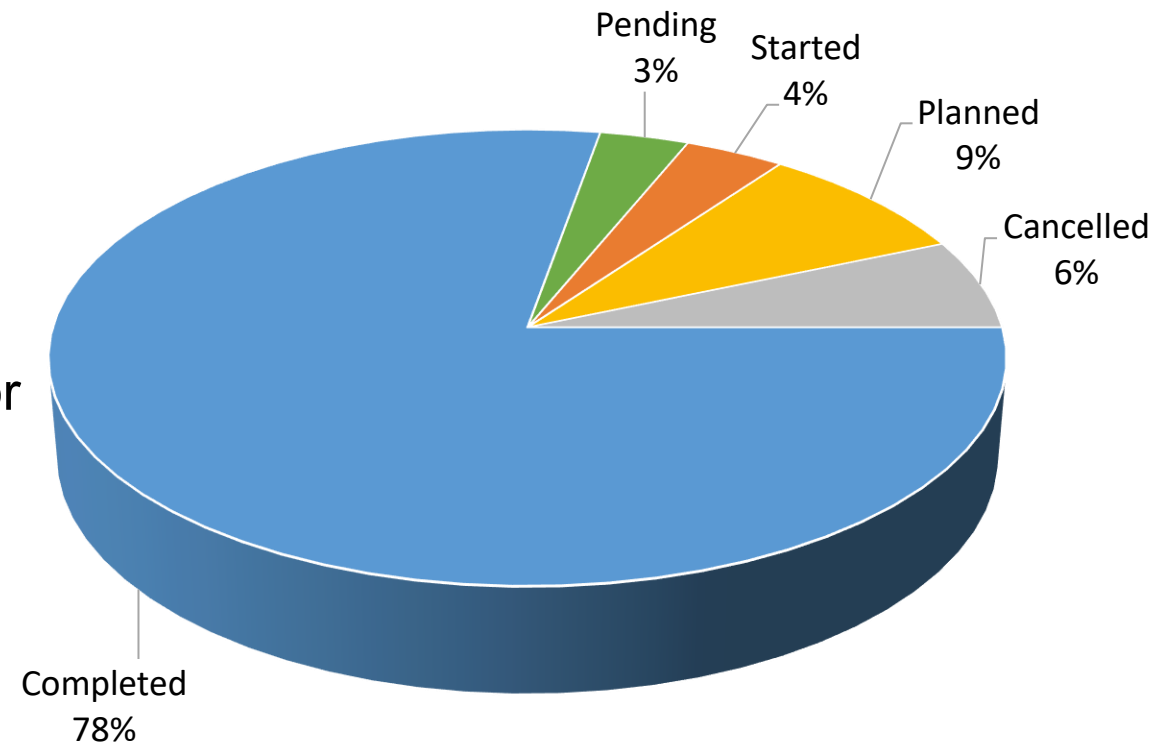
Freeway Environmental Mitigation Program (EMP)

- Preserved 1,300 acres of open space and restored nearly 350 acres of habitat
- Streamlined biological and water quality permitting for freeway projects
- Established endowment to protect mitigation properties

2nd Quarter Highlights:

- ECP - Awarded 13 Tier 1 Projects

Measure M2 Environmental Cleanup Program Status



- Monitor M2 Program Risks and Challenges
 - Market Conditions
 - Sales Tax Revenue/Next 10 Plan
 - Metrolink ridership and track stabilization effort
 - COVID-19 pandemic
- Ordinance Safeguards
 - Triennial Performance Assessment



COVID-19 - Coronavirus
Next 10 Plan - Next 10 Delivery Plan
PMO – Program Management Office

- Status of Next 10 Delivery Plan progress
- Success and challenges of M2 implementation
- Comprehensive resource for information on all aspects of M2 Transportation Investment Plan
- Transparent and fulfills Ordinance No. 3 requirements
- Available to the public via the OCTA website:
[https://www.octa.net/About-OC-Go/OC-Go-\(2011-2041\)/Documents-and-Reports/](https://www.octa.net/About-OC-Go/OC-Go-(2011-2041)/Documents-and-Reports/)

