



CONSTRUCTION SAFETY

COLORING AND ACTIVITY BOOK



CONSTRUCTION IS HERE

STAY INFORMED

www.octa.net/405improvement

STAY CONNECTED

Use the following contact tools to access more project information, ask questions or provide comments.

-  (888) 400-8994
-  405project@octa.net
-  facebook.com/405Improvement
-  [@405Improvement](https://twitter.com/405Improvement)
-  [@405_Improvement](https://www.instagram.com/405_Improvement)



Parents/guardians can find information on construction activities by checking the I-405 Improvement Project Interactive Map.

octa.net/405map

Si prefiere recibir información en español, por favor llame al (888) 400-8994.

Nếu bạn thích để nhận được thông tin này trong tiếng Việt, xin vui lòng liên hệ với Gia Ly (888) 662-6569.





CONSTRUCTION IS HERE!

Your safety is our highest priority!

Notes for Teachers and Parents

The Orange County Transportation Authority (OCTA) in partnership with the California Department of Transportation (Caltrans) will start construction on the I-405 Improvement Project in early 2018.

What are the Improvements?

The I-405 Improvement Project will improve 16 miles of the I-405 and will include:

- > One new regular lane in each direction
- > Two Express lanes in each direction
- > New, replaced and widened bridges
- > Interchange reconfigurations
- > Merge lane improvements
- > New and replaced soundwalls
- > New bike lanes and sidewalks

How Will This Affect Me?

This project may have impacts both on and off the freeway in surrounding cities. During construction, some bridges will be taken down and replaced. Improvements to the bridges and ramps may require detours and cause traffic delays. Once construction starts, drivers are encouraged to sign up for project info on our website to stay informed about alternate routes and be patient with construction workers and fellow commuters.



CONSTRUCTION SAFETY QUIZ



Multiple Choice

1. What is the safest way to cross the street near construction sites?
 - A) Middle of the street
 - B) Designated crosswalks
 - C) Walk through the construction site
2. When is playing near a construction site ok?
 - A) With an adult
 - B) Weekends
 - C) Never
3. If you see traffic cones blocking off a street, what should you do?
 - A) Ignore them and enter the street
 - B) Stay off of street and be alert for hazards
 - C) Move them off the street
4. What does everybody on a construction site wear to keep them safe and smart?
 - A) A watch
 - B) Sunglasses
 - C) A hard hat
5. When is it ok for you to enter a construction site?
 - A) When construction stops
 - B) Holidays
 - C) Never

True or False

1. Only drivers need to worry about signs near a construction site.

TRUE / FALSE
2. Drawing, writing or damaging construction signs in any way is against the law.

TRUE / FALSE
3. You should always use designated crosswalks even if it will take you longer to get where you are going.

TRUE / FALSE
4. It is ok to take a short cut and walk through a construction site when construction is not taking place.

TRUE / FALSE

Safe or Unsafe

1. Christina and Evelyn decide to quickly enter a construction site because they wanted to look at the bulldozers.

SAFE / UNSAFE
2. Logan's mom is running late for school and decides to take a shortcut through the construction site to save time.

SAFE / UNSAFE
2. Tasha knew she could quickly ride her bike across the street and there was no one around. Instead she waited patiently for the signal to let her know it was safe to cross.

SAFE / UNSAFE
3. Nicolette was listening to her headphones on her walk home from school and decided to turn up the volume when she passed the loud construction site.



SAFE / UNSAFE

Answers
 Multiple Choice
 1. B 2. C 3. B 4. C 5. C
 True or False
 1. False 2. True 3. True 4. False
 Till In The Blank
 1. Unsafe 2. Unsafe 3. Safe 4. Unsafe



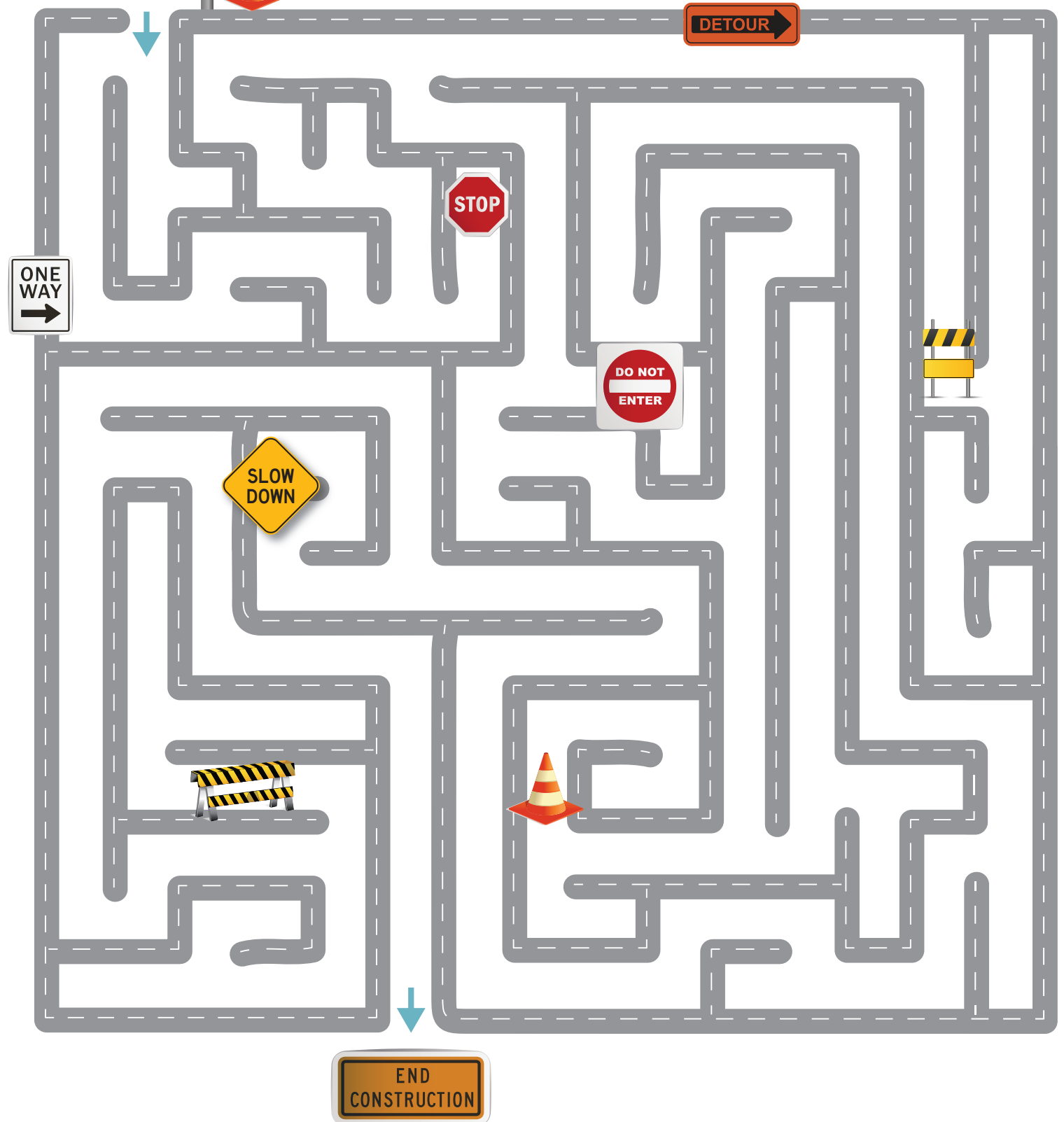
ROAD CLOSED

TIC-TAC-TOE



SAFETY MAZE

Let's help the kids travel to and from school safely



BRIDGE REPLACEMENT WORD SEARCH


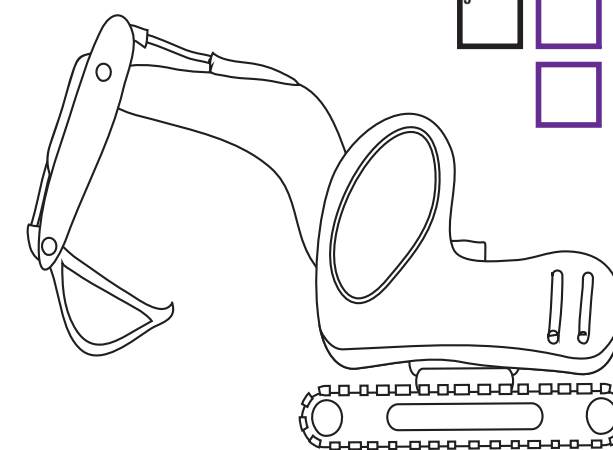

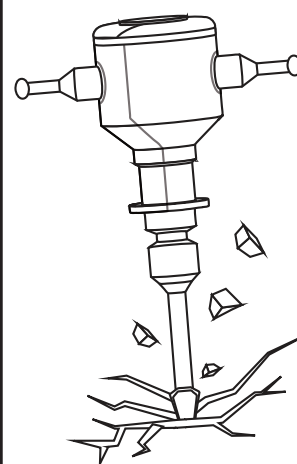

Help this safe worker find all 18 bridges that will be replaced during the I-405 Improvement Project

D M C F A D D E N I D W F
 N E E L A D G N I R P S Y
 A T K A C I H C A S L O B
 L S B O L S A W L A A A G
 W R E T S N I M T S E W O
 E U R T O D A E F C N M L
 N H E R P N R A B U T A D
 R K R E G N I D E R P H E
 E O A O V R U S H E I L N
 N O A I V T A L B E R T W
 R R R I T D R A H S U B E
 A B E D W A R D S D O G S
 W W T M A G N O L I A B T

BOLSA
 BOLSA CHICA
 BROOKHURST
 BUSHARD
 EDINGER
 EDWARDS
 FAIRVIEW
 GOLDENWEST
 HEIL
 MAGNOLIA
 MCFADDEN
 NEWLAND
 SLATER
 SPRINGDALE
 TALBERT
 WARD
 WARNER
 WESTMINSTER



SAFETY FIRST! CROSSWORD



Crossword puzzle grid with numbered squares:

- 1: 1 square (top right)
- 2: 2 squares (top right)
- 3: 3 squares (middle left)
- 4: 4 squares (middle left)
- 5: 5 squares (middle right)
- 6: 6 squares (middle left)
- 7: 7 squares (middle right)
- 8: 8 squares (middle left)
- 9: 9 squares (middle right)

DOWN

- Stay alert while walking or riding your bike and avoid using distracting devices such as _____ phones and mp3 players
- Vandalizing construction signs and equipment in any way is against the _____
- Always be alert and never listen to loud _____ when walking near construction zones.
- You should never enter a _____ zone, even if construction has stopped for the day.
- When walking near construction zones, always stay on the _____ and use designated crosswalk

ACROSS

- The safest way to cross the street near construction sites is by using designated _____
- Slow down and follow _____ that tell you where to walk or ride your bicycle safely.
- _____ colored signs and cones are used to warn you of possible hazards.
- It is never ok to take a _____ cut and walk through a construction site to save time
- You should never walk, run or _____ in construction zones or near construction equipment





ROAD SIGN

SCRAMBLE!

Draw a line to connect the scrambled sign to the correctly written sign

RDOA
LDOSCE
EAHAD

SLOW TRAFFIC
AHEAD

TRDUOE →

RIGHT
LANE
CLOSED



GIHTR
AELN
CSLEOD

ROAD
CLOSED
AHEAD

SWLO FCTAFRI
AAEDH

DETOUR →

**CAN YOU SPOT ALL 7
OF THE DIFFERENCES?**





An upside down triangle informs drivers to YIELD. This means that you let other drivers go first until there is a clear and safe time to continue driving.

COLORING PAGE

Now that you know so much about safety signs, keep these workers safe by using the correct colors on their safety signs.



Horizontal rectangle signs are meant to give drivers guidance.



Diamond shaped signs are typically warnings to let drivers know there are hazards ahead.



These signs let drivers know they are approaching a stop sign.



Yellow traffic signs mean CAUTION!



RED MEANS STOP!
Red traffic signs let drivers know that they need to stop or that their vehicle is not allowed to enter