


Measure M2 Quarterly Progress Report for the Period of October 2020 Through December 2020



- Highlights activity, status, and challenges of M2 project and program delivery including safeguards
- Reports progress on updated Next 10 Plan deliverables and risks
- Provides budget and schedule information
- Includes revenue and expenditure actuals, in addition to program projections and local allocations




ENVIRONMENTAL

- A total of 5% of OC Go Freeway Program funds is allocated to the Freeway Environmental Mitigation Program
- A total of 2% of the overall OC Go Program funds is allocated to the Environmental Cleanup Program

Year Ten of 30-year M2 Program;

- 12 of the 30 freeway segments are complete - \$696 million
- Five in construction and another five on the way - \$3.12 billion*
- Remaining eight in project development - \$1.43 billion
- 581,029 motorists assisted by the Freeway Service Patrol since June 2012



*without \$520 million non-M2 portion of Interstate 405 (I-405)

2nd Quarter Freeway Highlights

- I-5, I-405 to SR-55 – Design Phase
 - Segment 1 (I-405 to Yale Avenue) - Release of request for proposals
 - Segment 2 (Yale Avenue to SR-55) - Approval of consultant selection
- SR-91, SR-57 to SR-55 – Design contract executed for Segment 3 (Acacia Street to La Palma Avenue).
- I-405, SR-73 to I-605 – Over 50 percent complete and budget changes approved.
- I-605, Katella Avenue Interchange – Design contract executed.



I-5 – Interstate 5
I-405 – Interstate 405
I-605 – Interstate 605
SR-55 – State Route 55
SR-57 – State Route 57
SR-91 – State Route 91

Program Highlights – Street and Roads

Approximately \$893 million provided to local jurisdictions to date:

- 143 street capacity improvement projects
- 117 signal synchronization projects
- Over \$475 million in flexible funding

2nd Quarter Highlights:

- Regional Traffic Signal Synchronization Program update
- 2021 Call for Projects applications under review
- Semi-annual review of Comprehensive Transportation Funding Programs

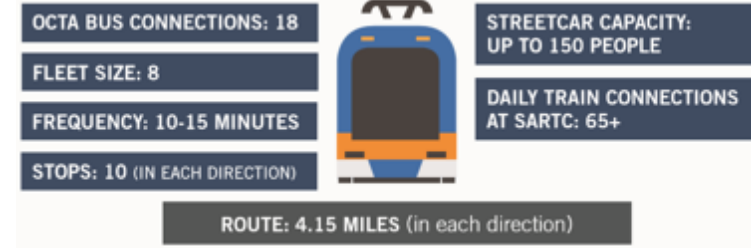


Program Highlights - Transit

- \$215 million used to fund OC Metrolink service
- \$667 million invested in station and grade crossing improvements
- OC's first modern streetcar underway
- 26 community-based transit/circulators
- Over \$3 million allocated to improve 114 transit stops
- \$84.6 million allocated to expand mobility choices for seniors and persons with disabilities



OC STREETCAR BY THE NUMBERS PROJECT FEATURES



2nd Quarter Transit Highlights

- Anaheim Canyon Metrolink Station Improvements - Advertised for construction
- Laguna Niguel to San Juan Capistrano Passing Siding Project - Completed construction
- OC Streetcar - First rail set into street



Environmental Cleanup Program

- \$51.3 million allocated for 196 water quality improvement projects
 - 33 million gallons of trash captured (nearly 78 football fields with one-foot deep of trash) since inception

Freeway Environmental Mitigation Program

- 1,300 acres of open space preserved and 350 acres restored
- Receipt of biological and water quality permits streamlining freeway projects
- Endowment established to protect acquired lands in perpetuity.
As of December 31, 2020, the balance of the endowment was \$17,664,006.



- Programming recommendations for 12 Tier 1 Projects totaling \$2.8 million.



- COVID-19 Impacts
- Sales Tax Revenue Forecast / Next 10 Delivery Plan
- Market Conditions Key Indicators
- Ordinance Tracking Matrix
- Triennial Performance Assessment



- Resource for information on all aspects of M2 Plan and activities
- Status of Next 10 Plan delivery progress
- Success and challenges of M2 implementation
- Transparent and fulfills Ordinance No. 3 requirements
- Available to the public via the OCTA website:
[https://www.octa.net/About-OC-Go/OC-Go-\(2011-2041\)/Documents-and-Reports/](https://www.octa.net/About-OC-Go/OC-Go-(2011-2041)/Documents-and-Reports/)

