

AER Subcommittee Meeting

May 28, 2024

Table of Contents

1. Agenda – May 28, 2024
2. AER Subcommittee Meeting Minutes – October 23, 2023
3. M2 Ordinance Excerpts
4. M2 Expenditure Report Template
5. FY 2022-23 Maintenance of Effort (MOE) Benchmarks
6. Sales Tax Receipt and Distribution Schedule
7. FY 2022-23 M2 Expenditure Reports by Local Jurisdictions
8. AER Subcommittee Checklist

Agenda – May 28, 2024

Committee Members

Andrew Ramirez, Chair	District 1
Naresh Patel	District 1
Michael Neben	District 3
Tim Benson	District 4
Shannon O'Toole	District 5

Orange County Transportation Authority
550 South Main Street
Orange, California

May 28, 2024 at 5:30 p.m.

Staff

Alice Rogan	Director, External Affairs
Sean Murdock	Director, Finance and Administration
Adriann Cardoso	Department Manager, Capital Programming
Marissa Espino	Section Manager, Public Outreach
Charvalen Alacar	Section Manager, M2 Local Programs
Stephanie Mooney	Transportation Funding Analyst, M2 Local Programs
Angelo Sciortino	Associate Financial Analyst, Financial Planning and Analysis

Any person with a disability who requires a modification or accommodation in order to participate in this meeting should contact the Measure M2 Local Programs section, telephone (714) 560-5312, no less than two (2) business days prior to this meeting to enable OCTA to make reasonable arrangements to assure accessibility to this meeting.

Agenda Descriptions

Agenda descriptions are intended to give members of the public a general summary of items of business to be transacted or discussed. The posting of the recommended action(s) does not indicate what action(s) will be taken. The Committee may take any action which it deems to be appropriate on the agenda item and is not limited in any way by the notice of the recommended action.

Public Availability of Agenda Materials

All documents relative to the items referenced in this agenda are available for public inspection at www.octa.net or through the Measure M2 Local Programs office at the OCTA Headquarters, 600 South Main Street, Orange, California.

In-Person Comments

Members of the public may attend in-person and address the Committee regarding any item. Speakers will be recognized by the Chair at the time the agenda item is to be considered.

Written Comments

Written public comments may be submitted for the meeting by emailing them to smooney@octa.net. If you wish to comment on a specific agenda item, please identify the item number in your email. General public comments will be addressed during the general public comment item on the agenda and read into the record. In order to ensure that staff has the ability to provide comments to AER Subcommittee members in a timely manner, please submit public comments by 1:30 p.m. Tuesday, May 28, 2024.

Call to Order and Self-Introductions

- 1. Approval of the October 23, 2023 Annual Eligibility Review Subcommittee Meeting Minutes – Chair**
- 2. Measure M2 Expenditure Reports – Sean Murdock**
- 3. Eligibility Review Next Steps – Stephanie Mooney**

- *AER Subcommittee members must complete, sign, and return AER review checklist to OCTA by May 30, 2024. OCTA will then prepare a staff report for the Taxpayer's Oversight Committee (TOC), which will include a summary of discussions and confirmation of the Subcommittee's receipt and review of M2 Expenditure Reports.*
- **Tuesday, June 11, 2024**
The AER Subcommittee's M2 Expenditure Report review will be presented by the AER Subcommittee Chair to the TOC meeting for affirmation of the TOC's receipt and review of M2 Expenditure Reports.
- **Monday, July 1, 2024, and Monday, July 8, 2024**
Local agencies' eligibility pertaining to M2 Expenditure Reports will then be considered by the OCTA Regional Transportation Planning Committee on Monday, July 1, 2024 and the OCTA Board of Directors on Monday, July 8, 2024, as is required for local agencies to continue receiving Measure M2 net revenues.

- 4. Staff Comments**
- 5. Subcommittee Comments**
- 6. Public Comments**
- 7. Adjournment**

The next meeting of the Annual Eligibility Review Subcommittee is anticipated to be held in fall 2024 and will be scheduled at a later date.

AER Subcommittee Meeting Minutes

October 23, 2023

Voting Members Present:

Andrew Ramirez, Chair	District 1
Naresh Patel	District 1
Michael Neben	District 3
Rasik Patel	District 4
Shannon O'Toole	District 5

Staff Present:

Alice Rogan
Alicia Yang
Marissa Espino
Charvalen Alacar
Kelsey Imler
Angel Garfio
Paul Rodriguez, OCTA Consultant
Tracy Rodriguez, OCTA Consultant

Call to Order and Self Introductions

The October 23, 2023 meeting of the Annual Eligibility Review (AER) Subcommittee was called to order by Ms. Imler at 5:30 p.m.

1. Selection of Annual Eligibility Review Subcommittee Chair

Ms. Alacar provided an overview of the primary duties of the Annual Eligibility Review (AER) Subcommittee Chair, noting that they primarily consisted of leading the AER meetings and reporting back to the Taxpayer Oversight Committee (TOC).

A motion to approve Mr. Ramirez as Chair was made by Mr. Neben. The motion was seconded by Mr. Rasik Patel and was declared passed by all Subcommittee members present.

2. Approval of the June 1, 2023 AER Subcommittee Minutes

A motion to approve the AER Subcommittee's meeting minutes from the June 1, 2023 meeting was made by Ms. O'Toole. The motion was seconded by Mr. Rasik Patel and was declared passed by those Subcommittee members present. Mr. Neben abstained.

3. Measure M2 Eligibility Overview

Ms. Imler provided an overview of the Measure M2 (M2) Eligibility review process and described the M2 eligibility components, which were due for this phase of the eligibility cycle.

Ms. Imler noted that the eligibility materials being reviewed include submittals from the City of Cypress (Cypress). However, affirming receipt and review of Cypress' eligibility submittals tonight will not modify the Cypress's existing M2 ineligible status, but will be helpful in ensuring and maintaining timely M2 compliance once the Orange County Transportation Authority (OCTA) Board of Directors (Board) approves to return them to an eligible status.

Ms. O'Toole asked for further details on Cypress.

Ms. Imler stated that earlier in the year there was a review of Cypress's fiscal year (FY) 2021-22 Expenditure Report. Cypress was found ineligible because they did not have a reasonable cost allocation methodology to support their indirect expenditures. Those expenditures were then not counted towards their maintenance of effort (MOE) requirement, which put Cypress below their MOE benchmark. As a result, they were found ineligible at the May 2022 OCTA Board meeting.

Mr. Naresh Patel asked whether Cypress is eligible now.

Ms. Imler stated that Cypress is currently not eligible, but they are continuing to submit all the requirements as usual to ensure a timely and smooth process to reinstating their eligible status in the future. Ms. Imler added that their M2 funding is being suspended and will be released to them once they are found eligible again.

Ms. O'Toole asked if Cypress is reflected on the [AER] checklist.

Ms. Imler stated that the checklist asks you to affirm that you have received and reviewed so that will be the case for Cypress and the rest of the cities. However, that will not impact Cypress's eligibility finding.

Mr. Naresh Patel asked if the money is kept on the side.

Ms. Alacar stated that it is in a holding account for when Cypress is found eligible again.

4. Congestion Management Program Review

Mr. Garfio provided an overview of M2 Congestion Management Program (CMP) eligibility requirements and submittals.

Mr. Naresh Patel asked how often the CMP is updated.

Mr. Garfio stated that the CMP is updated every two years during the odd-numbered cycles.

Mr. Neben asked how frequently the network is updated.

Mr. Garfio stated that the network is the original network that includes all highways and the principal arterials in Orange County.

Ms. O'Toole asked if staff are familiar with the mobility group in Los Angeles and if there was anything similar regarding collecting traffic flow data.

Mr. Garfio stated that OCTA's traffic counts are similar. They have video cameras installed at the 101 intersections where they analyze the peak periods and hours of traffic.

Mr. Rodriguez, OCTA consultant, added that there are a variety of analytical tools used by OCTA. While the CMP network is not updated, it still gives the same benchmark to compare. OCTA manages the traffic modeling, so they utilize traffic counts provided by the local agencies which are sometimes collected by OCTA on non-CMP routes.

Mr. Neben stated that his concern is that 1991 was a while ago, noting that there has been lots of growth particularly in south county. New intersections that are not included should be updated. Mr. Neben added that it should be updated periodically to account for new growth.

Ms. Rogan stated that 1991 is when Measure M (M1) was passed and set the baseline. There is a 10-year review, and a review is about to occur next year. Ms. Rogan added that it is good feedback for PMO.

A motion was then made by Ms. O'Toole, seconded by Mr. Naresh Patel, and was declared passed by those Subcommittee members present, to affirm receipt and review of all 35 local agencies' Congestion Management Program submittals consistent with the current M2 Eligibility submittal requirements.

5. Local Signal Synchronization Plan Review

Mr. Rodriguez provided an overview of M2 Local Signal Synchronization Plan (LSSP) eligibility submittals and requirements.

Mr. Naresh Patel asked if cities request money for synchronization of certain streets.

Mr. Rodriguez stated the LSSP provides a framework for what it is that cities want to do. OCTA conducts a competitive call for projects (call) each year and offers money up for the next several years.

Mr. Naresh Patel asked about Beach Boulevard, whether they are all synchronized, and whether they must ask for the money.

Mr. Rodriguez stated if they do not have the resources locally to do it either through their Local Fair Share dollars, gas tax dollars, or general fund dollars, local agencies will apply for a competitive grant. Typically, in the competitive grant, we'll see a few projects come in and the average quote is going to be anywhere from a million dollars to five million dollars. On a five million dollar project, you're looking at three to three and a half million for updated controllers, fiber optics, and cameras, and the remaining million and a half for the next two years are taking care of the timing updates and they're doing those monthly. For projects that have been funded like Beach Boulevard, which was funded five years ago, if the jurisdiction feels that the timing is still working, then there is no reason to submit a grant application. Those calls occur every year.

Mr. Ramirez asked about whether the technology that is being used like the controllers, cameras, etc. is being standardized.

Ms. Yang stated that in OCTA's role, they do not want to specify what the cities need to run but they do want it to work with neighbors. OCTA is not dictating the type of equipment, but they want to make sure that the compatibility works well.

Mr. Rodriguez stated that compatibility is really important. All cities are required to go to a traffic forum which brings to light the new technology. The cities will present their projects and ideas can be shared.

A motion was then made by Ms. O'Toole, seconded by Mr. Neben, and was declared passed by those Subcommittee members present, to affirm receipt and review of all 35 local agencies' LSSP submittals consistent with the current M2 Eligibility submittal requirements.

6. Mitigation Fee Program

Mr. Rodriguez provided an overview of M2 Mitigation Fee Program (MFP) eligibility requirements and submittals.

Ms. O'Toole asked about Rancho Mission Viejo, specifically if there is a lot of activity and if there is expansion.

Mr. Rodriguez stated that Rancho Mission Viejo is an unincorporated community. The County of Orange (County) created a funding program that Rancho Mission Viejo must buy into.

Ms. O'Toole asked about Ortega Highway and whether Rancho Mission Viejo received money from this group and returned it because entitlement did not come through.

Mr. Rodriguez stated that the City of San Juan Capistrano and the County partnered on a project. There was not a consensus on the city level on how to move forward. There was a point where the grant was surrendered. OCTA has partnered with the County and Caltrans to make sure that the planning is getting done. OCTA cannot compel landowners to give up their land.

A motion was then made by Mr. Rasik Patel, seconded by Ms. O'Toole, and was declared passed by those Subcommittee members present, to affirm receipt and review of all 35 local agencies' Mitigation Fee Program submittals consistent with the current M2 Eligibility submittal requirements.

7. Pavement Management Plan Review

Mr. Rodriguez provided an overview of M2 Pavement Management Plan (PMP) eligibility requirements and submittals.

Mr. Rasik Patel asked what standard is used, inquiring if it is the American Society for Testing and Materials (ASTM).

Mr. Rodriguez stated yes there is a variety of standards that are used.

Ms. O'Toole asked about Anaheim and their lower pavement ratings.

Mr. Rasik Patel commented that they are "fair" in everything.

Ms. O'Toole said that it was the same as Los Alamitos.

Mr. Rodrigeuz stated that it is typical for older established cities with large networks and not a lot of new development.

Ms. O'Toole asked if there a mechanism to increase funding if some cities are below acceptable.

Mr. Rodriguez stated that there are no new revenue sources that OCTA can offer those cities to deal with pavement maintenance.

Ms. Rogan stated that it is an issue of prioritization. We are going to confirm that we have received their reports but that their roads are not so good.

Mr. Rodriguez stated that their roads are in fair shape. They are performing. The requirement to perform, the resources are not there to mandate that. We try to create mechanisms to measure and assess the issue. Arming cities with the ability to go in and lobby their legislators and the state to create these new programs.

Ms. Rogan stated that it is basically that Anaheim does not have the matching funds.

Mr. Rodriguez stated that if they are managing their system, they can make decisions at a city level on what they choose to invest. It may be that they have competing demands and pavement may not be the big issue.

Mr. Rasik Patel asked for the gas tax money, what is the mechanism and does the city get a percentage of the money.

Mr. Rodriguez stated that there is a formula distribution if you are meeting specific requirements, but a lot of those funds are also competitive at the statewide level.

Mr. Naresh Patel asked about the PMP certification and if could be walked through.

Mr. Rodriguez explained the PMP certification and funding needs.

Mr. Naresh Patel asked about how much OCTA pays them.

Mr. Rodriguez stated that OCTA does not pay anything. They receive their local fair share dollars that they can use in addition to state gas tax revenues, general funds, etc.

Mr. Naresh Patel asked if they submit the certificate.

Mr. Rodriguez stated no, they submit a complete report.

Ms. Rogan stated that there is no funding source in M2, this is an eligibility requirement, but the cities cannot be told how to spend their money.

Mr. Neben asked about the utility maintenance on new roads and if there is a mechanism to restore the street to the same condition.

Mr. Rodriguez stated that each city has their own set of requirements. Some jurisdictions will place a moratorium and they will notify utilities that for five years you cannot cut.

A motion was made by Mr. Neben, seconded by Ms. O'Toole, and was declared passed by those present, to find all 14 local agencies' PMP submittals consistent with the current M2 Eligibility submittal requirements.

8. Eligibility Review Next Steps

Ms. Imler asked that all subcommittee members complete, sign, and return the AER review checklist to OCTA by Monday, October 30th.

Ms. Imler stated that OCTA will prepare a staff report that includes confirmation of the Subcommittee's receipt and review of applicable M2 Eligibility requirements for the TOC meeting on December 12th.

Ms. Imler stated that after the item goes to the TOC, it will be presented to the OCTA Regional Transportation Planning Committee on February 5, 2024 and the OCTA Board on February 12, 2024 or approval, as is required for local agencies to continue receiving M2 net revenues.

9. Subcommittee Comments

Ms. O'Toole asked why some intersections in the City of Westminster are controlled by Caltrans and inquired if that is normal.

Ms. Yang stated that state highways are owned and operated by Caltrans and in some cities, they relinquish it to the cities.

Mr. Ramirez asked about time studies and traffic timing, inquiring if data is being scraped from Google Maps.

Ms. Yang stated that there are floating car surveys and that they are looking at using more advanced data because there are advancements in technology that look at performance of corridors using crowd sourcing data.

Mr. Rodriguez stated that those features are being advocated and discussed at the traffic forums.

10. Staff Comments

There were no staff comments.

11. Public Comments

There were no public comments.

12. Adjournment

The meeting was adjourned at 6:53pm. Mr. Ramirez noted that the next AER Subcommittee meeting is anticipated to be held in spring 2024 to review the M2 Expenditure Reports.

Ordinance Excerpts

1 separate allocations, shall be defined as “Net Revenues” and shall be allocated solely for
2 the transportation purposes described in the Ordinance.

3 SECTION 5. BONDING AUTHORITY

4 “Pay as you go” financing is the preferred method of financing transportation
5 improvements and operations under the Ordinance. However, the Authority may use bond
6 financing as an alternative method if the scope of planned expenditures makes “pay as you
7 go” financing unfeasible. Following approval by the electors of the ballot proposition
8 authorizing imposition of the transactions and use tax and authorizing issuance of bonds
9 payable from the proceeds of the tax, bonds may be issued by the Authority pursuant to
10 Division 19 of the Public Utilities Code, at any time before, on, or after the imposition of
11 taxes, and from time to time, payable from the proceeds of the tax and secured by a pledge
12 of revenues from the proceeds of the tax, in order to finance and refinance improvements
13 authorized by the Ordinance.

14 SECTION 6. MAINTENANCE OF EFFORT REQUIREMENTS

15 It is the intent of the Legislature and the Authority that the Net Revenues allocated to
16 a jurisdiction pursuant to the Ordinance for street and road projects shall be used to
17 supplement existing local discretionary funds being used for transportation improvements.
18 Each jurisdiction is hereby required to annually maintain as a minimum no less than the
19 maintenance of effort amount of local discretionary funds required to be expended by the
20 jurisdiction for local street and road purposes pursuant to the current Ordinance No. 2 for
21 Fiscal Year 2010-2011. The maintenance of effort level for each jurisdiction as determined
22 through this process shall be adjusted effective July 1, 2014 and every three fiscal years
23 thereafter in an amount equal to the percentage change for the Construction Cost Index
24 compiled by Caltrans for the immediately preceding three calendar years, providing that
25 any percentage increase in the maintenance of effort level based on this adjustment shall
26 not exceed the percentage increase in the growth rate in the jurisdiction’s general fund
27 revenues over the same time period. The Authority shall not allocate any Net Revenues to
28 any jurisdiction for any fiscal year until that jurisdiction has certified to the Authority that it

1 has included in its budget for that fiscal year an amount of local discretionary funds for
2 streets and roads purposes at least equal to the level of its maintenance of effort
3 requirement. An annual independent audit may be conducted by the Authority to verify that
4 the maintenance of effort requirements are being met by the jurisdiction. Any Net
5 Revenues not allocated pursuant to the maintenance of effort requirement shall be
6 allocated to the remaining eligible jurisdictions according to the formula described in the
7 Ordinance.

8 In order to address the impacts of the novel coronavirus pandemic (commonly
9 referred to as COVID-19), for fiscal year (FY) 2019-20, jurisdictions shall comply with all
10 submittal requirements under the ordinance, including, but not limited to, those
11 requirements under Attachment B (III) - Requirements for Eligible Jurisdictions, but will not
12 be required to meet the required maintenance of effort (MOE) amount for that particular
13 jurisdiction for the FY 2019-20. For FY 2020-21, jurisdictions shall be required to comply
14 with all submittal requirements under the ordinance, including, but not limited to, those
15 requirements under Attachment B (III) - Requirements for Eligible Jurisdictions, but shall
16 only be required to meet the MOE amount for that particular jurisdiction for the FY at the
17 same proportional share of streets and roads expenditures to general fund revenues based
18 upon the proportion of the FY 2020-21 MOE benchmark to general fund revenues that were
19 reported in their respective Comprehensive Annual Financial Report for FY 2018-19.
20 Jurisdictions are encouraged to use their best efforts during FY 2019-20 and FY 2020-21 to
21 meet original MOE levels.

22 SECTION 7. ADMINISTRATION

23 The Authority shall allocate Revenues to fund facilities, services and projects as
24 specified in the Ordinance, and shall administer the Ordinance consistent with the authority
25 cited. Revenues may be expended by the Authority for salaries, wages, benefits, and
26 overhead and for those services, including contractual services, necessary to carry out its
27 responsibilities pursuant to Division 19; however, in no case shall the Revenues expended
28 for salaries and benefits of Authority administrative staff exceed more than one percent

1 and phasing of capital, operations and maintenance of the street routes and traffic signals;
2 and include information on how the street routes and traffic signals may be synchronized
3 with traffic signals on the street routes in adjoining jurisdictions. The Local Traffic Signal
4 Synchronization Plan shall be consistent with the Traffic Signal Synchronization Master
5 Plan.

6 7. Pavement Management Plan. Adopt and update biennially a
7 Pavement Management Plan, and issue, using a common format approved by the
8 Authority, a report every two years regarding the status of road pavement conditions and
9 implementation of the Pavement Management Plan.

10 a. Authority, in consultation with the Eligible Jurisdictions,
11 shall define a countywide management method to inventory, analyze and evaluate road
12 pavement conditions, and a common method to measure improvement of road pavement
13 conditions.

14 b. The Pavement Management Plan shall be based on:
15 either the Authority's countywide pavement management method or a comparable
16 management method approved by the Authority, and the Authority's method to measure
17 improvement of road pavement conditions.

18 c. The Pavement Management Plan shall include:

19 (i) Current status of pavement on roads;

20 (ii) A six-year plan for road maintenance and
21 rehabilitation, including projects and funding;

22 (iii) The projected road pavement conditions resulting
23 from the maintenance and rehabilitation plan; and

24 (iv) Alternative strategies and costs necessary to
25 improve road pavement conditions.

26 8. Expenditure Report. Adopt an annual Expenditure Report to
27 account for Net Revenues, developer/traffic impact fees, and funds expended by the
28 Eligible Jurisdiction which satisfy the Maintenance of Effort requirements. The Expenditure

1 Report shall be submitted by the end of six (6) months following the end of the jurisdiction's
2 fiscal year and include the following:

- 3 a. All Net Revenue fund balances and interest earned.
- 4 b. Expenditures identified by type (i.e., capital, operations,
5 administration, etc.), and program or project .

6 9. Project Final Report. Provide Authority with a Project Final
7 Report within six months following completion of a project funded with Net Revenues.

8 10. Time Limits for Use of Net Revenues.

9 a. Agree that Net Revenues for Regional Capacity Program
10 projects and Regional Traffic Signal Synchronization Program projects shall be expended
11 or encumbered no later than the end of the fiscal year for which the Net Revenues are
12 programmed. A request for extension of the encumbrance deadline for no more than
13 twenty-four months may be submitted to the Authority no less than ninety days prior to the
14 deadline. The Authority may approve one or more requests for extension of the
15 encumbrance deadline.

16 b. Agree that Net Revenues allocated for any program or
17 project, other than a Regional Capacity Program project or a Regional Traffic Signal
18 Synchronization Program project, shall be expended or encumbered within three years of
19 receipt. The Authority may grant an extension to the three-year limit, but extensions shall
20 not be granted beyond a total of five years from the date of the initial funding allocation.

21 c. In the event the time limits for use of Net Revenues are
22 not satisfied then any retained Net Revenues that were allocated to an Eligible Jurisdiction
23 and interest earned thereon shall be returned to the Authority and these Net Revenues and
24 interest earned thereon shall be available for allocation to any project within the same
25 source program.

26 11. Maintenance of Effort. Annual certification that the Maintenance
27 of Effort requirements of Section 6 of the Ordinance have been satisfied.

28 12. No Supplanting of Funds. Agree that Net Revenues shall not be

1 names of the candidates recommended by the Panel for the appointment on equally-sized
2 cards which shall be deposited randomly in a container. In a public session, the Chairman
3 of the Authority will draw one name from said container for each vacancy on the
4 Committee. The person whose name is so drawn shall be appointed by the Authority to fill
5 the vacancy.

6 IV. DUTIES AND RESPONSIBILITIES. The Committee is hereby charged
7 with the following duties and responsibilities:

8 A. The initial Members shall convene to adopt such procedural rules and
9 regulations as are necessary to govern the conduct of Committee meetings, including, but
10 not limited to, those governing the calling, noticing and location of Committee meetings, as
11 well as Committee quorum requirements and voting procedures. The Committee may
12 select its own officers, including, but not limited to, a Committee co-chair who will be the
13 primary spokesperson for the Committee.

14 B. The Committee shall approve, by a vote of not less than two thirds of
15 all Committee members, any amendment to the Plan proposed by the Authority which
16 changes the funding categories, programs or projects identified on page 31 of the Plan.

17 C. The Committee shall receive and review the following documents
18 submitted by each Eligible Jurisdiction:

- 19 1. Congestion Management Program;
- 20 2. Mitigation Fee Program;
- 21 3. Expenditure Report;
- 22 4. Local Traffic Signal Synchronization Plan; and
- 23 5. Pavement Management Plan.

24 D. The Committee shall review yearly audits and hold an annual public
25 hearing to determine whether the Authority is proceeding in accordance with the Plan. The
26 Chair shall annually certify whether the Revenues have been spent in compliance with the
27 Plan. In addition, the Committee may issue reports, from time to time, on the progress of
28 the transportation projects described in the Plan.

M2 Expenditure Report Template

Measure M2 Expenditure Report Template

Schedule 1: Summary Statement of Beginning and Ending Balances

Lines 1 – 12: Balances at Beginning of Fiscal Year

Report all fund balances and interest intended for transportation purposes at the beginning of the fiscal year. These balances should be classified by funding source as illustrated in the table below. To provide for continuity of reporting, the beginning balances of any restricted funds must agree with the ending balances of such funds as shown in the prior year's report.

Project	Description
A-M	Freeway Projects
O	Regional Capacity Program (RCP)
P	Regional Traffic Signal Synchronization Program (RTSSP)
Q	Local Fair Share
R	High Frequency Metrolink Service
S	Transit Extensions to Metrolink
T	Convert Metrolink Station(s) to Regional Gateways that connect Orange County with High-Speed Rail Systems
U	Senior Mobility Program or Senior Non-Emergency Medical Program
V	Community Based Transit/Circulators
W	Safe Transit Stops
X	Environmental Cleanup Program (Water Quality)
Other	Please provide description for other categories

Line 13: Balances at Beginning of Fiscal Year - TOTAL

Sum of Lines 1 – 12 in the "Amount" and "Interest" columns

Line 14: Monies Made Available During Fiscal Year

Report total available monies (revenues) from Schedule 2, Line 13 in the "Amount" and "Interest" columns

Line 15: Total Monies Available

Sum of Lines 13 - 14 in the "Amount" and "Interest" columns

Line 16: Expenditures During Fiscal Year

Report total available monies (revenues) from Schedule 2, Line 26 in the "Amount" and "Interest" columns

Lines 17 - 28: Balances at End of Fiscal Year

Report by funding source all fund balances and interest for transportation purposes at the end of the fiscal year. To provide for continuity of reporting, the beginning balances of the fund sources in next year's report must agree with the ending balances of such funds as shown in this year's report (or otherwise reconciled).

**M2 Expenditure Report
Fiscal Year Ended June 30, 20____
Beginning and Ending Balances**

Description		Line No.	Amount	Interest
Balances at Beginning of Fiscal Year				
A-M	Freeway Projects	1		
O	Regional Capacity Program (RCP)	2		
P	Regional Traffic Signal Synchronization Program (RTSSP)	3		
Q	Local Fair Share	4		
R	High Frequency Metrolink Service	5		
S	Transit Extensions to Metrolink	6		
T	Convert Metrolink Station(s) to Regional Gateways that connect Orange County with High-Speed Rail Systems	7		
U	Senior Mobility Program or Senior Non-Emergency Medical Program	8		
V	Community Based Transit/Circulators	9		
W	Safe Transit Stops	10		
X	Environmental Cleanup Program (Water Quality)	11		
	Other*	12		
Balances at Beginning of the Fiscal Year (Sum Lines 1 to 12)		13		
	Monies Made Available During Fiscal Year	14		
Total Monies Available (Sum Lines 13 & 14)		15		
	Expenditures During Fiscal Year	16		
Balances at End of Fiscal Year				
A-M	Freeway Projects	17		
O	Regional Capacity Program (RCP)	18		
P	Regional Traffic Signal Synchronization Program (RTSSP)	19		
Q	Local Fair Share	20		
R	High Frequency Metrolink Service	21		
S	Transit Extensions to Metrolink	22		
T	Convert Metrolink Station(s) to Regional Gateways that connect Orange County with High-Speed Rail Systems	23		
U	Senior Mobility Program or Senior Non-Emergency Medical Program	24		
V	Community Based Transit/Circulators	25		
W	Safe Transit Stops	26		
X	Environmental Cleanup Program (Water Quality)	27		
	Other*	28		

* Please provide a specific description

Measure M2 Expenditure Report

Schedule 2: Summary Statement of Sources and Uses

Lines 1 - 12: Report the Following Revenue Sources and Interest on the Appropriate Line

Project	Description
A-M	Freeway Projects
O	Regional Capacity Program (RCP)
P	Regional Traffic Signal Synchronization Program (RTSSP)
Q	Local Fair Share
R	High Frequency Metrolink Service
S	Transit Extensions to Metrolink
T	Convert Metrolink Station(s) to Regional Gateways that connect Orange County with High-Speed Rail Systems
U	Senior Mobility Program or Senior Non-Emergency Medical Program
V	Community Based Transit/Circulators
W	Safe Transit Stops
X	Environmental Cleanup Program (Water Quality)
Other	Please provide description for other categories

Line 13: Total Revenues

Sum of Lines 1 - 12 (should match Total in Schedule 1, Line 14 in the "Amount" and "Interest" columns)

Lines 14 - 25: Report the Following Expenditures on the Appropriate Line

Project	Description
A-M	Freeway Projects
O	Regional Capacity Program (RCP)
P	Regional Traffic Signal Synchronization Program (RTSSP)
Q	Local Fair Share
R	High Frequency Metrolink Service
S	Transit Extensions to Metrolink
T	Convert Metrolink Station(s) to Regional Gateways that connect Orange County with High-Speed Rail Systems
U	Senior Mobility Program or Senior Non-Emergency Medical Program
V	Community Based Transit/Circulators
W	Safe Transit Stops
X	Environmental Cleanup Program (Water Quality)
Other	Please provide description for other categories

Line 26: Total Expenditures

Sum of Lines 14 - 25 (Should match Total in Schedule 1, Line 16 in the "Amount" and "Interest" columns)

Line 27: Total Balance

Subtract Line 26 from Line 13 in the "Amount" and "Interest" columns

City/County of: _____

Schedule 2

**M2 Expenditure Report
Fiscal Year Ended June 30, 20____
Sources and Uses**

	Description	Line No.	Amount	Interest
	Revenues:			
A-M	Freeway Projects	1		
O	Regional Capacity Program (RCP)	2		
P	Regional Traffic Signal Synchronization Program (RTSSP)	3		
Q	Local Fair Share	4		
R	High Frequency Metrolink Service	5		
S	Transit Extensions to Metrolink	6		
T	Convert Metrolink Station(s) to Regional Gateways that connect Orange County with High-Speed Rail Systems	7		
U	Senior Mobility Program or Senior Non-Emergency Medical Program	8		
V	Community Based Transit/Circulators	9		
W	Safe Transit Stops	10		
X	Environmental Cleanup Program (Water Quality)	11		
	Other*	12		
	TOTAL REVENUES: (Sum Lines 1 to 12)	13	\$	\$
	Expenditures:			
A-M	Freeway Projects	14		
O	Regional Capacity Program	15		
P	Regional Traffic Signal Synchronization Program	16		
Q	Local Fair Share	17		
R	High Frequency Metrolink Service	18		
S	Transit Extensions to Metrolink	19		
T	Convert Metrolink Station(s) to Regional Gateways that connect Orange County with High-Speed Rail Systems	20		
U	Senior Mobility Program or Senior Non-Emergency Medical Program	21		
V	Community Based Transit/Circulators	22		
W	Safe Transit Stops	23		
X	Environmental Cleanup Program (Water Quality)	24		
	Other*	25		
	TOTAL EXPENDITURES: (Sum Lines 14 to 25)	26	\$	\$
	TOTAL BALANCE (Subtract line 26 from 13)	27	\$	\$

* Please provide a specific description

Measure M2 Expenditure Report Template Instructions

Schedule 3: Summary Statement of Detailed Use of Funds

Line 1: Indirect and/or Overhead

This line covers local jurisdiction costs that cannot be readily identified to a specific project. The costs listed in this line item represent an equitable share of expenditures for activities not directly allocated to right-of-way, construction, or other categories. Allocations must be based on a reasonable, documented methodology.

This includes, but is not limited to:

Payroll	General accounting/finance
Personnel	Departmental accounts/finance
Purchasing/Procurement	Facilities
Advertising	Data processing
Legal costs	Top management
General government	Bids

Lines 2 - 7: Construction

Construction expenditures include the following:

- Projects developing new streets, bridges, lighting facilities, storm drains, etc., in locations that formerly had no such facilities, or projects departing to such an extent from existing alignment and grade that no material salvage value is realized from the old facilities.
- Additions and betterments to the street system and its rights-of-way, including grade separations and urban extensions.
- Any work that materially increases the service life of the original project.
- Resurfacing to a thickness greater than one inch.
- Resurfacing to a thickness less than one inch if the project has been certified by a lead jurisdiction as construction.
- Construction of traffic islands and other traffic safety devices.
- Transit facilities including, but not limited to, bus stops, shelters, and maintenance facilities.
- Streetscape including original landscaping, tree planting, and similar work.
- Acquisition and installation of street lighting facilities, traffic signals, and/or street signs (only when such signs are installed in connection with developing new streets).
- Planning, environmental, or design related to construction.
- Salaries and expenses of employees in connection with construction (direct costs).

Line 8: Total Construction

Sum of Lines 2 - 7

Line 9: Right-of-Way Acquisition

Right-of-way expenditures include the following:

- The acquisition of land or interest for use as a right-of-way in connection with the city's street system; the amount reported should include the cost of acquisition of any improvements situated on the real property at the date of its acquisition by the city.
- The cost of removing, demolishing, moving, resetting, and altering buildings or other structures that obstruct the right-of-way.
- The court costs of condemnation proceedings.

- Title searches and reports.
- Salaries and expenses of employees and right-of-way agents in connection with the acquisition of rights-of-way (direct costs).
- Severance damage to property sustained due to the city's street projects.
- All other costs of acquiring rights-of-way free and clear of all physical obstructions and legal encumbrances.

Line 10: Total Construction and Right-of-Way

Sum of Lines 8-9

Line 11 - 15: Maintenance / Operations

Maintenance expenditures include the following:

- The preservation and keeping of rights-of-way, street structures, and facilities in the safe and usable condition, to which they have been improved or constructed, but not reconstruction or other improvements.
- General utility services such as roadside planting, tree trimming, street cleaning, snow removal, and general weed control.
- Repairs or other work necessitated by damage to street structures or facilities resulting from storms, slides, settlements, or other causes unless it has been determined by the city engineer that such work is properly classified as construction.
- Maintenance of traffic signal equipment, coordination and timing on the city streets, as well as the city's share of such expenditures covering traffic signals situated at intersections of city streets and state highways within the incorporated area of the city.
- Salaries and expenses of employees in connection with maintenance and/or operations (direct costs).

Line 16: Total Maintenance

Sum of Lines 11 - 15

Line 17: Other

Please provide description for other categories. For example: transit, Senior Mobility Program, water quality, transit operations such as vehicle leases and other related operating expenses, etc. This category is not applicable to the MOE column as MOE expenditures would fall into the categories listed above.

Line 18: Grand Totals

Sum of Lines 1, 10, 16, and 17

Line 19: Finance Director Confirmation

Finance Director initials to confirm understanding of MOE.

City/County of: _____

**M2 Expenditure Report
Fiscal Year Ended June 30, 20____
Streets and Roads Detailed Use of Funds**

Type of Expenditure	Line Item	MOE	Developer / Impact Fee ⁺	O	O Interest	P	P Interest	Q	Q Interest	X	X Interest	Other M2 ²	Other M2 Interest	Other*	TOTAL
Indirect and/or Overhead	1														\$
Construction & Right-of-Way															
New Street Construction	2														\$
Street Reconstruction	3														\$
Signals, Safety Devices, & Street Lights	4														\$
Pedestrian Ways & Bike paths	5														\$
Storm Drains	6														\$
Storm Damage	7														\$
Total Construction¹	8														\$
Right of Way Acquisition	9														\$
Total Construction & Right-of-Way	10														\$
Maintenance															
Patching	11														\$
Overlay & Sealing	12														\$
Street Lights & Traffic Signals	13														\$
Storm Damage	14														\$
Other Street Purpose Maintenance	15														\$
Total Maintenance¹	16														\$
Other	17														\$
GRAND TOTALS (Sum Lines 1, 10, 16, 17)	18	\$	\$	\$	\$	\$	\$	\$	\$	\$	\$	\$	\$	\$	\$
Finance Director Confirmation	19	<p>Any California State Constitution Article XIX streets and road eligible expenditure may be "counted" in local jurisdictions' calculation of MOE if the activity is supported (funded) by a local jurisdictions' discretionary funds (e.g. general fund). The California State Controller also provides useful information on Article XIX and the Streets and Highways Code eligible expenditures in its "Guidelines Relating to Gas Tax Expenditures for Cities and Counties". I have reviewed and am aware of these guidelines and their applicability in calculating and reporting on Maintenance of Effort expenditures.</p> <p>Finance Director initial: _____</p>													

¹ Includes direct charges for staff time

+ Transportation related only

² Other M2 includes A-M, R, S, T, U, V, and W

* Please provide a specific description

Measure M2 Expenditure Report Template Instructions

Schedule 4: Summary Statement of Local Fair Share Project List

List the project titles and brief description (maximum of two sentences) for all projects that utilized any portion of Measure M2 (M2) Local Fair Share funding. Please include the total amount of **M2 Local Fair Share** funds only that were expended.

City/County of: _____

Signature Page

**M2 Expenditure Report
Fiscal Year Ended June 30, 20____**

I hereby certify that:

- All the information attached herein and included in schedules 1 through 4 is true and accurate to the best of my knowledge;
- The interest earned on Net Revenues allocated pursuant to the Ordinance shall be expended only for those purposes for which the Net Revenues were allocated;
- The City/County of _____ is aware of the State Controller's "Guidelines Relating to Gas Tax Expenditures for Cities and Counties", which is a guide for determining MOE Expenditures for M2 Eligibility purposes;
- The City/County's Expenditure Report is in compliance with direction provided in the State Controller's "Guidelines Relating to Gas Tax Expenditures for Cities and Counties;" and
- The City/County of _____ has expended in this fiscal year an amount of local discretionary funds for streets and roads purposes at least equal to or exceeding the FY 2022-23 MOE benchmark dollar amount¹¹.

Director of Finance (Print Name)

Date

Signature

¹¹ Jurisdictions are encouraged to submit MOE eligible expenditures higher than their MOE benchmark, so that should certain expenses be ruled ineligible during an MOE audit, the local jurisdiction still has sufficient MOE expenditures to demonstrate continued achievement of the MOE benchmark.

[EXPENDITURE REPORT RESOLUTION]

A RESOLUTION OF THE CITY COUNCIL/BOARD OF SUPERVISORS OF THE CITY/COUNTY OF _____ CONCERNING THE MEASURE M2 (M2) EXPENDITURE REPORT FOR THE CITY/COUNTY OF _____.

WHEREAS, local jurisdictions are required to meet eligibility requirements and submit eligibility verification packages to the Orange County Transportation Authority (OCTA) in order to remain eligible to receive M2 funds; and

WHEREAS, local jurisdictions are required to adopt an annual M2 Expenditure Report as part of one of the eligibility requirements; and

WHEREAS, local jurisdictions are required to account for Net Revenues, developer/traffic impact fees, and funds expended by the local jurisdiction in the M2 Expenditure Report that satisfy the Maintenance of Effort requirements; and

WHEREAS, the M2 Expenditure Report shall include all Net Revenue fund balances, interest earned and expenditures identified by type and program or project; and

WHEREAS, the M2 Expenditure Report must be adopted and submitted to the OCTA each year within six months of the end of the local jurisdiction’s fiscal year to be eligible to receive Net Revenues as part of M2.

NOW, THEREFORE, BE IT RESOLVED that the City Council/Board of Supervisors for the City/County of _____ does hereby inform OCTA that:

- a) The M2 Expenditure Report is in conformance with the template provided in the Measure M2 Eligibility Guidelines and accounts for Net Revenues including interest earned, expenditures during the fiscal year, and balances at the end of fiscal year.
- b) The M2 Expenditure Report is hereby adopted by the City/County of _____.
- c) The City/County of _____ Finance Director is hereby authorized to sign and submit the M2 Expenditure Report to OCTA for the fiscal year ending _____.

PASSED, APPROVED, AND ADOPTED THIS [Insert Day] day of [Insert Month], [Insert Year].

**Fiscal Year 2022-23
Maintenance of Effort (MOE)
Benchmarks**

MOE Benchmark by Local Jurisdiction

Local Jurisdiction	MOE Benchmark
Aliso Viejo	\$538,604
Anaheim	\$11,725,957
Brea	\$838,243
Buena Park	\$4,184,754
Costa Mesa	\$8,607,340
County of Orange	N/A
Cypress	\$3,607,878
Dana Point	\$1,510,094
Fountain Valley	\$1,564,638
Fullerton	\$4,413,567
Garden Grove	\$3,938,473
Huntington Beach	\$5,921,206
Irvine	\$8,001,915
La Habra	\$1,737,300
La Palma	\$201,688
Laguna Beach	\$1,806,353
Laguna Hills	\$331,579
Laguna Niguel	\$908,566
Laguna Woods	\$104,578
Lake Forest	\$226,678
Los Alamitos	\$182,250
Mission Viejo	\$2,864,895
Newport Beach	\$12,547,102
Orange	\$3,392,885
Placentia	\$770,006
Rancho Santa Margarita	\$428,337
San Clemente	\$1,316,842
San Juan Capistrano	\$492,518
Santa Ana	\$9,040,904
Seal Beach	\$642,598
Stanton	\$285,869
Tustin	\$1,697,045
Villa Park	\$373,104
Westminster	\$1,805,546
Yorba Linda	\$2,608,191
Total	\$98,617,504

MOE - Maintenance of effort

N/A - Not Applicable

Sales Tax Receipt & Distribution Schedule



Sales Tax Receipt & Distribution Schedule

Distribution	Apr-22	May-22	Jun-22	Jul-22	Aug-22	Sep-22	Oct-22	Nov-22	Dec-22	Jan-23	Feb-23	Mar-23	Apr-23	May-23	Jun-23	Jul-23	Aug-23	Sep-23
Sales Taxes Earned	April	May	June	July	August	September	October	November	December	January	February	March	April	May	June			
OCTA Receipt of Taxes			April	May	June	July	August	September	October	November	December	January	February	March	April	May	June	
Disbursement to City				April		May & June		July & August		September & October		November & December		January & February		March & April		May & June

**FY 2022-23 Measure M2
Expenditure Reports
By Local Jurisdiction**



Orange County Transportation Authority

M2 Fact Sheet

City of Aliso Viejo

Fiscal Year Ended June 30, 2023

Council Action 12/6/2023

Signed Resolution Yes

Revised Final Report? No

	<u>Actual</u>	<u>Benchmark</u>
MOE Expenditures	\$548,429	\$538,604

Project	Beginning Balance A	Revenues Claimed B	Expenditures C	Ending Balance D	Verify A+B-C-D
M2 Fairshare	1,284,071	917,418	1,357,053	844,437	0
M2 Fairshare Interest	-38,353	36,439	36,439	-38,353	0
SMP or Senior Non-Emergency Medical	70,608	36,346	21,635	85,319	0
SMP or Senior Non-Emergency Medical Interest	-1,362	121	121	-1,362	0
Water Quality Program (Project X)	0	0	0	0	0
Water Quality Program (Project X) Interest	0	0	0	0	0
Grand Total	1,314,964	990,324	1,415,248	890,041	0

Last External Auditor Review: LFS: 2023; SMP: n/a

M2 Expenditure Report

Fiscal Year Ended June 30, 2023

Beginning and Ending Balances

Description	Line No.	Amount	Interest
Balances at Beginning of Fiscal Year			
A-M Freeway Projects	1	\$ -	\$ -
O Regional Capacity Program (RCP)	2	\$ -	\$ -
P Regional Traffic Signal Synchronization Program (RTSSP)	3	\$ -	\$ -
Q Local Fair Share	4	\$ 1,284,071	\$ (38,353)
R High Frequency Metrolink Service	5	\$ -	\$ -
S Transit Extensions to Metrolink	6	\$ -	\$ -
T Convert Metrolink Station(s) to Regional Gateways that connect Orange County with High-Speed Rail Systems	7	\$ -	\$ -
U Senior Mobility Program or Senior Non-Emergency Medical Program	8	\$ 70,608	\$ (1,362)
V Community Based Transit/Circulators	9	\$ -	\$ -
W Safe Transit Stops	10	\$ -	\$ -
X Environmental Cleanup Program (Water Quality)	11	\$ -	\$ -
Other*	12	\$ -	\$ -
Balances at Beginning of Fiscal Year (Sum Lines 1 to 12)	13	\$ 1,354,679	\$ (39,715)
Monies Made Available During Fiscal Year	14	\$ 953,765	\$ 36,560
Total Monies Available (Sum Lines 13 & 14)	15	\$ 2,308,444	\$ (3,155)
Expenditures During Fiscal Year	16	\$ 1,378,688	\$ 36,560
Balances at End of Fiscal Year			
A-M Freeway Projects	17	\$ -	\$ -
O Regional Capacity Program (RCP)	18	\$ -	\$ -
P Regional Traffic Signal Synchronization Program (RTSSP)	19	\$ -	\$ -
Q Local Fair Share	20	\$ 844,437	\$ (38,353)
R High Frequency Metrolink Service	21	\$ -	\$ -
S Transit Extensions to Metrolink	22	\$ -	\$ -
T Convert Metrolink Station(s) to Regional Gateways that connect Orange County with High-Speed Rail Systems	23	\$ -	\$ -
U Senior Mobility Program or Senior Non-Emergency Medical Program	24	\$ 85,319	\$ (1,362)
V Community Based Transit/Circulators	25	\$ -	\$ -
W Safe Transit Stops	26	\$ -	\$ -
X Environmental Cleanup Program (Water Quality)	27	\$ -	\$ -
Other*	28	\$ -	\$ -

* Please provide a specific description

M2 Expenditure Report
Fiscal Year Ended June 30, 2023
Sources and Uses

Description	Line No.	Amount	Interest
Revenues:			
A-M Freeway Projects	1	\$ -	\$ -
O Regional Capacity Program (RCP)	2	\$ -	\$ -
P Regional Traffic Signal Synchronization Program (RTSSP)	3	\$ -	\$ -
Q Local Fair Share	4	\$ 917,419	\$ 36,439
R High Frequency Metrolink Service	5	\$ -	\$ -
S Transit Extensions to Metrolink	6	\$ -	\$ -
T Convert Metrolink Station(s) to Regional Gateways that connect Orange County with High-Speed Rail Systems	7	\$ -	\$ -
U Senior Mobility Program or Senior Non-Emergency Medical Program	8	\$ 36,346	\$ 121
V Community Based Transit/Circulators	9	\$ -	\$ -
W Safe Transit Stops	10	\$ -	\$ -
X Environmental Cleanup Program (Water Quality)	11	\$ -	\$ -
Other*	12	\$ -	\$ -
TOTAL REVENUES (Sum lines 1 to 12)	13	\$ 953,765	\$ 36,560
Expenditures:			
A-M Freeway Projects	14	\$ -	\$ -
O Regional Capacity Program (RCP)	15	\$ -	\$ -
P Regional Traffic Signal Synchronization Program (RTSSP)	16	\$ -	\$ -
Q Local Fair Share	17	\$ 1,357,053	\$ 36,439
R High Frequency Metrolink Service	18	\$ -	\$ -
S Transit Extensions to Metrolink	19	\$ -	\$ -
T Convert Metrolink Station(s) to Regional Gateways that connect Orange County with High-Speed Rail Systems	20	\$ -	\$ -
U Senior Mobility Program or Senior Non-Emergency Medical Program	21	\$ 21,635	\$ 121
V Community Based Transit/Circulators	22	\$ -	\$ -
W Safe Transit Stops	23	\$ -	\$ -
X Environmental Cleanup Program (Water Quality)	24	\$ -	\$ -
Other*	25	\$ -	\$ -
TOTAL EXPENDITURES (Sum lines 14 to 25)	26	\$ 1,378,688	\$ 36,560
TOTAL BALANCE (Subtract line 26 from 13)	27	\$ (424,923)	\$ 0

* Please provide a specific description

M2 Expenditure Report
Fiscal Year Ended June 30, 2023
Streets and Roads Detailed Use of Funds

Type of Expenditure	Line No.	MOE	Developer / Impact Fees ¹	O	O Interest	P	P Interest	Q	Q Interest	X	X Interest	Other M2 ²	Other M2 Interest	Other*	TOTAL
Indirect and/or Overhead	1	\$ 73,007	\$ -	\$ -	\$ -	\$ -	\$ -	\$ -	\$ -	\$ -	\$ -	\$ -	\$ -	\$ -	\$ 73,007
Construction & Right-of-Way															
New Street Construction	2	\$ -	\$ -	\$ -	\$ -	\$ -	\$ -	\$ -	\$ -	\$ -	\$ -	\$ -	\$ -	\$ -	\$ -
Street Reconstruction	3	\$ -	\$ -	\$ -	\$ -	\$ -	\$ -	\$ 1,346,492	\$ 36,439	\$ -	\$ -	\$ -	\$ -	\$ -	\$ 1,382,931
Signals, Safety Devices, & Street Lights	4	\$ -	\$ -	\$ -	\$ -	\$ -	\$ -	\$ 10,561	\$ -	\$ -	\$ -	\$ -	\$ -	\$ -	\$ 10,561
Pedestrian Ways & Bikepaths	5	\$ -	\$ -	\$ -	\$ -	\$ -	\$ -	\$ -	\$ -	\$ -	\$ -	\$ -	\$ -	\$ -	\$ -
Storm Drains	6	\$ -	\$ -	\$ -	\$ -	\$ -	\$ -	\$ -	\$ -	\$ -	\$ -	\$ -	\$ -	\$ -	\$ -
Storm Damage	7	\$ -	\$ -	\$ -	\$ -	\$ -	\$ -	\$ -	\$ -	\$ -	\$ -	\$ -	\$ -	\$ -	\$ -
Total Construction¹	8	\$ -	\$ -	\$ -	\$ -	\$ -	\$ -	\$ 1,357,053	\$ 36,439	\$ -	\$ -	\$ -	\$ -	\$ -	\$ 1,393,492
Right of Way Acquisition	9	\$ -	\$ -	\$ -	\$ -	\$ -	\$ -	\$ -	\$ -	\$ -	\$ -	\$ -	\$ -	\$ -	\$ -
Total Construction & Right-of-Way	10	\$ -	\$ -	\$ -	\$ -	\$ -	\$ -	\$ 1,357,053	\$ 36,439.32	\$ -	\$ -	\$ -	\$ -	\$ -	\$ 1,393,492
Maintenance															
Patching	11	\$ -	\$ -	\$ -	\$ -	\$ -	\$ -	\$ -	\$ -	\$ -	\$ -	\$ -	\$ -	\$ -	\$ -
Overlay & Sealing	12	\$ 34,057	\$ -	\$ -	\$ -	\$ -	\$ -	\$ -	\$ -	\$ -	\$ -	\$ -	\$ -	\$ -	\$ 34,057
Street Lights & Traffic Signals	13	\$ -	\$ -	\$ -	\$ -	\$ -	\$ -	\$ -	\$ -	\$ -	\$ -	\$ -	\$ -	\$ -	\$ -
Storm Damage	14	\$ 3,973	\$ -	\$ -	\$ -	\$ -	\$ -	\$ -	\$ -	\$ -	\$ -	\$ -	\$ -	\$ -	\$ 3,973
Other Street Purpose Maintenance	15	\$ 437,392	\$ -	\$ -	\$ -	\$ -	\$ -	\$ -	\$ -	\$ -	\$ -	\$ -	\$ -	\$ -	\$ 437,392
Total Maintenance¹	16	\$ 475,422	\$ -	\$ -	\$ -	\$ -	\$ -	\$ -	\$ -	\$ -	\$ -	\$ -	\$ -	\$ -	\$ 475,422
Other - Senior Mobility Program	17	\$ -	\$ -	\$ -	\$ -	\$ -	\$ -	\$ -	\$ -	\$ -	\$ -	\$ 21,635	\$ 121	\$ -	\$ 21,756
GRAND TOTALS (Sum Lines 1, 10, 16, 17)	18	\$ 548,429	\$ -	\$ -	\$ -	\$ -	\$ -	\$ 1,357,053	\$ 36,439	\$ -	\$ -	\$ 21,635	\$ 121	\$ -	\$ 1,963,677
Finance Director Confirmation	19	Any California State Constitution Article XIX streets and road eligible expenditure may be "counted" in local jurisdictions' calculation of MOE if the activity is supported (funded) by a local jurisdictions' discretionary funds (e.g. general fund). The California State Controller also provides useful information on Article XIX and the Streets and Highways Code eligible expenditures in its "Guidelines Relating to Gas Tax Expenditures for Cities and Counties". I have reviewed and am aware of these guidelines and their applicability in calculating and reporting on Maintenance of Effort expenditures. Finance Director initial: <u> <i>TE</i> </u>													

¹ Includes direct charges for staff time
² Other M2 includes A-M, R,S,T,U,V, and W
 + Transportation related only
 * Please provide a specific description

Legend

Project	Description
A-M	Freeway Projects
O	Regional Capacity Program (RCP)
P	Regional Traffic Signal Synchronization Program (RTSSP)
Q	Local Fair Share
R	High Frequency Metrolink Service
S	Transit Extensions to Metrolink
T	Convert Metrolink Station(s) to Regional Gateways that connect Orange County with High-Speed Rail Systems
U	Senior Mobility Program or Senior Non-Emergency Medical Program
V	Community Based Transit/Circulators
W	Safe Transit Stops
X	Environmental Cleanup Program (Water Quality)

M2 Expenditure Report
Fiscal Year Ended June 30, 2023
Local Fair Share Project List

Table with 2 columns: PROJECT NAME and AMOUNT EXPENDED. Includes rows for '#122 OCTA Los Alisos Blvd Signal Synchronization' and '#135 FY 22-23 Slurry Seal', with a total amount of \$1,393,492.48.

**M2 Expenditure Report
Fiscal Year Ended June 30, 2023**

I hereby certify that:

- All the information attached herein and included in schedules 1 through 4 is true and accurate to the best of my knowledge;
- The interest earned on Net Revenues allocated pursuant to the Ordinance shall be expended only for those purposes for which the Net Revenues were allocated;
- The City of Aliso Viejo is aware of the State Controller's "Guidelines Relating to Gas Tax Expenditures for Cities and Counties", which is a guide for determining MOE Expenditures for M2 Eligibility purposes;
- The City's Expenditure Report is in compliance with direction provided in the State Controller's "Guidelines Relating to Gas Tax Expenditures for Cities and Counties;" and
- The City of Aliso Viejo has expended in this fiscal year an amount of local discretionary funds for streets and roads purposes at least equal to or exceeding the FY 2022-23 MOE benchmark dollar amount¹¹.

Ann Eifert

Director of Finance (Print Name)

12/12/23

Date



Signature

¹¹ Jurisdictions are encouraged to submit MOE eligible expenditures higher than their MOE benchmark, so that should certain expenses be ruled ineligible during an MOE audit, the local jurisdiction still has sufficient MOE expenditures to demonstrate continued achievement of the MOE benchmark.

RESOLUTION NO. 2023-33

A RESOLUTION OF THE CITY COUNCIL OF THE CITY OF ALISO VIEJO, CALIFORNIA, CONCERNING THE MEASURE M2 (M2) EXPENDITURE REPORT FOR THE CITY OF CITY OF ALISO VIEJO

WHEREAS, local jurisdictions are required to meet eligibility requirements and submit eligibility verification packages to the Orange County Transportation Authority (OCTA) in order to remain eligible to receive M2 funds; and

WHEREAS, local jurisdictions are required to adopt an annual M2 Expenditure Report as part of one of the eligibility requirements; and

WHEREAS, local jurisdictions are required to account for Net Revenues, developer/traffic impact fees, and funds expended by local jurisdiction in the M2 Expenditure Report that satisfy the Maintenance of Effort requirements; and

WHEREAS, the M2 Expenditure Report shall include all Net Revenue fund balances, interest earned, and expenditures identified by type and program or project; and

WHEREAS, the M2 Expenditure Report must be adopted and submitted to the OCTA each year within six months of the end of the local jurisdiction's fiscal year to be eligible to receive Net Revenues as part of M2.

NOW, THEREFORE, BE IT RESOLVED THAT THE CITY COUNCIL OF THE CITY OF ALISO VIEJO DOES HEREBY INFORM OCTA THAT:

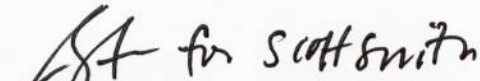
- a) The M2 Expenditure Report is in conformance with the template provided in the Measure M2 Eligibility Guidelines and accounts for Net Revenues including interest earned, expenditures during the fiscal year, and balances at the end of fiscal year.
- b) The M2 Expenditure Report is hereby adopted by the City of Aliso Viejo.
- c) The City of Aliso Viejo Director of Financial Services is hereby authorized to sign and submit the M2 Expenditure Report to OCTA for the fiscal year ending June 30, 2023.

PASSED, APPROVED AND ADOPTED this 6th day of December, 2023.




Richard Hurt
Mayor

APPROVED AS TO FORM:



Scott C. Smith, City Attorney

ATTEST:



Mitzi Ortiz, MMC, City Clerk

STATE OF CALIFORNIA)
COUNTY OF ORANGE) ss.
CITY OF ALISO VIEJO)

I, MITZI ORTIZ, City Clerk of the City of Aliso Viejo, California, DO HEREBY CERTIFY that the foregoing is the original of Resolution No. 2023-33 duly passed and adopted by the City Council of the City of Aliso Viejo at their regular meeting held on the 6th day of December, 2023, by the following roll call vote, to wit:

AYES: Mayor Hurt, Mayor Pro Tem Munzing, Councilmembers Ackley, Chun and Duncan

NOES: None

ABSENT: None



MITZI ORTIZ, MMC
CITY CLERK

(SEAL)



Orange County Transportation Authority

M2 Fact Sheet

City of Anaheim

Fiscal Year Ended June 30, 2023

Council Action 11/28/2023

Signed Resolution Yes

Revised Final Report? No

	<u>Actual</u>	<u>Benchmark</u>
MOE Expenditures	\$15,057,781	\$11,725,957

Project	Beginning Balance A	Revenues Claimed B	Expenditures C	Ending Balance D	Verify A+B-C-D
M2 Fairshare	1,917,304	5,890,092	4,384,847	3,422,549	0
M2 Fairshare Interest	831,966	263,385	0	1,095,351	0
M2 CTFP (Project O)	-11,328,575	1,571,262	34,133	-9,791,446	0
M2 CTFP (Project O) Interest	0	0	0	0	0
Regional Traffic Signal Synchronization Program	-1,289,927	0	0	-1,289,927	0
Regional Traffic Signal Synchronization Program Int	0	0	0	0	0
High Frequency Metrolink Service	0	0	0	0	0
High Frequency Metrolink Service Interest	0	0	0	0	0
Transit Extensions to Metrolink	0	0	0	0	0
Transit Extensions to Metrolink Interest	0	0	0	0	0
Metrolink Gateways (Project T)	0	0	0	0	0
Metrolink Gateways (Project T) Interest	0	0	0	0	0
SMP or Senior Non-Emergency Medical	875,807	447,050	109,591	1,213,266	0
SMP or Senior Non-Emergency Medical Interest	12,202	51,834	0	64,036	0
Community Based Transit/Circulators	-73,093	88,553	96,845	-81,385	0
Community Based Transit/Circulators Interest	0	0	0	0	0
Water Quality Program (Project X)	100,389	172,044	474,130	-201,697	0
Water Quality Program (Project X) Interest	0	0	0	0	0
Other	4,210,223	4,486	0	4,214,709	0
Other Interest	0	0	0	0	0
Grand Total	-4,743,703	8,488,707	5,099,546	-1,354,543	0

Last External Auditor Review: LFS: 2023; SMP: 2023

M2 Expenditure Report

Fiscal Year Ended June 30, 2023

Beginning and Ending Balances

Description	Line No.	Amount	Interest
Balances at Beginning of Fiscal Year			
A-M Freeway Projects	1		\$ -
O Regional Capacity Program (RCP)	2	\$ (11,328,575)	\$ -
P Regional Traffic Signal Synchronization Program (RTSSP)	3	\$ (1,289,927)	\$ -
Q Local Fair Share	4	\$ 1,917,304	\$ 831,966
R High Frequency Metrolink Service	5	\$ -	\$ -
S Transit Extensions to Metrolink	6		\$ -
T Convert Metrolink Station(s) to Regional Gateways that connect Orange County with High-Speed Rail Systems	7	\$ -	\$ -
U Senior Mobility Program or Senior Non-Emergency Medical Program	8	\$ 657,466	\$ 12,202
V Community Based Transit/Circulators	9	\$ (73,093)	\$ -
W Safe Transit Stops	10	\$ -	\$ -
X Environmental Cleanup Program (Water Quality)	11	\$ 91,524	\$ -
Other*	12	\$ 4,210,223	\$ -
Balances at Beginning of Fiscal Year	13	\$ (5,815,078)	\$ 844,168
Monies Made Available During Fiscal Year	14	\$ 8,173,488	\$ 315,218
Total Monies Available (Sum Lines 13 & 14)	15	\$ 2,358,410	\$ 1,159,386
Expenditures During Fiscal Year	16	\$ 5,099,546	\$ -
Balances at End of Fiscal Year			
A-M Freeway Projects	17	\$ -	\$ -
O Regional Capacity Program (RCP)	18	\$ (9,791,446)	\$ -
P Regional Traffic Signal Synchronization Program (RTSSP)	19	\$ (1,289,927)	\$ -
Q Local Fair Share	20	\$ 3,422,549	\$ 1,095,351
R High Frequency Metrolink Service	21	\$ -	\$ -
S Transit Extensions to Metrolink	22	\$ -	\$ -
T Convert Metrolink Station(s) to Regional Gateways that connect Orange County with High-Speed Rail Systems	23	\$ -	\$ -
U Senior Mobility Program or Senior Non-Emergency Medical Program	24	\$ 1,213,266	\$ 64,036
V Community Based Transit/Circulators	25	\$ (81,385)	\$ -
W Safe Transit Stops	26	\$ -	\$ -
X Environmental Cleanup Program (Water Quality)	27	\$ (201,697)	\$ -
Other*	28	\$ 4,214,709	\$ -

* Please provide a specific description

Schedule 1-Line 27-Project X true up expenses \$8,865 due to ineligible items. Ineligible expenses paid by City match

Schedule 1-Line 24- SMP change in methodology. Due to decreased program participation, the expenses have decreased within the last couple of years. This is an adjustment to the fund balance to reflect the 20% local match SMP Fund balance adjustment to reflect 20% \$218,341 - SMP Interest previous to FY2022 \$21,839

Schedule 1- Line 9- Project V Ending balance \$ (73,093) previously reported under Project S (line 6)

M2 Expenditure Report
Fiscal Year Ended June 30, 2023
Sources and Uses

Description	Line No.	Amount	Interest
Revenues:			
A-M Freeway Projects	1	\$ -	\$ -
O Regional Capacity Program (RCP)	2	\$ 1,571,262	\$ -
P Regional Traffic Signal Synchronization Program (RTSSP)	3	\$ -	\$ -
Q Local Fair Share	4	\$ 5,890,092	\$ 263,385
R High Frequency Metrolink Service	5	\$ -	\$ -
S Transit Extensions to Metrolink	6		\$ -
T Convert Metrolink Station(s) to Regional Gateways that connect Orange County with High-Speed Rail Systems	7	\$ -	\$ -
U Senior Mobility Program or Senior Non-Emergency Medical Program	8	\$ 447,050	\$ 51,834
V Community Based Transit/Circulators	9	\$ 88,553	\$ -
W Safe Transit Stops	10	\$ -	\$ -
X Environmental Cleanup Program (Water Quality)	11	\$ 172,044	\$ -
Other*	12	\$ 4,486	
TOTAL REVENUES (Sum lines 1 to 12)	13	\$ 8,173,488	\$ 315,218
Expenditures:			
A-M Freeway Projects	14	\$ -	\$ -
O Regional Capacity Program (RCP)	15	\$ 34,133	\$ -
P Regional Traffic Signal Synchronization Program (RTSSP)	16	\$ -	\$ -
Q Local Fair Share	17	\$ 4,384,847	\$ -
R High Frequency Metrolink Service	18	\$ -	\$ -
S Transit Extensions to Metrolink	19		\$ -
T Convert Metrolink Station(s) to Regional Gateways that connect Orange County with High-Speed Rail Systems	20	\$ -	\$ -
U Senior Mobility Program or Senior Non-Emergency Medical Program	21	\$ 109,591	\$ -
V Community Based Transit/Circulators	22	\$ 96,845	\$ -
W Safe Transit Stops	23	\$ -	\$ -
X Environmental Cleanup Program (Water Quality)	24	\$ 474,130	\$ -
Other*	25	\$ -	\$ -
TOTAL EXPENDITURES (Sum lines 14 to 25)	26	\$ 5,099,546	\$ -
TOTAL BALANCE (Subtract line 26 from 13)	27	\$ 3,073,941	\$ 315,218

* Please provide a specific description

Schedule 2- Line 12- Sale of remnant parcel - Brookhurst St Widening \$4,486

Schedule 2- Line 9 and 22- Project V financial data reported under Project V previously reported under Project S

M2 Expenditure Report
Fiscal Year Ended June 30, 2023
Streets and Roads Detailed Use of Funds

Type of Expenditure	Line No.	MOE	Developer / Impact Fees ¹	O	O Interest	P	P Interest	Q	Q Interest	X	X Interest	Other M2 ²	Other M2 Interest	Other*	TOTAL
Indirect and/or Overhead	1	\$ 93,069	\$ -	\$ -	\$ -	\$ -	\$ -	\$ 152,191	\$ -	\$ -	\$ -	\$ -	\$ -	\$ -	\$ 245,260
Construction & Right-of-Way															
New Street Construction	2	\$ -	\$ 5,017	\$ 34,133	\$ -	\$ -	\$ -	\$ 4,789.94	\$ -	\$ -	\$ -	\$ -	\$ -	\$ -	\$ 43,940
Street Reconstruction	3	\$ 989,170	\$ -	\$ -	\$ -	\$ -	\$ -	\$ 4,227,866	\$ -	\$ -	\$ -	\$ -	\$ -	\$ -	\$ 5,217,036
Signals, Safety Devices, & Street Lights	4	\$ 1,988,951	\$ 525,019	\$ -	\$ -	\$ -	\$ -	\$ -	\$ -	\$ -	\$ -	\$ -	\$ -	\$ -	\$ 2,513,970
Pedestrian Ways & Bikepaths	5	\$ -	\$ -	\$ -	\$ -	\$ -	\$ -	\$ -	\$ -	\$ -	\$ -	\$ -	\$ -	\$ -	\$ -
Storm Drains	6	\$ -	\$ -	\$ -	\$ -	\$ -	\$ -	\$ -	\$ -	\$ 474,130	\$ -	\$ -	\$ -	\$ -	\$ 474,130
Storm Damage	7	\$ -	\$ -	\$ -	\$ -	\$ -	\$ -	\$ -	\$ -	\$ -	\$ -	\$ -	\$ -	\$ -	\$ -
Total Construction¹	8	\$ 2,978,121	\$ 530,036	\$ 34,133	\$ -	\$ -	\$ -	\$ 4,232,656	\$ -	\$ 474,130	\$ -	\$ -	\$ -	\$ -	\$ 8,249,077
Right of Way Acquisition	9	\$ -	\$ -	\$ -	\$ -	\$ -	\$ -	\$ -	\$ -	\$ -	\$ -	\$ -	\$ -	\$ -	\$ -
Total Construction & Right-of-Way	10	\$ 2,978,121	\$ 530,036	\$ 34,133	\$ -	\$ -	\$ -	\$ 4,232,656	\$ -	\$ 474,130	\$ -	\$ -	\$ -	\$ -	\$ 8,249,077
Maintenance															
Patching	11	\$ -	\$ -	\$ -	\$ -	\$ -	\$ -	\$ -	\$ -	\$ -	\$ -	\$ -	\$ -	\$ -	\$ -
Overlay & Sealing	12	\$ -	\$ -	\$ -	\$ -	\$ -	\$ -	\$ -	\$ -	\$ -	\$ -	\$ -	\$ -	\$ -	\$ -
Street Lights & Traffic Signals	13	\$ 5,601,390	\$ -	\$ -	\$ -	\$ -	\$ -	\$ -	\$ -	\$ -	\$ -	\$ -	\$ -	\$ -	\$ 5,601,390
Storm Damage	14	\$ -	\$ -	\$ -	\$ -	\$ -	\$ -	\$ -	\$ -	\$ -	\$ -	\$ -	\$ -	\$ -	\$ -
Other Street Purpose Maintenance	15	\$ 6,385,201	\$ -	\$ -	\$ -	\$ -	\$ -	\$ -	\$ -	\$ -	\$ -	\$ -	\$ -	\$ -	\$ 6,385,201
Total Maintenance¹	16	\$ 11,986,591	\$ -	\$ -	\$ -	\$ -	\$ -	\$ -	\$ -	\$ -	\$ -	\$ -	\$ -	\$ -	\$ 11,986,591
Other	17	\$ -	\$ 174,461	\$ -	\$ -	\$ -	\$ -	\$ -	\$ -	\$ -	\$ -	\$ 206,436	\$ -	\$ -	\$ 380,897
GRAND TOTALS (Sum Lines 1, 10, 16, 17)	18	\$ 15,057,781	\$ 704,497	\$ 34,133	\$ -	\$ -	\$ -	\$ 4,384,847	\$ -	\$ 474,130	\$ -	\$ 206,436	\$ -	\$ -	\$ 20,861,824
Finance Director Confirmation	19	Any California State Constitution Article XIX streets and road eligible expenditure may be "counted" in local jurisdictions' calculation of MOE if the activity is supported (funded) by a local jurisdictions' discretionary funds (e.g. general fund). The California State Controller also provides useful information on Article XIX and the Streets and Highways Code eligible expenditures in its "Guidelines Relating to Gas Tax Expenditures for Cities and Counties". I have reviewed and am aware of these guidelines and their applicability in calculating and reporting on Maintenance of Effort expenditures. Finance Director initial: <u>DM</u>													

¹ Includes direct charges for staff time
² Other M2 includes A-M, R,S,T,U,V, and W
 + Transportation related only
 * Please provide a specific description

Other M2:	
Project V	\$ 96,845
Senior Mobility	\$ 109,591
Total other M2	\$ 206,436

Legend

Project	Description
A-M	Freeway Projects
O	Regional Capacity Program (RCP)
P	Regional Traffic Signal Synchronization Program (RTSSP)
Q	Local Fair Share
R	High Frequency Metrolink Service
S	Transit Extensions to Metrolink
T	Convert Metrolink Station(s) to Regional Gateways that connect Orange County with High-Speed Rail Systems
U	Senior Mobility Program or Senior Non-Emergency Medical Program
V	Community Based Transit/Circulators
W	Safe Transit Stops
X	Environmental Cleanup Program (Water Quality)

M2 Expenditure Report
Fiscal Year Ended June 30, 2023

I hereby certify that:

- All the information attached herein and included in schedules 1 through 4 is true and accurate to the best of my knowledge;
- The interest earned on Net Revenues allocated pursuant to the Ordinance shall be expended only for those purposes for which the Net Revenues were allocated;
- The City/County of Anaheim is aware of the State Controller’s “Guidelines Relating to Gas Tax Expenditures for Cities and Counties”, which is a guide for determining MOE Expenditures for M2 Eligibility purposes;
- The City/County’s Expenditure Report is in compliance with direction provided in the State Controller’s “Guidelines Relating to Gas Tax Expenditures for Cities and Counties;” and
- The City/County of Anaheim has expended in this fiscal year an amount of local discretionary funds for streets and roads purposes at least equal to or exceeding the FY 2022-23 MOE benchmark dollar amount¹¹.

Deborah Moreno
Director of Finance (Print Name)

11/21/23
Date

Deborah A. Moreno
Signature

¹¹ Jurisdictions are encouraged to submit MOE eligible expenditures higher than their MOE benchmark, so that should certain expenses be ruled ineligible during an MOE audit, the local jurisdiction still has sufficient MOE expenditures to demonstrate continued achievement of the MOE benchmark.

RESOLUTION NO. 2023- 103

A RESOLUTION OF THE CITY COUNCIL OF THE CITY OF ANAHEIM ADOPTING THE MEASURE M2 EXPENDITURE REPORT AND AUTHORIZING THE CITY OF ANAHEIM FINANCE DIRECTOR TO SIGN AND SUBMIT THE EXPENDITURE REPORT TO THE ORANGE COUNTY TRANSPORTATION AUTHORITY ON BEHALF OF THE CITY OF ANAHEIM.

WHEREAS, Orange County Transportation Authority (“OCTA”) Local Transportation Authority Ordinance No. 3, requires local jurisdictions to meet eligibility requirements and submit eligibility verification packages to OCTA in order to remain eligible to receive M2 funds.

WHEREAS, local jurisdictions are required to adopt an annual M2 Expenditure Report as part of one of the eligibility requirements.

WHEREAS, local jurisdictions are required to account for Net Revenues, developer/traffic impact fees, and funds expended by local jurisdiction in the Expenditure Report that satisfy the Maintenance of Effort requirements; and

WHEREAS, the Expenditure Report shall include all Net Revenue fund balances, interest earned and expenditures identified by type and program or project; and

WHEREAS, the Expenditure Report must be adopted and submitted to OCTA each year within six months of the end of the local jurisdiction’s fiscal year to be eligible to receive Net Revenues as part of M2.

NOW, THEREFORE, BE IT RESOLVED by the City Council of the City of Anaheim that:

a) The M2 Expenditure Report is in conformance with the template provided in the Measure M2 Eligibility Guidelines and accounts for Net Revenues including interest earned, expenditures during the fiscal year and balances at the end of fiscal year.

b) The M2 Expenditure Report is hereby adopted by the City of Anaheim.

c) The City of Anaheim Finance Director is hereby authorized and directed to sign and submit the M2 Expenditure Report to OCTA on behalf of the City of Anaheim for the fiscal year ending June 30, 2023.

THE FOREGOING RESOLUTION is approved and adopted by the City Council of the City of Anaheim this 28th day of November, 2023, by the following roll call vote:


AYES: Mayor Aitken and Council Members Rubalcava, Diaz, Leon, Kurtz, Faessel and Meeks

NOES: None

ABSENT: None

ABSTAIN: None

CITY OF ANAHEIM


MAYOR OF THE CITY OF ANAHEIM

ATTEST:



CITY CLERK OF THE CITY OF ANAHEIM



Orange County Transportation Authority

M2 Fact Sheet

City of Brea

Fiscal Year Ended June 30, 2023

Council Action 11/7/2023

Signed Resolution Yes

Revised Final Report? No

	<u>Actual</u>	<u>Benchmark</u>
MOE Expenditures	\$1,301,882	\$838,243

Project	Beginning Balance A	Revenues Claimed B	Expenditures C	Ending Balance D	Verify A+B-C-D
M2 Fairshare	1,174,623	1,318,335	943,785	1,549,173	0
M2 Fairshare Interest	199,949	24,200	0	224,149	0
M2 CTFP (Project O)	-106,361	0	384,737	-491,098	0
M2 CTFP (Project O) Interest	158,712	26,846	0	185,558	0
Regional Traffic Signal Synchronization Program	-60,278	0	55	-60,333	0
Regional Traffic Signal Synchronization Program Int	0	0	0	0	0
SMP or Senior Non-Emergency Medical	61,182	61,793	48,554	74,421	0
SMP or Senior Non-Emergency Medical Interest	1,877	495	0	2,372	0
Water Quality Program (Project X)	0	0	0	0	0
Water Quality Program (Project X) Interest	0	0	0	0	0
Grand Total	1,429,703	1,431,669	1,377,131	1,484,241	0

Last External Auditor Review: 2020; SMP: 2020

M2 Expenditure Report

Fiscal Year Ended June 30, 2023

Beginning and Ending Balances

Description	Line No.	Amount	Interest
Balances at Beginning of Fiscal Year			
A-M Freeway Projects	1	\$ -	\$ -
O Regional Capacity Program (RCP)	2	\$ (106,361.32)	\$ 158,712
P Regional Traffic Signal Synchronization Program (RTSSP)	3	\$ (60,278.08)	\$ -
Q Local Fair Share	4	\$ 1,174,623.04	\$ 199,949
R High Frequency Metrolink Service	5	\$ -	\$ -
S Transit Extensions to Metrolink	6	\$ -	\$ -
T Convert Metrolink Station(s) to Regional Gateways that connect Orange County with High-Speed Rail Systems	7	\$ -	\$ -
U Senior Mobility Program or Senior Non-Emergency Medical Program	8	\$ 61,181.68	\$ 1,877
V Community Based Transit/Circulators	9	\$ -	\$ -
W Safe Transit Stops	10	\$ -	\$ -
X Environmental Cleanup Program (Water Quality)	11	\$ -	\$ -
Other*	12	\$ -	\$ -
Balances at Beginning of Fiscal Year	13	\$ 1,069,165.32	\$ 360,538
Monies Made Available During Fiscal Year	14	\$ 1,380,128.41	\$ 51,541
Total Monies Available (Sum Lines 13 & 14)	15	\$ 2,449,293.73	\$ 412,079
Expenditures During Fiscal Year	16	\$ 1,377,131.38	\$ -
Balances at End of Fiscal Year			
A-M Freeway Projects	17	\$ -	\$ -
O Regional Capacity Program (RCP)	18	\$ (491,098.16)	\$ 185,558
P Regional Traffic Signal Synchronization Program (RTSSP)	19	\$ (60,333.43)	\$ -
Q Local Fair Share	20	\$ 1,549,173.26	\$ 224,149
R High Frequency Metrolink Service	21	\$ -	\$ -
S Transit Extensions to Metrolink	22	\$ -	\$ -
T Convert Metrolink Station(s) to Regional Gateways that connect Orange County with High-Speed Rail Systems	23	\$ -	\$ -
U Senior Mobility Program or Senior Non-Emergency Medical Program	24	\$ 74,420.68	\$ 2,372
V Community Based Transit/Circulators	25	\$ -	\$ -
W Safe Transit Stops	26	\$ -	\$ -
X Environmental Cleanup Program (Water Quality)	27	\$ -	\$ -
Other*	28	\$ -	\$ -

* Please provide a specific description

M2 Expenditure Report

Fiscal Year Ended June 30, 2023

Sources and Uses

Description	Line No.	Amount	Interest
Revenues:			
A-M Freeway Projects	1	\$ -	\$ -
O Regional Capacity Program (RCP)	2	\$ -	\$ 26,846
P Regional Traffic Signal Synchronization Program (RTSSP)	3	\$ -	\$ -
Q Local Fair Share	4	\$ 1,318,335	\$ 24,200
R High Frequency Metrolink Service	5	\$ -	\$ -
S Transit Extensions to Metrolink	6	\$ -	\$ -
T Convert Metrolink Station(s) to Regional Gateways that connect Orange County with High-Speed Rail Systems	7	\$ -	\$ -
U Senior Mobility Program or Senior Non-Emergency Medical Program	8	\$ 61,793	\$ 495
V Community Based Transit/Circulators	9	\$ -	\$ -
W Safe Transit Stops	10	\$ -	\$ -
X Environmental Cleanup Program (Water Quality)	11	\$ -	\$ -
Other*	12	\$ -	\$ -
TOTAL REVENUES (Sum lines 1 to 12)	13	\$ 1,380,128	\$ 51,541
Expenditures:			
A-M Freeway Projects	14	\$ -	\$ -
O Regional Capacity Program (RCP)	15	\$ 384,737	\$ -
P Regional Traffic Signal Synchronization Program (RTSSP)	16	\$ 55	\$ -
Q Local Fair Share	17	\$ 943,785	\$ -
R High Frequency Metrolink Service	18	\$ -	\$ -
S Transit Extensions to Metrolink	19	\$ -	\$ -
T Convert Metrolink Station(s) to Regional Gateways that connect Orange County with High-Speed Rail Systems	20	\$ -	\$ -
U Senior Mobility Program or Senior Non-Emergency Medical Program	21	\$ 48,554	\$ -
V Community Based Transit/Circulators	22	\$ -	\$ -
W Safe Transit Stops	23	\$ -	\$ -
X Environmental Cleanup Program (Water Quality)	24	\$ -	\$ -
Other*	25	\$ -	\$ -
TOTAL EXPENDITURES (Sum lines 14 to 25)	26	\$ 1,377,131	\$ -
TOTAL BALANCE (Subtract line 26 from 13)	27	\$ 2,997	\$ 51,541

* Please provide a specific description

M2 Expenditure Report
Fiscal Year Ended June 30, 2023
Streets and Roads Detailed Use of Funds

Type of Expenditure	Line No.	MOE	Developer / Impact Fees ¹	O	O Interest	P	P Interest	Q	Q Interest	X	X Interest	Other M2 ²	Other M2 Interest	Other*	TOTAL
Indirect and/or Overhead	1	\$ -	\$ 75,571	\$ 7,508	\$ -	\$ 55	\$ -	\$ 37,272	\$ -	\$ -	\$ -	\$ -	\$ -	\$ -	\$ 120,406
Construction & Right-of-Way															
New Street Construction	2	\$ -	\$ -	\$ -	\$ -	\$ -	\$ -	\$ -	\$ -	\$ -	\$ -	\$ -	\$ -	\$ -	\$ -
Street Reconstruction	3	\$ -	\$ 190,646.93	\$ 377,229.00	\$ -	\$ -	\$ -	\$ 882,928.99	\$ -	\$ -	\$ -	\$ -	\$ -	\$ -	\$ 1,450,805
Signals, Safety Devices, & Street Lights	4	\$ -	\$ -	\$ -	\$ -	\$ -	\$ -	\$ 23,584.27	\$ -	\$ -	\$ -	\$ -	\$ -	\$ -	\$ 23,584
Pedestrian Ways & Bikepaths	5	\$ -	\$ -	\$ -	\$ -	\$ -	\$ -	\$ -	\$ -	\$ -	\$ -	\$ -	\$ -	\$ -	\$ -
Storm Drains	6	\$ -	\$ -	\$ -	\$ -	\$ -	\$ -	\$ -	\$ -	\$ -	\$ -	\$ -	\$ -	\$ -	\$ -
Storm Damage	7	\$ -	\$ -	\$ -	\$ -	\$ -	\$ -	\$ -	\$ -	\$ -	\$ -	\$ -	\$ -	\$ -	\$ -
Total Construction¹	8	\$ -	\$ 190,646.93	\$ 377,229.00	\$ -	\$ -	\$ -	\$ 906,513.26	\$ -	\$ -	\$ -	\$ -	\$ -	\$ -	\$ 1,474,389
Right of Way Acquisition	9	\$ -	\$ -	\$ -	\$ -	\$ -	\$ -	\$ -	\$ -	\$ -	\$ -	\$ -	\$ -	\$ -	\$ -
Total Construction & Right-of-Way	10	\$ -	\$ 190,646.93	\$ 377,229.00	\$ -	\$ -	\$ -	\$ 906,513.26	\$ -	\$ -	\$ -	\$ -	\$ -	\$ -	\$ 1,474,389
Maintenance															
Patching	11	\$ -	\$ -	\$ -	\$ -	\$ -	\$ -	\$ -	\$ -	\$ -	\$ -	\$ -	\$ -	\$ -	\$ -
Overlay & Sealing	12	\$ -	\$ -	\$ -	\$ -	\$ -	\$ -	\$ -	\$ -	\$ -	\$ -	\$ -	\$ -	\$ -	\$ -
Street Lights & Traffic Signals	13	\$ -	\$ -	\$ -	\$ -	\$ -	\$ -	\$ -	\$ -	\$ -	\$ -	\$ -	\$ -	\$ -	\$ -
Storm Damage	14	\$ -	\$ -	\$ -	\$ -	\$ -	\$ -	\$ -	\$ -	\$ -	\$ -	\$ -	\$ -	\$ -	\$ -
Other Street Purpose Maintenance	15	\$ 1,301,882.00	\$ -	\$ -	\$ -	\$ -	\$ -	\$ -	\$ -	\$ -	\$ -	\$ -	\$ -	\$ -	\$ 1,301,882
Total Maintenance¹	16	\$ 1,301,882.00	\$ -	\$ -	\$ -	\$ -	\$ -	\$ -	\$ -	\$ -	\$ -	\$ -	\$ -	\$ -	\$ 1,301,882
Other	17	\$ -	\$ -	\$ -	\$ -	\$ -	\$ -	\$ -	\$ -	\$ -	\$ -	\$ 48,554.18	\$ -	\$ -	\$ 48,554
GRAND TOTALS (Sum Lines 1, 10, 16, 17)	18	\$ 1,301,882	\$ 266,218	\$ 384,737	\$ -	\$ 55	\$ -	\$ 943,785	\$ -	\$ -	\$ -	\$ 48,554	\$ -	\$ -	\$ 2,945,231
Finance Director Confirmation	19	Any California State Constitution Article XIX streets and road eligible expenditure may be "counted" in local jurisdictions' calculation of MOE if the activity is supported (funded) by a local jurisdictions' discretionary funds (e.g. general fund). The California State Controller also provides useful information on Article XIX and the Streets and Highways Code eligible expenditures in its "Guidelines Relating to Gas Tax Expenditures for Cities and Counties". I have reviewed and am aware of these guidelines and their applicability in calculating and reporting on Maintenance of Effort expenditures. Finance Director initial: <u> </u>													

¹ Includes direct charges for staff time
² Other M2 includes A-M, R,S,T,U,V, and W
 + Transportation related only
 * Please provide a specific description

Project	Description
A-M	Freeway Projects
O	Regional Capacity Program (RCP)
P	Regional Traffic Signal Synchronization Program (RTSSP)
Q	Local Fair Share
R	High Frequency Metrolink Service
S	Transit Extensions to Metrolink
T	Convert Metrolink Station(s) to Regional Gateways that connect Orange County with High-Speed Rail Systems
U	Senior Mobility Program or Senior Non-Emergency Medical Program
V	Community Based Transit/Circulators
W	Safe Transit Stops
X	Environmental Cleanup Program (Water Quality)

M2 Expenditure Report
Fiscal Year Ended June 30, 2023
Local Fair Share Project List

PROJECT NAME	AMOUNT EXPENDED
Administrative	\$ 37,271.75
CIP 7218 Traffic Signal Controller Upgrade	\$ 23,584.27
CIP 7312 Citywide Slurry Seal Program	\$ 187,238.50
CIP 7322 Country Hills Subdivision Pavement/Water Rehabilitation	\$ 440,000.00
CIP 7324 Berry Street Sidewalk Installation	\$ 208,630.51
CIP 7479 Lotus Place Improvements	\$ 47,059.98

M2 Expenditure Report
Fiscal Year Ended June 30, 2023

I hereby certify that:

- All the information attached herein and included in schedules 1 through 4 is true and accurate to the best of my knowledge;
- The interest earned on Net Revenues allocated pursuant to the Ordinance shall be expended only for those purposes for which the Net Revenues were allocated;
- The City of BREA is aware of the State Controller's "Guidelines Relating to Gas Tax Expenditures for Cities and Counties", which is a guide for determining MOE Expenditures for M2 Eligibility purposes;
- The City/County's Expenditure Report is in compliance with direction provided in the State Controller's "Guidelines Relating to Gas Tax Expenditures for Cities and Counties;" and
- The City of BREA has expended in this fiscal year an amount of local discretionary funds for streets and roads purposes at least equal to or exceeding the FY 2022-23 MOE benchmark dollar amount¹¹.

Kristin Griffith
Director of Finance (Print Name)

10/20/2023
Date


Signature

¹¹ Jurisdictions are encouraged to submit MOE eligible expenditures higher than their MOE benchmark, so that should certain expenses be ruled ineligible during an MOE audit, the local jurisdiction still has sufficient MOE expenditures to demonstrate continued achievement of the MOE benchmark.

RESOLUTION NO. 2023-058

**A RESOLUTION OF THE CITY COUNCIL OF THE CITY OF BREA
CONCERNING THE MEASURE M2 (M2) EXPENDITURE REPORT FOR
THE CITY OF BREA**

A. RECITALS:

(i) WHEREAS, local jurisdictions are required to meet eligibility requirements and submit eligibility verification packages to the Orange County Transportation Authority (OCTA) in order to remain eligible to receive M2 funds; and

(ii) WHEREAS, local jurisdictions are required to adopt an annual M2 Expenditure Report as part of one of the eligibility requirements; and

(iii) WHEREAS, local jurisdictions are required to account for Net Revenues, developer/traffic impact fees, and funds expended by local jurisdiction in the M2 Expenditure Report that satisfy the Maintenance of Effort requirements; and

(iv) WHEREAS, the M2 Expenditure Report shall include all Net Revenue fund balances, interest earned and expenditures identified by type and program or project; and

(v) WHEREAS, the M2 Expenditure Report must be adopted and submitted to the OCTA each year within six months of the end of the local jurisdiction's fiscal year to be eligible to receive Net Revenues as part of M2.

B. RESOLUTION:

NOW, THEREFORE, the City Council hereby finds and resolves as follows:

1. The M2 Expenditure Report is in conformance with the template provided in the Measure M2 Eligibility Guidelines and accounts for Net Revenues including interest earned, expenditures during the fiscal year, and balances at the end of fiscal year.
2. The M2 Expenditure Report is hereby adopted by the City of Brea.
3. The City of Brea Finance Director is hereby authorized to sign and submit the M2 Expenditure Report to OCTA for the fiscal year ending June 2023.

RESO NO. 2023-058
November 7, 2023

APPROVED AND ADOPTED this 7th day of November 2023.





Marty Simonoff, Mayor

ATTEST: 
Lillian Harris-Neal, City Clerk

I, Lillian Harris-Neal, City Clerk of the City of Brea, do hereby certify that the foregoing Resolution was adopted at a regular meeting of the Council of the City of Brea, held on the 7th day of November 2023 by the following vote:

- AYES: COUNCIL MEMBERS: Simonoff, Marick, Hupp, Vargas.
- NOES: COUNCIL MEMBERS: None.
- ABSENT: COUNCIL MEMBERS: Stewart.
- ABSTAIN: COUNCIL MEMBERS: None.

Dated: 11/8/2023

Lillian Harris-Neal, City Clerk

RESO NO. 2023-058
November 7, 2023



Orange County Transportation Authority

M2 Fact Sheet

City of Costa Mesa

Fiscal Year Ended June 30, 2023

Council Action 12/5/2023

Signed Resolution Yes

Revised Final Report? No

	<u>Actual</u>	<u>Benchmark</u>
MOE Expenditures	\$10,771,224	\$8,607,340

Project	Beginning Balance A	Revenues Claimed B	Expenditures C	Ending Balance D	Verify A+B-C-D
M2 Fairshare	4,274,821	3,453,031	1,270,581	6,457,271	0
M2 Fairshare Interest	0	53,052	53,052	0	0
M2 CTFP (Project O)	271,695	0	83,278	188,417	0
M2 CTFP (Project O) Interest	0	0	0	0	0
Regional Traffic Signal Synchronization Program	66,896	197,743	1,022,311	-757,672	0
Regional Traffic Signal Synchronization Program Int	0	0	0	0	0
SMP or Senior Non-Emergency Medical	105,000	126,844	150,232	81,612	0
SMP or Senior Non-Emergency Medical Interest	0	2,022	0	2,022	0
Community Based Transit/Circulators	-11,401	0	0	-11,401	0
Community Based Transit/Circulators Interest	0	0	0	0	0
Safe Transit Stops	-48,199	0	25,723	-73,922	0
Safe Transit Stops Interest	0	0	0	0	0
Water Quality Program (Project X)	-102,224	107,327	1,170	3,933	0
Water Quality Program (Project X) Interest	0	0	0	0	0
Freeway Environmental Mitigation	-36,889	0	0	-36,889	0
Freeway Environmental Mitigation Interest	0	0	0	0	0
Other	87,099	0	0	87,099	0
Other Interest	0	0	0	0	0
Grand Total	4,606,799	3,940,019	2,606,346	5,940,471	0

Last External Auditor Review: LFS: 2023; SMP: 2020

M2 Expenditure Report

Fiscal Year Ended June 30, 2023

Beginning and Ending Balances

Description	Line No.	Amount	Interest
Balances at Beginning of Fiscal Year			
A-M Freeway Projects	1	\$ (36,889.00)	\$ -
O Regional Capacity Program (RCP)	2	\$ 271,695.00	\$ -
P Regional Traffic Signal Synchronization Program (RTSSP)	3	\$ 66,896.00	\$ -
Q Local Fair Share	4	\$ 4,274,821.19	\$ -
R High Frequency Metrolink Service	5	\$ -	\$ -
S Transit Extensions to Metrolink	6	\$ -	\$ -
T Convert Metrolink Station(s) to Regional Gateways that connect Orange County with High-Speed Rail Systems	7	\$ -	\$ -
U Senior Mobility Program or Senior Non-Emergency Medical Program	8	\$ 105,000.26	\$ -
V Community Based Transit/Circulators	9	\$ (11,401.00)	\$ -
W Safe Transit Stops	10	\$ (48,199.00)	\$ -
X Environmental Cleanup Program (Water Quality)	11	\$ (102,224.00)	\$ -
Other*	12	\$ 87,099.32	\$ -
Balances at Beginning of Fiscal Year	13	\$ 4,606,798.77	\$ -
Monies Made Available During Fiscal Year	14	\$ 3,884,944.87	\$ 55,074
Total Monies Available (Sum Lines 13 & 14)	15	\$ 8,491,743.64	\$ 55,074
Expenditures During Fiscal Year	16	\$ 2,553,294.52	\$ 53,052
Balances at End of Fiscal Year			
A-M Freeway Projects	17	\$ (36,889.00)	\$ -
O Regional Capacity Program (RCP)	18	\$ 188,416.90	\$ -
P Regional Traffic Signal Synchronization Program (RTSSP)	19	\$ (757,672.13)	\$ -
Q Local Fair Share	20	\$ 6,457,271.26	\$ -
R High Frequency Metrolink Service	21	\$ -	\$ -
S Transit Extensions to Metrolink	22	\$ -	\$ -
T Convert Metrolink Station(s) to Regional Gateways that connect Orange County with High-Speed Rail Systems	23	\$ -	\$ -
U Senior Mobility Program or Senior Non-Emergency Medical Program	24	\$ 81,612.40	\$ 2,022
V Community Based Transit/Circulators	25	\$ (11,401.00)	\$ -
W Safe Transit Stops	26	\$ (73,922.09)	\$ -
X Environmental Cleanup Program (Water Quality)	27	\$ 3,933.46	\$ -
Other*	28	\$ 87,099.32	\$ -

* Please provide a specific description

M2 Expenditure Report

Fiscal Year Ended June 30, 2023

Sources and Uses

Description	Line No.	Amount	Interest
Revenues:			
A-M Freeway Projects	1	\$ -	\$ -
O Regional Capacity Program (RCP)	2	\$ -	\$ -
P Regional Traffic Signal Synchronization Program (RTSSP)*	3	\$ 197,743	\$ -
Q Local Fair Share	4	\$ 3,453,031	\$ 53,052
R High Frequency Metrolink Service	5	\$ -	\$ -
S Transit Extensions to Metrolink	6	\$ -	\$ -
T Convert Metrolink Station(s) to Regional Gateways that connect Orange County with High-Speed Rail Systems	7	\$ -	\$ -
U Senior Mobility Program or Senior Non-Emergency Medical Program	8	\$ 126,844	\$ 2,022
V Community Based Transit/Circulators	9	\$ -	\$ -
W Safe Transit Stops	10	\$ -	\$ -
X Environmental Cleanup Program (Water Quality)	11	\$ 107,327	\$ -
Other*	12	\$ -	\$ -
TOTAL REVENUES (Sum lines 1 to 12)	13	\$ 3,884,945	\$ 55,074
Expenditures:			
A-M Freeway Projects	14	\$ -	\$ -
O Regional Capacity Program (RCP)	15	\$ 83,278	\$ -
P Regional Traffic Signal Synchronization Program (RTSSP)	16	\$ 1,022,311	\$ -
Q Local Fair Share	17	\$ 1,270,581	\$ 53,052
R High Frequency Metrolink Service	18	\$ -	\$ -
S Transit Extensions to Metrolink	19	\$ -	\$ -
T Convert Metrolink Station(s) to Regional Gateways that connect Orange County with High-Speed Rail Systems	20	\$ -	\$ -
U Senior Mobility Program or Senior Non-Emergency Medical Program	21	\$ 150,232	\$ -
V Community Based Transit/Circulators	22	\$ -	\$ -
W Safe Transit Stops	23	\$ 25,723	\$ -
X Environmental Cleanup Program (Water Quality)	24	\$ 1,170	\$ -
Other	25	\$ -	\$ -
TOTAL EXPENDITURES (Sum lines 14 to 25)	26	\$ 2,553,295	\$ 53,052
TOTAL BALANCE (Subtract line 26 from 13)	27	\$ 1,331,650	\$ 2,022

*City recorded revenue on the accrual basis. \$132,463 has not been reimbursed by OCTA.

M2 Expenditure Report
Fiscal Year Ended June 30, 2023
Streets and Roads Detailed Use of Funds

Type of Expenditure	Line No.	MOE	Developer / Impact Fees ¹	O	O Interest	P	P Interest	Q	Q Interest	X	X Interest	Other M2 ²	Other M2 Interest	Other*	TOTAL
Indirect and/or Overhead	1	\$ 1,459,892	\$ -	\$ -	\$ -	\$ -	\$ -	\$ -	\$ -	\$ -	\$ -	\$ -	\$ -	\$ -	\$ 1,459,892
Construction & Right-of-Way															
New Street Construction	2	\$ -	\$ 52,280	\$ 83,278	\$ -	\$ -	\$ -	\$ 47,626	\$ -	\$ -	\$ -	\$ -	\$ -	\$ -	\$ 183,184
Street Reconstruction	3	\$ 603,373	\$ 25,056	\$ -	\$ -	\$ -	\$ -	\$ -	\$ -	\$ -	\$ -	\$ -	\$ -	\$ -	\$ 628,430
Signals, Safety Devices, & Street Lights	4	\$ 93,856	\$ 138,620	\$ -	\$ -	\$ 1,022,311	\$ -	\$ 200,572	\$ -	\$ -	\$ -	\$ -	\$ -	\$ -	\$ 1,455,359
Pedestrian Ways & Bikepaths	5	\$ 629,200	\$ 241,595	\$ -	\$ -	\$ -	\$ -	\$ 134,786	\$ -	\$ -	\$ -	\$ -	\$ -	\$ -	\$ 1,005,582
Storm Drains	6	\$ 193,159	\$ -	\$ -	\$ -	\$ -	\$ -	\$ -	\$ -	\$ 1,170	\$ -	\$ -	\$ -	\$ -	\$ 194,328
Storm Damage	7	\$ -	\$ -	\$ -	\$ -	\$ -	\$ -	\$ -	\$ -	\$ -	\$ -	\$ -	\$ -	\$ -	\$ -
Total Construction¹	8	\$ 1,519,588	\$ 457,551.45	\$ 83,278.10	\$ -	\$ 1,022,311	\$ -	\$ 382,984	\$ -	\$ 1,170	\$ -	\$ -	\$ -	\$ -	\$ 3,466,883
Right of Way Acquisition	9	\$ -	\$ -	\$ -	\$ -	\$ -	\$ -	\$ -	\$ -	\$ -	\$ -	\$ -	\$ -	\$ -	\$ -
Total Construction & Right-of-Way	10	\$ 1,519,588	\$ 457,551.45	\$ 83,278	\$ -	\$ 1,022,311	\$ -	\$ 382,984	\$ -	\$ 1,169.54	\$ -	\$ -	\$ -	\$ -	\$ 3,466,883
Maintenance															
Patching	11	\$ -	\$ -	\$ -	\$ -	\$ -	\$ -	\$ -	\$ -	\$ -	\$ -	\$ -	\$ -	\$ -	\$ -
Overlay & Sealing	12	\$ 679,382	\$ -	\$ -	\$ -	\$ -	\$ -	\$ -	\$ -	\$ -	\$ -	\$ -	\$ -	\$ -	\$ 679,382
Street Lights & Traffic Signals	13	\$ 2,347,369	\$ -	\$ -	\$ -	\$ -	\$ -	\$ -	\$ -	\$ -	\$ -	\$ -	\$ -	\$ -	\$ 2,347,369
Storm Damage	14	\$ -	\$ -	\$ -	\$ -	\$ -	\$ -	\$ -	\$ -	\$ -	\$ -	\$ -	\$ -	\$ -	\$ -
Other Street Purpose Maintenance	15	\$ 4,764,993	\$ -	\$ -	\$ -	\$ -	\$ -	\$ 887,597	\$ 53,052.15	\$ -	\$ -	\$ -	\$ -	\$ -	\$ 5,705,642
Total Maintenance¹	16	\$ 7,791,744	\$ -	\$ -	\$ -	\$ -	\$ -	\$ 887,597	\$ 53,052.15	\$ -	\$ -	\$ -	\$ -	\$ -	\$ 8,732,393
Other	17	\$ -	\$ -	\$ -	\$ -	\$ -	\$ -	\$ -	\$ -	\$ -	\$ -	\$ 175,955	\$ -	\$ -	\$ 175,955
GRAND TOTALS (Sum Lines 1, 10, 16, 17)	18	\$ 10,771,224	\$ 457,551	\$ 83,278	\$ -	\$ 1,022,311	\$ -	\$ 1,270,581	\$ 53,052	\$ 1,170	\$ -	\$ 175,955	\$ -	\$ -	\$ 13,835,122
Finance Director Confirmation	19	Any California State Constitution Article XIX streets and road eligible expenditure may be "counted" in local jurisdictions' calculation of MOE if the activity is supported (funded) by a local jurisdictions' discretionary funds (e.g. general fund). The California State Controller also provides useful information on Article XIX and the Streets and Highways Code eligible expenditures in its "Guidelines Relating to Gas Tax Expenditures for Cities and Counties". I have reviewed and am aware of these guidelines and their applicability in calculating and reporting on Maintenance of Effort expenditures. Finance Director initial: <u>Oh</u>													

¹ Includes direct charges for staff time
² Other M2 includes A-M, R,S,T,U,V, and W
 + Transportation related only
 * Please provide a specific description

Legend

Project	Description
A-M	Freeway Projects
O	Regional Capacity Program (RCP)
P	Regional Traffic Signal Synchronization Program (RTSSP)
Q	Local Fair Share
R	High Frequency Metrolink Service
S	Transit Extensions to Metrolink
T	Convert Metrolink Station(s) to Regional Gateways that connect Orange County with High-Speed Rail Systems
U	Senior Mobility Program or Senior Non-Emergency Medical Program
V	Community Based Transit/Circulators
W	Safe Transit Stops
X	Environmental Cleanup Program (Water Quality)

**M2 Expenditure Report
Fiscal Year Ended June 30, 2023**

I hereby certify that:

All the information attached herein and included in schedules 1 through 4 is true and accurate to the best of my knowledge;

The interest earned on Net Revenues allocated pursuant to the Ordinance shall be expended only for those purposes for which the Net Revenues were allocated;

The City of Costa Mesa is aware of the State Controller's "Guidelines Relating to Gas Tax Expenditures for Cities and Counties", which is a guide for determining MOE Expenditures for M2 Eligibility purposes;


The City/County's Expenditure Report is in compliance with direction provided in the State Controller's "Guidelines Relating to Gas Tax Expenditures for Cities and Counties;" and

The City of Costa Mesa has expended in this fiscal year an amount of local discretionary funds for streets and roads purposes at least equal to or exceeding the FY 2022-23 MOE benchmark dollar amount¹¹.

Carol Molina

Director of Finance (Print Name)

December 14, 2023
Date



Signature

¹¹ Jurisdictions are encouraged to submit MOE eligible expenditures higher than their MOE benchmark, so that should certain expenses be ruled ineligible during an MOE audit, the local jurisdiction still has sufficient MOE expenditures to demonstrate continued achievement of the MOE benchmark.

RESOLUTION NO. 2023-55

A RESOLUTION OF THE CITY COUNCIL OF THE CITY OF COSTA MESA, CALIFORNIA, ADOPTING THE MEASURE M2 EXPENDITURE REPORT FOR THE CITY OF COSTA MESA FOR THE FISCAL YEAR ENDING JUNE 30, 2023

THE CITY COUNCIL OF THE CITY OF COSTA MESA HEREBY FINDS, DETERMINES, AND DECLARES AS FOLLOWS:

WHEREAS, local jurisdictions are required to meet eligibility requirements and submit eligibility verification packages to the Orange County Transportation Authority (OCTA) in order to remain eligible to receive M2 funds; and

WHEREAS, local jurisdictions are required to adopt an annual M2 Expenditure Report as part of one of the eligibility requirements; and

WHEREAS, local jurisdictions are required to account for Net Revenues, developer/traffic impact fees, and funds expended by the local jurisdiction in the M2 Expenditure Report that satisfy the Maintenance of Effort requirements; and

WHEREAS, the M2 Expenditure Report must include all Net Revenue fund balances, interest earned and expenditures identified by type and program or project; and

WHEREAS, the M2 Expenditure Report must be adopted and submitted to the OCTA each year within six (6) months of the end of the local jurisdiction's fiscal year to be eligible to receive Net Revenues as part of M2.

NOW, THEREFORE, BE IT RESOLVED BY THE CITY COUNCIL OF THE CITY OF COSTA MESA AS FOLLOWS:


Section 1. The City Council of the City of Costa Mesa does hereby inform the OCTA that:

- (a) The M2 Expenditure Report is in conformance with the template provided in the Measure M2 Eligibility Guidelines and accounts for Net Revenues including interest earned, expenditures during the fiscal year, and balances at the end of the fiscal year.
- (b) The M2 Expenditure Report is hereby adopted by the City of Costa Mesa.

- (c) The Costa Mesa Finance Director is hereby authorized to sign and submit the Measure M2 Expenditure Report to OCTA for the fiscal year ending June 30, 2023.

Section 2. The City Clerk shall certify to the passage and adoption of this Resolution and shall enter it into the book of original resolutions.

PASSED AND ADOPTED this 5th day of December, 2023.




John Stephens, Mayor

ATTEST:

APPROVED AS TO FORM:



Brenda Green, City Clerk



Kimberly Hall Barlow, City Attorney

STATE OF CALIFORNIA)
COUNTY OF ORANGE) ss
CITY OF COSTA MESA)

I, BRENDA GREEN, City Clerk of the City of Costa Mesa, DO HEREBY CERTIFY that the above and foregoing is the original of Resolution No. 2023-54 and was duly passed and adopted by the City Council of the City of Costa Mesa at a regular meeting held on the 5th day of December, 2023, by the following roll call vote, to wit:

AYES: COUNCIL MEMBERS: CHAVEZ, GAMEROS, MARR, REYNOLDS, HARLAN, AND STEPHENS.

NOES: COUNCIL MEMBERS: NONE.

ABSENT: COUNCIL MEMBERS: HARPER.

IN WITNESS WHEREOF, I have hereby set my hand and affixed the seal of the City of Costa Mesa this 6th day of December, 2023.



Brenda Green, City Clerk



Orange County Transportation Authority

M2 Fact Sheet

County of Orange

Fiscal Year Ended June 30, 2023

Council Action 12/5/2023

Signed Resolution Yes

Revised Final Report? No

	<u>Actual</u>	<u>Benchmark</u>
MOE Expenditures	\$0	\$0

Project	Beginning Balance A	Revenues Claimed B	Expenditures C	Ending Balance D	Verify A+B-C-D
M2 Fairshare	0	5,758,635	5,758,635	0	0
M2 Fairshare Interest	0	0	0	0	0
M2 CTFP (Project O)	-296,608	0	0	-296,608	0
M2 CTFP (Project O) Interest	0	0	0	0	0
SMP or Senior Non-Emergency Medical	1,798,362	4,287,556	3,283,441	2,802,477	0
SMP or Senior Non-Emergency Medical Interest	0	74,728	74,728	0	0
Water Quality Program (Project X)	0	0	0	0	0
Water Quality Program (Project X) Interest	0	0	0	0	0
Other	0	0	0	0	0
Other Interest	0	0	0	0	0
Grand Total	1,501,754	10,120,920	9,116,804	2,505,869	0

Last External Auditor Review: LFS: 2019 SNEMT: 2020

M2 Expenditure Report

Fiscal Year Ended June 30, 2023

Beginning and Ending Balances

Description	Line No.	Amount	Interest
Balances at Beginning of Fiscal Year			
A-M Freeway Projects	1	\$ -	\$ -
O Regional Capacity Program (RCP)		(296,608)	\$ -
P Regional Traffic Signal Synchronization Program (RTSSP)	3	\$ -	\$ -
Q Local Fair Share	4	\$ -	\$ -
R High Frequency Metrolink Service	5	\$ -	\$ -
S Transit Extensions to Metrolink	6	\$ -	\$ -
T Convert Metrolink Station(s) to Regional Gateways that connect Orange County with High-Speed Rail Systems	7	\$ -	\$ -
U Senior Mobility Program or Senior Non-Emergency Medical Program	8	\$ 1,798,362	\$ -
V Community Based Transit/Circulators	9	\$ -	\$ -
W Safe Transit Stops	10	\$ -	\$ -
X Environmental Cleanup Program (Water Quality)	11	\$ -	\$ -
Other*	12	\$ -	\$ -
Balances at Beginning of Fiscal Year	13	\$ 1,501,754	\$ -
Monies Made Available During Fiscal Year	14	\$ 10,046,191	\$ 74,728
Total Monies Available (Sum Lines 13 & 14)	15	\$ 11,547,945	\$ 74,728
Expenditures During Fiscal Year	16	\$ 9,042,076	\$ 74,728
Balances at End of Fiscal Year			
A-M Freeway Projects	17	\$ -	\$ -
O Regional Capacity Program (RCP) **	18	\$ (296,608)	\$ -
P Regional Traffic Signal Synchronization Program (RTSSP)	19	\$ -	\$ -
Q Local Fair Share	20	\$ -	\$ -
R High Frequency Metrolink Service	21	\$ -	\$ -
S Transit Extensions to Metrolink	22	\$ -	\$ -
T Convert Metrolink Station(s) to Regional Gateways that connect Orange County with High-Speed Rail Systems	23	\$ -	\$ -
U Senior Mobility Program or Senior Non-Emergency Medical Program ***	24	\$ 2,802,477	\$ -
V Community Based Transit/Circulators	25	\$ -	\$ -
W Safe Transit Stops	26	\$ -	\$ -
X Environmental Cleanup Program (Water Quality)	27	\$ -	\$ -
Other*	28	\$ -	\$ -

* Please provide a specific description

- (a) ** Project O (RCP) FY Ending Balance includes \$296,608 outstanding receivable for Ortega Highway revenues deferred in FY 2020-21, FY 2021-22, and FY 2022-23.
- (b) *** Project U SMP/SNEMP FY Ending Balance includes \$2,802,477 for Net Revenues for Sr Mobility/Non-Emergency Medical Program.

M2 Expenditure Report
Fiscal Year Ended June 30, 2023
Sources and Uses

Description	Line No.	Amount	Interest
Revenues:			
A-M Freeway Projects	1	\$ -	\$ -
O Regional Capacity Program (RCP) ①	2	\$ -	\$ -
P Regional Traffic Signal Synchronization Program (RTSSP)	3	\$ -	\$ -
Q Local Fair Share ②	4	\$ 5,758,635	\$ -
R High Frequency Metrolink Service	5	\$ -	\$ -
S Transit Extensions to Metrolink	6	\$ -	\$ -
T Convert Metrolink Station(s) to Regional Gateways that connect Orange County with High-Speed Rail Systems	7	\$ -	\$ -
U Senior Mobility Program or Senior Non-Emergency Medical Program ③	8	\$ 4,287,556	\$ 74,728
V Community Based Transit/Circulators ④	9	\$ -	\$ -
W Safe Transit Stops	10	\$ -	\$ -
X Environmental Cleanup Program (Water Quality)	11	\$ -	\$ -
Other*	12	\$ -	\$ -
TOTAL REVENUES (Sum lines 1 to 12)	13	\$ 10,046,191	\$ 74,728
Expenditures:			
A-M Freeway Projects	14	\$ -	\$ -
O Regional Capacity Program (RCP) ①	15	\$ -	\$ -
P Regional Traffic Signal Synchronization Program (RTSSP)	16	\$ -	\$ -
Q Local Fair Share ②	17	\$ 5,758,635	\$ -
R High Frequency Metrolink Service	18	\$ -	\$ -
S Transit Extensions to Metrolink	19	\$ -	\$ -
T Convert Metrolink Station(s) to Regional Gateways that connect Orange County with High-Speed Rail Systems	20	\$ -	\$ -
U Senior Mobility Program or Senior Non-Emergency Medical Program ③	21	\$ 3,283,441	\$ 74,728
V Community Based Transit/Circulators ④	22	\$ -	\$ -
W Safe Transit Stops	23	\$ -	\$ -
X Environmental Cleanup Program (Water Quality)	24	\$ -	\$ -
Other*	25	\$ -	\$ -
TOTAL EXPENDITURES (Sum lines 14 to 25)	26	\$ 9,042,076	\$ 74,728
TOTAL BALANCE (Subtract line 26 from 13)	27	\$ 1,004,115	\$ -

* Please provide a specific description

- ① Project O (M2 RCP CTFP) revenues and expenditures were \$0 in FY2022-23.
- ② Project Q Local Fair Share (LFS) includes \$5,758,635 in expenditures (in various locations) for \$5,758,635 received in M2 LFS revenues in FY 2022-23.
- ③ Project U SMP/SNEMP includes OCCR's expenditures of \$3,283,441 plus \$74,728 interest for Sr Mobility/Non-Emergency Medical Program for \$4,287,556 received in revenues plus accrued interest of \$74,728 in FY 2022-23.
- ④ Project V (CBT) revenues and expenditures were \$0 in FY2022-23.

M2 Expenditure Report
Fiscal Year Ended June 30, 2023
Streets and Roads Detailed Use of Funds

Type of Expenditure	Line No.	MOE	Developer / Impact Fees ¹	O	O Interest	P	P Interest	Q	Q Interest	X	X Interest	Other M2 ²	Other M2 Interest	Other ³	TOTAL
Indirect and/or Overhead	1	\$ -	\$ 120	\$ -	\$ -	\$ -	\$ -	\$ -	\$ -	\$ -	\$ -	\$ 29,706	\$ -	\$ -	\$ 29,826
Construction & Right-of-Way															
New Street Construction	2	\$ -	\$ -	\$ -	\$ -	\$ -	\$ -	\$ -	\$ -	\$ -	\$ -	\$ -	\$ -	\$ -	\$ -
Street Reconstruction	3	\$ -	\$ 1,227,076	\$ -	\$ -	\$ -	\$ -	\$ -	\$ -	\$ -	\$ -	\$ -	\$ -	\$ -	\$ 1,227,076
Total Construction¹	8	\$ -	\$ 1,227,076	\$ -	\$ -	\$ -	\$ -	\$ -	\$ -	\$ -	\$ -	\$ -	\$ -	\$ -	\$ 1,227,076
Right of Way Acquisition	9	\$ -	\$ 136	\$ -	\$ -	\$ -	\$ -	\$ -	\$ -	\$ -	\$ -	\$ -	\$ -	\$ -	\$ 136
Total Construction & Right-of-Way	10	\$ -	\$ 1,227,212	\$ -	\$ -	\$ -	\$ -	\$ -	\$ -	\$ -	\$ -	\$ -	\$ -	\$ -	\$ 1,227,212
Maintenance															
Other Street Purpose Maintenance	15	\$ -	\$ -	\$ -	\$ -	\$ -	\$ -	\$ 5,758,635	\$ -	\$ -	\$ -	\$ -	\$ -	\$ -	\$ 5,758,635
Total Maintenance¹	16	\$ -	\$ -	\$ -	\$ -	\$ -	\$ -	\$ 5,758,635	\$ -	\$ -	\$ -	\$ -	\$ -	\$ -	\$ 5,758,635
Other	17	\$ -	\$ -	\$ -	\$ -	\$ -	\$ -	\$ -	\$ -	\$ -	\$ -	\$ 3,253,735	\$ 74,728	\$ -	\$ 3,328,463
GRAND TOTALS (Sum Lines 1, 10, 16, 17)	18	\$ -	\$ 1,227,332	\$ -	\$ -	\$ -	\$ -	\$ 5,758,635	\$ -	\$ -	\$ -	\$ 3,283,441	\$ 74,728	\$ -	\$ 10,344,136
Finance Director Confirmation	19	Any California State Constitution Article XIX streets and road eligible expenditure may be "counted" in local jurisdictions' calculation of MOE if the activity is supported (funded) by a local jurisdictions' discretionary funds (e.g. general fund). The California State Controller also provides useful information on Article XIX and the Streets and Highways Code eligible expenditures in its "Guidelines Relating to Gas Tax Expenditures for Cities and Counties". I have reviewed and am aware of these guidelines and their applicability in calculating and reporting on Maintenance of Effort expenditures. Finance Director initial: <u> XG </u>													

		MOE: N/A	Fr: ① Dev Impact Fees	Fr: ① Σ Project O N/A this FY	Project P: N/A	Fr: ② Σ Project Q	Fr: ⑤ Σ Project X N/A this FY	Fr: ③ Σ (Project U) To: Schedule 2 Line 21 Fr: ④ (Project V) N/A this FY To: Schedule 2 Line 22	Other: N/A	\$ 9,116,804
				To: Schedule 2 Line 15	For Project P, OCTA is the lead	To: Schedule 2 Line 17	To: Schedule 2 Line 24			without ① Dev Fees CR: Sch 2 Line 26
Schedule 3 Expenditures to Schedule 2	Project			\$ -	\$ -	\$ 5,758,635	\$ -	\$ 3,283,441	\$ 74,728	\$ 9,116,804
\$ -	O	Project O (M2 RCP CTFP) - No projects for this fiscal year.								
\$ 5,758,635	Q	Project Q Local Fair Share (M2 LFS OC Go) includes \$5,758,635 in expenditures (in various locations in Unincorporated Orange County) for \$5,758,635 received in M2 LFS revenues in FY 2022-23.								
\$ 3,283,441	U	Other M2 Project U SMP/SNEMP includes OCCR's expenditures of \$3,283,441 for Sr Mobility/Non-Emergency Medical Program for \$4,287,556 in revenues in FY 2022-23.								
\$ -	V	Other M2 Project V CBT- No projects for this fiscal year.								
\$ 9,042,076	M2	①②③④Σ								
\$ 74,728	Int	Project U SMP/SNEMP Other M2 interest (OCCR's).								
\$ 9,116,804	Total	①②③④Σ plus interest								

Includes direct charges for staff time
 Other M2 includes A-M, R,S,T,U,V, and W
 Transportation related only
 Please provide a specific description

Legend	
Project	Description
A-M	Freeway Environmental Mitigation
① O	Regional Capacity Program (RCP)
P	Regional Traffic Signal Synchronization Program (RTSSP)
② Q	Local Fair Share
R	High Frequency Metrolink Service
S	Transit Extensions to Metrolink
T	Convert Metrolink Station(s) to Regional Gateways that connect Orange County with High-Speed Rail
③ U	Senior Mobility Program or Senior Non-Emergency Medical Program
④ V	Community Based Transit/Circulators
W	Safe Transit Stops
⑤ X	Environmental Cleanup Program (Water Quality)

M2 Expenditure Report
Fiscal Year Ended June 30, 2023

I hereby certify that:

- All the information attached herein and included in schedules 1 through 4 is true and accurate to the best of my knowledge;
- The interest earned on Net Revenues allocated pursuant to the Ordinance shall be expended only for those purposes for which the Net Revenues were allocated;
- N/A The City/County of _____ is aware of the State Controller's "Guidelines Relating to Gas Tax Expenditures for Cities and Counties", which is a guide for determining MOE Expenditures for M2 Eligibility purposes;
- The City/County's Expenditure Report is in compliance with direction provided in the State Controller's "Guidelines Relating to Gas Tax Expenditures for Cities and Counties;" and
- N/A The City/County of _____ has expended in this fiscal year an amount of local discretionary funds for streets and roads purposes at least equal to or exceeding the FY 2022-23 MOE benchmark dollar amount¹¹.

Kim Engelby

 Director of Finance (Print Name)

11/6/2023

 Date



 Signature

¹¹ Jurisdictions are encouraged to submit MOE eligible expenditures higher than their MOE benchmark, so that should certain expenses be ruled ineligible during an MOE audit, the local jurisdiction still has sufficient MOE expenditures to demonstrate continued achievement of the MOE benchmark.

A RESOLUTION OF THE BOARD OF SUPERVISORS OF THE COUNTY OF ORANGE, CALIFORNIA
CONCERNING THE MEASURE M2 (M2) EXPENDITURE REPORT FOR
THE COUNTY OF ORANGE

December 5, 2023

WHEREAS, local jurisdictions are required to meet eligibility requirements and submit eligibility verification packages to the Orange County Transportation Authority (OCTA) in order to remain eligible to receive M2 funds; and

WHEREAS, local jurisdictions are required to adopt an annual M2 Expenditure Report as part of one of the eligibility requirements; and

WHEREAS, local jurisdictions are required to account for Net Revenues, developer/traffic impact fees, and funds expended by local jurisdiction in the M2 Expenditure Report that satisfy the Maintenance of Effort requirements; and

WHEREAS, the M2 Expenditure Report shall include all Net Revenue fund balances, interest earned and expenditures identified by type and program or project; and

WHEREAS, the M2 Expenditure Report must be adopted and submitted to the OCTA each year within six months of the end of the local jurisdiction's fiscal year to be eligible to receive Net Revenues as part of M2.

NOW, THEREFORE, BE IT RESOLVED that the Board of Supervisors for the County of Orange does hereby inform OCTA that:

- a) The M2 Expenditure Report is in conformance with the template provided in the Measure M2 Eligibility Guidelines and accounts for Net Revenues including interest earned, expenditures during the fiscal year, and balances at the end of fiscal year.
- b) The M2 Expenditure Report is hereby adopted by County of Orange.
- c) The County of Orange Chief Financial Officer or their designee is hereby authorized to sign and submit the M2 Expenditure Report to OCTA for the fiscal year ending June 30, 2023.

PASSED, APPROVED, AND ADOPTED THIS 5th day of December 2023



Orange County Transportation Authority

M2 Fact Sheet

City of Cypress

Fiscal Year Ended June 30, 2023

Council Action 11/13/2023

Signed Resolution Yes

Revised Final Report? No

	<u>Actual</u>	<u>Benchmark</u>
MOE Expenditures	\$5,108,162	\$3,607,878

Project	Beginning Balance A	Revenues Claimed B	Expenditures C	Ending Balance D	Verify A+B-C-D
M2 Fairshare	1,553,813	993,178	192,379	2,354,612	0
M2 Fairshare Interest	0	51,131	51,131	0	0
SMP or Senior Non-Emergency Medical	176,462	63,180	34,734	204,908	0
SMP or Senior Non-Emergency Medical Interest	0	5,082	5,082	0	0
Water Quality Program (Project X)	0	0	0	0	0
Water Quality Program (Project X) Interest	0	0	0	0	0
Other	0	316,195	316,195	0	0
Other Interest	0	0	0	0	0
Grand Total	1,730,275	1,428,766	599,521	2,559,520	0

Last External Auditor Review: LFS: 2022; SMP: 2020

M2 Expenditure Report

Fiscal Year Ended June 30, 2023

Beginning and Ending Balances

Description	Line No.	Amount	Interest
Balances at Beginning of Fiscal Year			
A-M Freeway Projects	1	\$ -	\$ -
O Regional Capacity Program (RCP)	2	\$ -	\$ -
P Regional Traffic Signal Synchronization Program (RTSSP)	3	\$ -	\$ -
Q Local Fair Share	4	\$ 1,553,813	\$ -
R High Frequency Metrolink Service	5	\$ -	\$ -
S Transit Extensions to Metrolink	6	\$ -	\$ -
T Convert Metrolink Station(s) to Regional Gateways that connect Orange County with High-Speed Rail Systems	7	\$ -	\$ -
U Senior Mobility Program or Senior Non-Emergency Medical Program	8	\$ 176,462	\$ -
V Community Based Transit/Circulators	9	\$ -	\$ -
W Safe Transit Stops	10	\$ -	\$ -
X Environmental Cleanup Program (Water Quality)	11	\$ -	\$ -
Other*	12	\$ -	\$ -
Balances at Beginning of Fiscal Year	13	\$ 1,730,275	\$ -
Monies Made Available During Fiscal Year	14	\$ 1,372,553	\$ 56,213
Total Monies Available (Sum Lines 13 & 14)	15	\$ 3,102,828	\$ 56,213
Expenditures During Fiscal Year	16	\$ 543,308	\$ 56,213
Balances at End of Fiscal Year			
A-M Freeway Projects	17	\$ -	\$ -
O Regional Capacity Program (RCP)	18	\$ -	\$ -
P Regional Traffic Signal Synchronization Program (RTSSP)	19	\$ -	\$ -
Q Local Fair Share	20	\$ 2,354,612	\$ -
R High Frequency Metrolink Service	21	\$ -	\$ -
S Transit Extensions to Metrolink	22	\$ -	\$ -
T Convert Metrolink Station(s) to Regional Gateways that connect Orange County with High-Speed Rail Systems	23	\$ -	\$ -
U Senior Mobility Program or Senior Non-Emergency Medical Program	24	\$ 204,908	\$ -
V Community Based Transit/Circulators	25	\$ -	\$ -
W Safe Transit Stops	26	\$ -	\$ -
X Environmental Cleanup Program (Water Quality)	27	\$ -	\$ -
Other*	28	\$ -	\$ -

* Please provide a specific description

M2 Expenditure Report
Fiscal Year Ended June 30, 2023
Sources and Uses

Description	Line No.	Amount	Interest
Revenues:			
A-M Freeway Projects	1	\$ -	\$ -
O Regional Capacity Program (RCP)	2	\$ -	\$ -
P Regional Traffic Signal Synchronization Program (RTSSP)	3	\$ -	\$ -
Q Local Fair Share	4	\$ 993,178	\$ 51,131
R High Frequency Metrolink Service	5	\$ -	\$ -
S Transit Extensions to Metrolink	6	\$ -	\$ -
T Convert Metrolink Station(s) to Regional Gateways that connect Orange County with High-Speed Rail Systems	7	\$ -	\$ -
U Senior Mobility Program or Senior Non-Emergency Medical Program	8	\$ 63,180	\$ 5,082
V Community Based Transit/Circulators	9	\$ -	\$ -
W Safe Transit Stops	10	\$ -	\$ -
X Environmental Cleanup Program (Water Quality)	11	\$ -	\$ -
Other*	12	\$ 316,195	\$ -
TOTAL REVENUES (Sum lines 1 to 12)	13	\$ 1,372,553	\$ 56,213
Expenditures:			
A-M Freeway Projects	14	\$ -	\$ -
O Regional Capacity Program (RCP)	15	\$ -	\$ -
P Regional Traffic Signal Synchronization Program (RTSSP)	16	\$ -	\$ -
Q Local Fair Share	17	\$ 192,379	\$ 51,131
R High Frequency Metrolink Service	18	\$ -	\$ -
S Transit Extensions to Metrolink	19	\$ -	\$ -
T Convert Metrolink Station(s) to Regional Gateways that connect Orange County with High-Speed Rail Systems	20	\$ -	\$ -
U Senior Mobility Program or Senior Non-Emergency Medical Program	21	\$ 34,734	\$ 5,082
V Community Based Transit/Circulators	22	\$ -	\$ -
W Safe Transit Stops	23	\$ -	\$ -
X Environmental Cleanup Program (Water Quality)	24	\$ -	\$ -
Other*	25	\$ 316,195	\$ -
TOTAL EXPENDITURES (Sum lines 14 to 25)	26	\$ 543,308	\$ 56,213
TOTAL BALANCE (Subtract line 26 from 13)	27	\$ 829,245	\$ -

* Other revenues and expenditures include:

Road Maintenance and Rehabilitation Act revenue	\$ 100,000
Reimbursement from OC Sanitation District	8,040
Gas Tax revenue from the State of CA	208,155
	<u>\$ 316,195</u>

M2 Expenditure Report
Fiscal Year Ended June 30, 2023
Streets and Roads Detailed Use of Funds

Type of Expenditure	Line No.	MOE	Developer / Impact Fees ⁺	O	O Interest	P	P Interest	Q	Q Interest	X	X Interest	Other M2 ²	Other M2 Interest	Other*	TOTAL
Indirect and/or Overhead	1	\$ 1,171,222	\$ -	\$ -	\$ -	\$ -	\$ -	\$ -	\$ -	\$ -	\$ -	\$ -	\$ -	\$ -	\$ 1,171,222
Construction & Right-of-Way															
New Street Construction	2	\$ -	\$ -	\$ -	\$ -	\$ -	\$ -	\$ -	\$ -	\$ -	\$ -	\$ -	\$ -	\$ -	\$ -
Street Reconstruction	3	\$ 2,035,510	\$ 193,440	\$ -	\$ -	\$ -	\$ -	\$ 47,377	\$ -	\$ -	\$ -	\$ -	\$ -	\$ 170,171	\$ 2,446,498
Signals, Safety Devices, & Street Lights	4	\$ -	\$ -	\$ -	\$ -	\$ -	\$ -	\$ 145,002	\$ 51,131	\$ -	\$ -	\$ -	\$ -	\$ -	\$ 196,133
Pedestrian Ways & Bikepaths	5	\$ 456,248	\$ -	\$ -	\$ -	\$ -	\$ -	\$ -	\$ -	\$ -	\$ -	\$ -	\$ -	\$ 146,024	\$ 602,272
Storm Drains	6	\$ -	\$ -	\$ -	\$ -	\$ -	\$ -	\$ -	\$ -	\$ -	\$ -	\$ -	\$ -	\$ -	\$ -
Storm Damage	7	\$ -	\$ -	\$ -	\$ -	\$ -	\$ -	\$ -	\$ -	\$ -	\$ -	\$ -	\$ -	\$ -	\$ -
Total Construction¹	8	\$ 2,491,758	\$ -	\$ -	\$ -	\$ -	\$ -	\$ -	\$ -	\$ -	\$ -	\$ -	\$ -	\$ -	\$ 2,491,758
Right of Way Acquisition	9	\$ -	\$ -	\$ -	\$ -	\$ -	\$ -	\$ -	\$ -	\$ -	\$ -	\$ -	\$ -	\$ -	\$ -
Total Construction & Right-of-Way	10	\$ 2,491,758	\$ 193,440	\$ -	\$ -	\$ -	\$ -	\$ 192,379	\$ 51,131	\$ -	\$ -	\$ -	\$ -	\$ 316,195	\$ 3,244,903
Maintenance															
Patching	11	\$ -	\$ -	\$ -	\$ -	\$ -	\$ -	\$ -	\$ -	\$ -	\$ -	\$ -	\$ -	\$ -	\$ -
Overlay & Sealing	12	\$ 143,875	\$ -	\$ -	\$ -	\$ -	\$ -	\$ -	\$ -	\$ -	\$ -	\$ -	\$ -	\$ -	\$ 143,875
Street Lights & Traffic Signals	13	\$ 58,199	\$ -	\$ -	\$ -	\$ -	\$ -	\$ -	\$ -	\$ -	\$ -	\$ -	\$ -	\$ -	\$ 58,199
Storm Damage	14	\$ -	\$ -	\$ -	\$ -	\$ -	\$ -	\$ -	\$ -	\$ -	\$ -	\$ -	\$ -	\$ -	\$ -
Other Street Purpose Maintenance	15	\$ 1,243,108	\$ -	\$ -	\$ -	\$ -	\$ -	\$ -	\$ -	\$ -	\$ -	\$ -	\$ -	\$ -	\$ 1,243,108
Total Maintenance¹	16	\$ 1,445,182	\$ -	\$ -	\$ -	\$ -	\$ -	\$ -	\$ -	\$ -	\$ -	\$ -	\$ -	\$ -	\$ 1,445,182
Other	17	\$ -	\$ -	\$ -	\$ -	\$ -	\$ -	\$ -	\$ -	\$ -	\$ -	\$ 34,734	\$ 5,082	\$ -	\$ 39,816
GRAND TOTALS (Sum Lines 1, 10, 16, 17)	18	\$ 5,108,162	\$ 193,440	\$ -	\$ -	\$ -	\$ -	\$ 192,379	\$ 51,131	\$ -	\$ -	\$ 34,734	\$ 5,082	\$ 316,195	\$ 5,901,123
Finance Director Confirmation	19	Any California State Constitution Article XIX streets and road eligible expenditure may be "counted" in local jurisdictions' calculation of MOE if the activity is supported (funded) by a local jurisdictions' discretionary funds (e.g. general fund). The California State Controller also provides useful information on Article XIX and the Streets and Highways Code eligible expenditures in its "Guidelines Relating to Gas Tax Expenditures for Cities and Counties". I have reviewed and am aware of these guidelines and their applicability in calculating and reporting on Maintenance of Effort expenditures. Finance Director initial: <u> WB </u>													

¹ Includes direct charges for staff time

² Other M2 includes A-M, R,S,T,U,V, and W

+ Transportation related only

* Please provide a specific description

Other expenditures total \$308,155 and are comprised of the following sources:

RMRA monies from the State of CA	\$ 100,000
Reimbursement from OC Sanitation District	8,040
Gas Tax monies from the State of CA	208,155
	<u>\$ 316,195</u>

Other M2 Expenditures:

Senior Mobility Program	\$ 34,734
Senior Mobility Program (Interest)	5,082
	<u>\$ 39,816</u>

Legend

Project	Description
A-M	Freeway Projects
O	Regional Capacity Program (RCP)
P	Regional Traffic Signal Synchronization Program (RTSSP)
Q	Local Fair Share
R	High Frequency Metrolink Service
S	Transit Extensions to Metrolink
T	Convert Metrolink Station(s) to Regional Gateways that connect Orange County with High-Speed Rail Systems
U	Senior Mobility Program or Senior Non-Emergency Medical Program
V	Community Based Transit/Circulators
W	Safe Transit Stops
X	Environmental Cleanup Program (Water Quality)

M2 Expenditure Report
Fiscal Year Ended June 30, 2023
Local Fair Share Project List

Table with 2 columns: PROJECT NAME and AMOUNT EXPENDED. Rows include Arterial Rehabilitation (\$39,136), Traffic Signal Camera Upgrades (\$166,115), Traffic Signal Improvements (\$30,018), Parkway Irrigation/Water Conservation Study (\$8,241), and a total of \$243,510.

RESOLUTION NO. 6950

A RESOLUTION OF THE CITY COUNCIL OF THE CITY OF CYPRESS, AND
 ACTING AS EX OFFICIO GOVERNING BOARD OF DIRECTORS OF THE
 CYPRESS RECREATION AND PARK DISTRICT, CONCERNING THE
 MEASURE M2 EXPENDITURE REPORT FOR THE CITY OF CYPRESS FOR
 THE FISCAL YEAR ENDED JUNE 30, 2023

WHEREAS, local jurisdictions are required to meet eligibility requirements and submit eligibility verification packages to Orange County Transportation Authority (OCTA) in order to remain eligible to receive M2 funds; and

WHEREAS, local jurisdictions are required to adopt an annual M2 Expenditure Report as part of one of the eligibility requirements; and

WHEREAS, local jurisdictions are required to account for Net Revenues, developer/traffic impact fees, and funds expended by local jurisdiction in the Expenditure Report that satisfy the Maintenance of Effort requirements; and

WHEREAS, the Expenditure Report shall include all Net Revenue fund balances, interest earned and expenditures identified by type and program or project; and

WHEREAS, the Expenditure Report must be adopted and submitted to the OCTA each year within six months of the end of the local jurisdiction's fiscal year to be eligible to receive Net Revenues as part of M2.

NOW, THEREFORE, BE IT RESOLVED that the City Council of the City of Cypress, and acting as ex officio governing Board of Directors of the Cypress Recreation and Park District, does hereby inform OCTA as follows:

SECTION 1. The M2 Expenditure Report for Fiscal Year Ended June 30, 2023 is in conformance with the M2 Expenditure Report Template provided in the Measure M2 Eligibility Guidelines and accounts for Net Revenues including interest earned, expenditures during the fiscal year and balances at the end of the fiscal year.

SECTION 2. The M2 Expenditure Report for Fiscal Year Ended June 30, 2023 (Attachment 1 to this Resolution) is hereby adopted for the City of Cypress, California.

SECTION 3. The Director of Finance of the City of Cypress, California is hereby authorized to sign and submit the Measure M2 Expenditure Report to OCTA for the Fiscal Year Ended June 30, 2023.

PASSED AND ADOPTED by the City Council of the City of Cypress, and acting as ex officio governing Board of Directors of the Cypress Recreation and Park District, at a regular meeting held on the 13th day of November, 2023.

Anne Mallari
 MAYOR OF THE CITY OF CYPRESS

ATTEST:

Alisha Farnell
 CITY CLERK OF THE CITY OF CYPRESS

STATE OF CALIFORNIA)
 COUNTY OF ORANGE) SS

I, ALISHA FARNELL, City Clerk of the City of Cypress, DO HEREBY CERTIFY that the foregoing Resolution was duly adopted at a regular meeting of the said City Council held on the 13th day of November, 2023 by the following roll call vote:

AYES:	5	COUNCIL MEMBERS:	Burke, Marquez, Peat, Minikus and Mallari
NOES:	0	COUNCIL MEMBERS:	None
ABSENT:	0	COUNCIL MEMBERS:	None

Alisha Farnell
 CITY CLERK OF THE CITY OF CYPRESS



Orange County Transportation Authority

M2 Fact Sheet

City of Dana Point

Fiscal Year Ended June 30, 2023

Council Action 11/7/2023

Signed Resolution Yes

Revised Final Report? No

	<u>Actual</u>	<u>Benchmark</u>
MOE Expenditures	\$2,620,781	\$1,510,094

Project	Beginning Balance A	Revenues Claimed B	Expenditures C	Ending Balance D	Verify A+B-C-D
M2 Fairshare	759,555	788,808	469,203	1,079,160	0
M2 Fairshare Interest	3,983	26,407	30,390	0	0
SMP or Senior Non-Emergency Medical	224,095	71,932	84,928	211,099	0
SMP or Senior Non-Emergency Medical Interest	346	2,296	2,643	0	0
Community Based Transit/Circulators	-509,373	426,399	0	-82,974	0
Community Based Transit/Circulators Interest	1,389	3,772	5,161	0	0
Water Quality Program (Project X)	0	0	0	0	0
Water Quality Program (Project X) Interest	0	0	0	0	0
Other	290,000	990,000	891,696	388,304	0
Other Interest	0	0	0	0	0
Grand Total	769,996	2,309,614	1,484,021	1,595,588	0

Last External Auditor Review: LFS: 2019; SMP: 2019

M2 Expenditure Report

Fiscal Year Ended June 30, 2023

Beginning and Ending Balances

Description	Line No.	Amount	Interest
Balances at Beginning of Fiscal Year			
A-M Freeway Projects	1	\$ -	\$ -
O Regional Capacity Program (RCP)	2	\$ -	\$ -
P Regional Traffic Signal Synchronization Program (RTSSP)	3	\$ -	\$ -
Q Local Fair Share	4	\$ 759,555	\$ 3,983
R High Frequency Metrolink Service	5	\$ -	\$ -
S Transit Extensions to Metrolink	6	\$ -	\$ -
T Convert Metrolink Station(s) to Regional Gateways that connect Orange County with High-Speed Rail Systems	7	\$ -	\$ -
U Senior Mobility Program or Senior Non-Emergency Medical Program	8	\$ 224,095	\$ 346
V Community Based Transit/Circulators	9	\$ (509,373)	\$ 1,389
W Safe Transit Stops	10		
X Environmental Cleanup Program (Water Quality)	11		
Other*	12	\$ 290,000	
Balances at Beginning of Fiscal Year	13	\$ 764,277	\$ 5,718
Monies Made Available During Fiscal Year	14	\$ 2,277,139	\$ 32,475
Total Monies Available (Sum Lines 13 & 14)	15	\$ 3,041,416	\$ 38,193
Expenditures During Fiscal Year	16	\$ 1,445,827	\$ 38,194
Balances at End of Fiscal Year			
A-M Freeway Projects	17	\$ -	\$ -
O Regional Capacity Program (RCP)	18	\$ -	\$ -
P Regional Traffic Signal Synchronization Program (RTSSP)	19	\$ -	\$ -
Q Local Fair Share	20	\$ 1,079,160	\$ -
R High Frequency Metrolink Service	21	\$ -	\$ -
S Transit Extensions to Metrolink	22	\$ -	\$ -
T Convert Metrolink Station(s) to Regional Gateways that connect Orange County with High-Speed Rail Systems	23	\$ -	\$ -
U Senior Mobility Program or Senior Non-Emergency Medical Program	24	\$ 211,099	\$ -
V Community Based Transit/Circulators	25	\$ (82,974)	\$ -
W Safe Transit Stops	26	\$ -	\$ -
X Environmental Cleanup Program (Water Quality)	27	\$ -	\$ -
Other*	28	\$ 388,304	\$ -


* Please provide a specific description

M2 Expenditure Report
Fiscal Year Ended June 30, 2023
Sources and Uses

Description	Line No.	Amount	Interest
Revenues:			
A-M Freeway Projects	1	-	-
O Regional Capacity Program (RCP)	2	-	-
P Regional Traffic Signal Synchronization Program (RTSSP)	3	-	-
Q Local Fair Share	4	788,808	26,407
R High Frequency Metrolink Service	5	-	-
S Transit Extensions to Metrolink	6	-	-
T Convert Metrolink Station(s) to Regional Gateways that connect Orange County with High-Speed Rail Systems	7	-	-
U Senior Mobility Program or Senior Non-Emergency Medical Program	8	71,932	2,296
V Community Based Transit/Circulators	9	426,399	3,772
W Safe Transit Stops	10	-	-
X Environmental Cleanup Program (Water Quality)	11	-	-
Other*	12	990,000	-
TOTAL REVENUES (Sum lines 1 to 12)	13	2,277,139	32,475
Expenditures:			
A-M Freeway Projects	14	-	-
O Regional Capacity Program (RCP)	15	-	-
P Regional Traffic Signal Synchronization Program (RTSSP)	16	-	-
Q Local Fair Share	17	469,203	30,390
R High Frequency Metrolink Service	18	-	-
S Transit Extensions to Metrolink	19	-	-
T Convert Metrolink Station(s) to Regional Gateways that connect Orange County with High-Speed Rail Systems	20	-	-
U Senior Mobility Program or Senior Non-Emergency Medical Program	21	84,928	2,643
V Community Based Transit/Circulators	22	-	5,161
W Safe Transit Stops	23	-	-
X Environmental Cleanup Program (Water Quality)	24	-	-
Other*	25	891,696	-
TOTAL EXPENDITURES (Sum lines 14 to 25)	26	1,445,827	38,194
TOTAL BALANCE (Subtract line 26 from 13)	27	831,311	(5,718)

*Contribution from the General Fund for City's match \$750,000 and \$240,000 from AB2766.

M2 Expenditure Report
Fiscal Year Ended June 30, 2023
Streets and Roads Detailed Use of Funds

Type of Expenditure	Line No.	MOE	Developer / Impact Fees ¹	O	O Interest	P	P Interest	Q	Q Interest	X	X Interest	Other M2 ²	Other M2 Interest	Other*	TOTAL
Indirect and/or Overhead	1	\$ -	\$ -	\$ -	\$ -	\$ -	\$ -	\$ -	\$ -	\$ -	\$ -	\$ -	\$ -	\$ -	\$ -
Construction & Right-of-Way															
New Street Construction	2	\$ -	\$ -	\$ -	\$ -	\$ -	\$ -	\$ -	\$ -	\$ -	\$ -	\$ -	\$ -	\$ -	\$ -
Street Reconstruction	3	\$ -	\$ -	\$ -	\$ -	\$ -	\$ -	\$ -	\$ -	\$ -	\$ -	\$ -	\$ -	\$ -	\$ -
Signals, Safety Devices, & Street Lights	4	\$ -	\$ -	\$ -	\$ -	\$ -	\$ -	\$ -	\$ -	\$ -	\$ -	\$ -	\$ -	\$ -	\$ -
Pedestrian Ways & Bikepaths	5	\$ -	\$ -	\$ -	\$ -	\$ -	\$ -	\$ -	\$ -	\$ -	\$ -	\$ -	\$ -	\$ -	\$ -
Storm Drains	6	\$ -	\$ -	\$ -	\$ -	\$ -	\$ -	\$ -	\$ -	\$ -	\$ -	\$ -	\$ -	\$ -	\$ -
Storm Damage	7	\$ -	\$ -	\$ -	\$ -	\$ -	\$ -	\$ -	\$ -	\$ -	\$ -	\$ -	\$ -	\$ -	\$ -
Total Construction¹	8	\$ -	\$ -	\$ -	\$ -	\$ -	\$ -	\$ -	\$ -	\$ -	\$ -	\$ -	\$ -	\$ -	\$ -
Right of Way Acquisition	9	\$ -	\$ -	\$ -	\$ -	\$ -	\$ -	\$ -	\$ -	\$ -	\$ -	\$ -	\$ -	\$ -	\$ -
Total Construction & Right-of-Way	10	\$ -	\$ -	\$ -	\$ -	\$ -	\$ -	\$ -	\$ -	\$ -	\$ -	\$ -	\$ -	\$ -	\$ -
Maintenance															
Patching	11	\$ 212,940	\$ -	\$ -	\$ -	\$ -	\$ -	\$ -	\$ -	\$ -	\$ -	\$ -	\$ -	\$ -	\$ 212,940
Overlay & Sealing	12	\$ 100,299	\$ -	\$ -	\$ -	\$ -	\$ -	\$ 469,203	\$ 30,390	\$ -	\$ -	\$ -	\$ -	\$ -	\$ 599,892
Street Lights & Traffic Signals	13	\$ 728,876	\$ -	\$ -	\$ -	\$ -	\$ -	\$ -	\$ -	\$ -	\$ -	\$ -	\$ -	\$ -	\$ 728,876
Storm Drain Maintenance	14	\$ 355,244	\$ -	\$ -	\$ -	\$ -	\$ -	\$ -	\$ -	\$ -	\$ -	\$ -	\$ -	\$ -	\$ 355,244
Other Street Purpose Maintenance	15	\$ 1,223,422	\$ -	\$ -	\$ -	\$ -	\$ -	\$ -	\$ -	\$ -	\$ -	\$ -	\$ -	\$ -	\$ 1,223,422
Total Maintenance¹	16	\$ 2,620,781	\$ -	\$ -	\$ -	\$ -	\$ -	\$ 469,203	\$ 30,390	\$ -	\$ -	\$ -	\$ -	\$ -	\$ 3,120,373
Other	17	\$ -	\$ -	\$ -	\$ -	\$ -	\$ -	\$ -	\$ -	\$ -	\$ -	\$ 84,928	\$ 7,804	\$ 891,696	\$ 984,429
GRAND TOTALS (Sum Lines 1, 10, 16, 17)	18	\$ 2,620,781	\$ -	\$ -	\$ -	\$ -	\$ -	\$ 469,203	\$ 30,390	\$ -	\$ -	\$ 84,928	\$ 7,804	\$ 891,696	\$ 4,104,802
Finance Director Confirmation	19	Any California State Constitution Article XIX streets and road eligible expenditure may be "counted" in local jurisdictions' calculation of MOE if the activity is supported (funded) by a local jurisdictions' discretionary funds (e.g. general fund). The California State Controller also provides useful information on Article XIX and the Streets and Highways Code eligible expenditures in its "Guidelines Relating to Gas Tax Expenditures for Cities and Counties". I have reviewed and am aware of these guidelines and their applicability in calculating and reporting on Maintenance of Effort expenditures. Finance Director initial: 													

¹ Includes direct charges for staff time
² Other M2 includes A-M, R,S,T,U,V, and W
 + Transportation related only
 * Please provide a specific description

Project	Description
A-M	Freeway Projects
O	Regional Capacity Program (RCP)
P	Regional Traffic Signal Synchronization Program (RTSSP)
Q	Local Fair Share
R	High Frequency Metrolink Service
S	Transit Extensions to Metrolink
T	Convert Metrolink Station(s) to Regional Gateways that connect Orange County with High-Speed Rail Systems
U	Senior Mobility Program or Senior Non-Emergency Medical Program
V	Community Based Transit/Circulators
W	Safe Transit Stops
X	Environmental Cleanup Program (Water Quality)

M2 Expenditure Report
Fiscal Year Ended June 30, 2023
Local Fair Share Project List

Table with 2 columns: PROJECT NAME and AMOUNT EXPENDED. Rows include: FY22 Road Resurfacing #1329 (\$ 498,000.00), FY23 Residential Slurry #1338 (\$ 1,592.00), and a total row (\$ 499,592.00).

M2 Expenditure Report
Fiscal Year Ended June 30, 2023

I hereby certify that:

- All the information attached herein and included in schedules 1 through 4 is true and accurate to the best of my knowledge;
- The interest earned on Net Revenues allocated pursuant to the Ordinance shall be expended only for those purposes for which the Net Revenues were allocated;
- The City of Dana Point is aware of the State Controller's "Guidelines Relating to Gas Tax Expenditures for Cities and Counties", which is a guide for determining MOE Expenditures for M2 Eligibility purposes;
- The City's Expenditure Report is in compliance with direction provided in the State Controller's "Guidelines Relating to Gas Tax Expenditures for Cities and Counties;" and
- The City of Dana Point has expended in this fiscal year an amount of local discretionary funds for streets and roads purposes at least equal to or exceeding the FY 2022-23 MOE benchmark dollar amount¹¹.

SEA SHELTON

Director of Finance (Print Name)

11/9/2023

Date



Signature

¹¹ Jurisdictions are encouraged to submit MOE eligible expenditures higher than their MOE benchmark, so that should certain expenses be ruled ineligible during an MOE audit, the local jurisdiction still has sufficient MOE expenditures to demonstrate continued achievement of the MOE benchmark.

RESOLUTION NO. 23-11-21-02

A RESOLUTION OF THE CITY COUNCIL OF THE CITY OF DANA POINT, CALIFORNIA, CONCERNING THE MEASURE M (M2) EXPENDITURE REPORT FOR THE CITY OF DANA POINT FOR FISCAL YEAR 2022-2023

THE CITY COUNCIL OF THE CITY OF DANA POINT, CALIFORNIA DOES HEREBY RESOLVE AS FOLLOWS:

WHEREAS, local jurisdictions are required to meet eligibility requirements and submit eligibility verification packages to the Orange County Transportation Authority (OCTA) in order to remain eligible to receive M2 funds; and

WHEREAS, local jurisdictions are required to adopt an annual M2 Expenditure Report as part of one of the eligibility requirements; and

WHEREAS, local jurisdictions are required to account for Net Revenues, developer/traffic impact fees, and funds expended by local jurisdiction in the M2 Expenditure Report that satisfy the Maintenance of Effort requirements; and

WHEREAS, the M2 Expenditure Report shall include all Net Revenue fund balances, interest earned and expenditures identified by type and program or project; and

WHEREAS, the M2 Expenditure Report must be adopted and submitted to the OCTA each year within six months of the end of the local jurisdiction's fiscal year to be eligible to receive Net Revenues as part of M2.

NOW, THEREFORE, BE IT RESOLVED that the City Council of the City of Dana Point, does hereby inform OCTA that:

- Section 1. The M2 Expenditure Report, included as Attachment A, is in conformance with the M2 Expenditure Report Template provided in the Measure M2 Eligibility Guidelines and accounts for Net Revenue including interest earned, expenditures during the fiscal year and balances at the end of the fiscal year.
- Section 2. The M2 Expenditure Report is hereby adopted by the City of Dana Point.
- Section 3. That Staff is directed to submit the annual M2 Expenditure Report within six months of the end of the fiscal year as required in order to maintain eligibility for any M2 funds and transmit eligibility documents to OCTA.
- Section 4. The City of Dana Point's Director of Administrative Services or City Manager is hereby authorized to sign and submit the Measure M2 Expenditure Report to OCTA for the fiscal year ending 2022-2023.

PASSED, APPROVED, AND ADOPTED this 21st day of November 2023.



MIKE FROST, MAYOR

ATTEST:



SHAYNA SHARKE, CITY CLERK

STATE OF CALIFORNIA)
COUNTY OF ORANGE) SS
CITY OF DANA POINT)

I, SHAYNA SHARKE, City Clerk of the City of Dana Point, California, DO HEREBY CERTIFY THAT THE FOREGOING IS A TRUE AND CORRECT COPY OF Resolution No. 23-11-21-02 adopted by the City Council of the City of Dana Point, California, at a regular meeting thereof held on the 21st day of November 2023, by the following vote:

AYES: Gabbard, Pagano, Federico, and Frost

NOES: None

ABSENT: Villar

ABSTAIN: None



SHAYNA SHARKE
CITY CLERK



Orange County Transportation Authority

M2 Fact Sheet

City of Fountain Valley

Fiscal Year Ended June 30, 2023

Council Action 11/21/2023

Signed Resolution Yes

Revised Final Report? No

	<u>Actual</u>	<u>Benchmark</u>
MOE Expenditures	\$2,532,550	\$1,564,638

Project	Beginning Balance A	Revenues Claimed B	Expenditures C	Ending Balance D	Verify A+B-C-D
M2 Fairshare	2,901,458	1,450,532	1,987,992	2,363,997	0
M2 Fairshare Interest	24,360	52,183	24,360	52,183	0
SMP or Senior Non-Emergency Medical	188,619	116,050	46,790	257,879	0
SMP or Senior Non-Emergency Medical Interest	1,536	4,296	1,536	4,296	0
Community Based Transit/Circulators	0	0	0	0	0
Community Based Transit/Circulators Interest	0	0	0	0	0
Safe Transit Stops	0	34,600	34,600	0	0
Safe Transit Stops Interest	0	0	0	0	0
Water Quality Program (Project X)	0	0	0	0	0
Water Quality Program (Project X) Interest	0	0	0	0	0
Grand Total	3,115,973	1,657,661	2,095,279	2,678,355	0

Last External Auditor Review: LFS: 2021; SMP: 2019

M2 Expenditure Report

Fiscal Year Ended June 30, 2023

Beginning and Ending Balances

Description	Line No.	Amount	Interest
Balances at Beginning of Fiscal Year			
A-M Freeway Projects	1	\$ -	\$ -
O Regional Capacity Program (RCP)	2	\$ -	\$ -
P Regional Traffic Signal Synchronization Program (RTSSP)	3	\$ -	\$ -
Q Local Fair Share	4	\$ 2,901,457.60	\$ 24,360
R High Frequency Metrolink Service	5	\$ -	\$ -
S Transit Extensions to Metrolink	6	\$ -	\$ -
T Convert Metrolink Station(s) to Regional Gateways that connect Orange County with High-Speed Rail Systems	7	\$ -	\$ -
U Senior Mobility Program or Senior Non-Emergency Medical Program	8	\$ 188,619.04	\$ 1,536
V Community Based Transit/Circulators	9	\$ -	\$ -
W Safe Transit Stops	10	\$ -	\$ -
X Environmental Cleanup Program (Water Quality)	11	\$ -	\$ -
Other*	12	\$ -	\$ -
Balances at Beginning of Fiscal Year	13	\$ 3,090,076.64	\$ 25,896
Monies Made Available During Fiscal Year	14	\$ 1,601,181.88	\$ 56,479
Total Monies Available (Sum Lines 13 & 14)	15	\$ 4,691,258.52	\$ 82,375
Expenditures During Fiscal Year	16	\$ 2,069,382.47	\$ 25,896
Balances at End of Fiscal Year			
A-M Freeway Projects	17	\$ -	\$ -
O Regional Capacity Program (RCP)	18	\$ -	\$ -
P Regional Traffic Signal Synchronization Program (RTSSP)	19	\$ -	\$ -
Q Local Fair Share	20	\$ 2,363,997.30	\$ 52,183
R High Frequency Metrolink Service	21	\$ -	\$ -
S Transit Extensions to Metrolink	22	\$ -	\$ -
T Convert Metrolink Station(s) to Regional Gateways that connect Orange County with High-Speed Rail Systems	23	\$ -	\$ -
U Senior Mobility Program or Senior Non-Emergency Medical Program	24	\$ 257,878.75	\$ 4,296
V Community Based Transit/Circulators	25	\$ -	\$ -
W Safe Transit Stops	26	\$ -	\$ -
X Environmental Cleanup Program (Water Quality)	27	\$ -	\$ -
Other*	28	\$ -	\$ -

* Please provide a specific description

M2 Expenditure Report
Fiscal Year Ended June 30, 2023
Sources and Uses

Description	Line No.	Amount	Interest
Revenues:			
A-M Freeway Projects	1	\$ -	\$ -
O Regional Capacity Program (RCP)	2	\$ -	\$ -
P Regional Traffic Signal Synchronization Program (RTSSP)	3	\$ -	\$ -
Q Local Fair Share	4	\$ 1,450,532	\$ 52,183
R High Frequency Metrolink Service	5	\$ -	\$ -
S Transit Extensions to Metrolink	6	\$ -	\$ -
T Convert Metrolink Station(s) to Regional Gateways that connect Orange County with High-Speed Rail Systems	7	\$ -	\$ -
U Senior Mobility Program or Senior Non-Emergency Medical Program	8	\$ 116,050	\$ 4,296
V Community Based Transit/Circulators	9	\$ -	\$ -
W Safe Transit Stops	10	\$ 34,600	\$ -
X Environmental Cleanup Program (Water Quality)	11	\$ -	\$ -
Other*	12	\$ -	\$ -
TOTAL REVENUES (Sum lines 1 to 12)	13	\$ 1,601,182	\$ 56,479
Expenditures:			
A-M Freeway Projects	14	\$ -	\$ -
O Regional Capacity Program (RCP)	15	\$ -	\$ -
P Regional Traffic Signal Synchronization Program (RTSSP)	16	\$ -	\$ -
Q Local Fair Share	17	\$ 1,987,992	\$ 24,360
R High Frequency Metrolink Service	18	\$ -	\$ -
S Transit Extensions to Metrolink	19	\$ -	\$ -
T Convert Metrolink Station(s) to Regional Gateways that connect Orange County with High-Speed Rail Systems	20	\$ -	\$ -
U Senior Mobility Program or Senior Non-Emergency Medical Program	21	\$ 46,790	\$ 1,536
V Community Based Transit/Circulators	22	\$ -	\$ -
W Safe Transit Stops	23	\$ 34,600	\$ -
X Environmental Cleanup Program (Water Quality)	24	\$ -	\$ -
Other*	25	\$ -	\$ -
TOTAL EXPENDITURES (Sum lines 14 to 25)	26	\$ 2,069,382	\$ 25,896
TOTAL BALANCE (Subtract line 26 from 13)	27	\$ (468,201)	\$ 30,583

* Please provide a specific description

M2 Expenditure Report
Fiscal Year Ended June 30, 2023
Streets and Roads Detailed Use of Funds

Type of Expenditure	Line No.	MOE	Developer / Impact Fees ⁺	O	O Interest	P	P Interest	Q	Q Interest	X	X Interest	Other M2 ²	Other M2 Interest	Other*	TOTAL
Indirect and/or Overhead	1	\$ 725,618	\$ -	\$ -	\$ -	\$ -	\$ -	\$ -	\$ -	\$ -	\$ -	\$ -	\$ -	\$ -	\$ 725,618
Construction & Right-of-Way															
New Street Construction	2	\$ -	\$ -	\$ -	\$ -	\$ -	\$ -	\$ -	\$ -	\$ -	\$ -	\$ -	\$ -	\$ -	\$ -
Street Reconstruction	3	\$ -	\$ -	\$ -	\$ -	\$ -	\$ -	\$ 1,656,094.00	\$ 24,360.00	\$ -	\$ -	\$ -	\$ -	\$ -	\$ 1,680,454
Signals, Safety Devices, & Street Lights	4	\$ -	\$ -	\$ -	\$ -	\$ -	\$ -	\$ 106,667.00	\$ -	\$ -	\$ -	\$ -	\$ -	\$ -	\$ 106,667
Pedestrian Ways & Bikepaths	5	\$ -	\$ -	\$ -	\$ -	\$ -	\$ -	\$ -	\$ -	\$ -	\$ -	\$ -	\$ -	\$ -	\$ -
Storm Drains	6	\$ -	\$ -	\$ -	\$ -	\$ -	\$ -	\$ -	\$ -	\$ -	\$ -	\$ -	\$ -	\$ -	\$ -
Storm Damage	7	\$ -	\$ -	\$ -	\$ -	\$ -	\$ -	\$ -	\$ -	\$ -	\$ -	\$ -	\$ -	\$ -	\$ -
Total Construction¹	8	\$ -	\$ -	\$ -	\$ -	\$ -	\$ -	\$ 1,762,761.00	\$ 24,360.00	\$ -	\$ -	\$ -	\$ -	\$ -	\$ 1,787,121
Right of Way Acquisition	9	\$ -	\$ -	\$ -	\$ -	\$ -	\$ -	\$ -	\$ -	\$ -	\$ -	\$ -	\$ -	\$ -	\$ -
Total Construction & Right-of-Way	10	\$ -	\$ -	\$ -	\$ -	\$ -	\$ -	\$ 1,762,761.00	\$ 24,360.00	\$ -	\$ -	\$ -	\$ -	\$ -	\$ 1,787,121
Maintenance															
Patching	11	\$ 361,669.54	\$ -	\$ -	\$ -	\$ -	\$ -	\$ -	\$ -	\$ -	\$ -	\$ -	\$ -	\$ -	\$ 361,670
Overlay & Sealing	12	\$ -	\$ -	\$ -	\$ -	\$ -	\$ -	\$ -	\$ -	\$ -	\$ -	\$ -	\$ -	\$ -	\$ -
Street Lights & Traffic Signals	13	\$ 593,927.66	\$ -	\$ -	\$ -	\$ -	\$ -	\$ 225,232.00	\$ -	\$ -	\$ -	\$ -	\$ -	\$ -	\$ 819,160
Storm Damage	14	\$ -	\$ -	\$ -	\$ -	\$ -	\$ -	\$ -	\$ -	\$ -	\$ -	\$ -	\$ -	\$ -	\$ -
Other Street Purpose Maintenance	15	\$ 851,335.09	\$ -	\$ -	\$ -	\$ -	\$ -	\$ -	\$ -	\$ -	\$ -	\$ -	\$ -	\$ -	\$ 851,335
Total Maintenance¹	16	\$ 1,806,932.29	\$ -	\$ -	\$ -	\$ -	\$ -	\$ 225,232.00	\$ -	\$ -	\$ -	\$ -	\$ -	\$ -	\$ 2,032,164
Other	17	\$ -	\$ -	\$ -	\$ -	\$ -	\$ -	\$ -	\$ -	\$ -	\$ -	\$ 81,390	\$ 1,536	\$ -	\$ 82,926
GRAND TOTALS (Sum Lines 1, 10, 16, 17)	18	\$ 2,532,550	\$ -	\$ -	\$ -	\$ -	\$ -	\$ 1,987,992	\$ 24,360	\$ -	\$ -	\$ 81,390	\$ 1,536	\$ -	\$ 4,627,830
Finance Director Confirmation	19	Any California State Constitution Article XIX streets and road eligible expenditure may be "counted" in local jurisdictions' calculation of MOE if the activity is supported (funded) by a local jurisdictions' discretionary funds (e.g. general fund). The California State Controller also provides useful information on Article XIX and the Streets and Highways Code eligible expenditures in its "Guidelines Relating to Gas Tax Expenditures for Cities and Counties". I have reviewed and am aware of these guidelines and their applicability in calculating and reporting on Maintenance of Effort expenditures. Finance Director initial: <u>RS</u>													

¹ Includes direct charges for staff time
² Other M2 includes A-M, R,S,T,U,V, and W
⁺ Transportation related only
^{*} Please provide a specific description

Legend

Project	Description
A-M	Freeway Projects
O	Regional Capacity Program (RCP)
P	Regional Traffic Signal Synchronization Program (RTSSP)
Q	Local Fair Share
R	High Frequency Metrolink Service
S	Transit Extensions to Metrolink
T	Convert Metrolink Station(s) to Regional Gateways that connect Orange County with High-Speed Rail Systems
U	Senior Mobility Program or Senior Non-Emergency Medical Program
V	Community Based Transit/Circulators
W	Safe Transit Stops
X	Environmental Cleanup Program (Water Quality)

M2 Expenditure Report
Fiscal Year Ended June 30, 2023

I hereby certify that:

All the information attached herein and included in schedules 1 through 4 is true and accurate to the best of my knowledge;

The interest earned on Net Revenues allocated pursuant to the Ordinance shall be expended only for those purposes for which the Net Revenues were allocated;

The City of Fountain Valley is aware of the State Controller’s “Guidelines Relating to Gas Tax Expenditures for Cities and Counties”, which is a guide for determining MOE Expenditures for M2 Eligibility purposes;

The City’s Expenditure Report is in compliance with direction provided in the State Controller’s “Guidelines Relating to Gas Tax Expenditures for Cities and Counties;” and

The City of Fountain Valley has expended in this fiscal year an amount of local discretionary funds for streets and roads purposes at least equal to or exceeding the FY 2022-23 MOE benchmark dollar amount¹¹.

Ryan Smith

Director of Finance (Print Name)

11/1/2023

Date



Signature

¹¹ Jurisdictions are encouraged to submit MOE eligible expenditures higher than their MOE benchmark, so that should certain expenses be ruled ineligible during an MOE audit, the local jurisdiction still has sufficient MOE expenditures to demonstrate continued achievement of the MOE benchmark.

RESOLUTION NO. 9904

A RESOLUTION OF THE CITY COUNCIL OF THE CITY OF FOUNTAIN VALLEY CONCERNING THE MEASURE M2 (M2) EXPENDITURE REPORT FOR THE CITY OF FOUNTAIN FALLEY

WHEREAS, local jurisdictions are required to meet eligibility requirements and submit eligibility verification packages to the Orange County Transportation Authority (OCTA) in order to remain eligible to receive M2 funds; and

WHEREAS, local jurisdictions are required to adopt an annual M2 Expenditure Report as part of one of the eligibility requirements; and

WHEREAS, local jurisdictions are required to account for Net Revenues, developer/traffic impact fees, and funds expended by local jurisdiction in the M2 Expenditure Report that satisfy the Maintenance of Effort requirements; and

WHEREAS, the M2 Expenditure Report shall include all Net Revenue fund balances, interest earned and expenditures identified by type and program or project; and

WHEREAS, the M2 Expenditure Report must be adopted and submitted to the OCTA each year within six months of the end of the local jurisdiction's fiscal year to be eligible to receive Net Revenues as part of M2.

NOW, THEREFORE, BE IT RESOLVED the City Council of the City of Fountain Valley does hereby inform OCTA that:

- a) The M2 Expenditure Report is in conformance with the template provided in the Measure M2 Eligibility Guidelines and accounts for Net Revenues including interest earned, expenditures during the fiscal year, and balances at the end of fiscal year.
- b) The M2 Expenditure Report is hereby adopted by the City of Fountain Valley.
- c) The City of Fountain Valley Finance Director is hereby authorized to sign and submit the M2 Expenditure Report to OCTA for the fiscal year ending June 30, 2023.

PASSED, APPROVED, AND ADOPTED by the City Council of the City of Fountain Valley at a regular meeting this 21st day of November 2023.

Ayes: Bui, Cunneen, harper, Grandis, Constantine
Nays: None
Absent: None
Abstain: None



Kim Constantine

Kim Constantine, Mayor

ATTEST:



Rick Miller

Rick Miller, City Clerk

APPROVED AS TO FORM:

Harper & Burns LLP



Colin Burns

Colin Burns, Attorneys for the City



Orange County Transportation Authority

M2 Fact Sheet

City of Fullerton

Fiscal Year Ended June 30, 2023

Council Action 12/19/2023

Signed Resolution Yes

Revised Final Report? No

	<u>Actual</u>	<u>Benchmark</u>
MOE Expenditures	\$11,166,615	\$4,413,567

Project	Beginning Balance A	Revenues Claimed B	Expenditures C	Ending Balance D	Verify A+B-C-D
M2 Fairshare	4,637,374	3,105,311	974,137	6,768,548	0
M2 Fairshare Interest	0	63,071	63,071	0	0
M2 CTFP (Project O)	38,272	23,880	23,880	38,272	0
M2 CTFP (Project O) Interest	0	0	0	0	0
Regional Traffic Signal Synchronization Program	0	95,298	1,208,855	-1,113,557	0
Regional Traffic Signal Synchronization Program Int	0	0	0	0	0
SMP or Senior Non-Emergency Medical	295,659	189,746	123,899	361,506	0
SMP or Senior Non-Emergency Medical Interest	0	123	123	0	0
Water Quality Program (Project X)	0	0	144,483	-144,483	0
Water Quality Program (Project X) Interest	0	0	0	0	0
Grand Total	4,971,305	3,477,429	2,538,448	5,910,286	0

Last External Auditor Review: LFS: 2021; SMP: 2023

M2 Expenditure Report

Fiscal Year Ended June 30, 2023

Beginning and Ending Balances

Description	Line No.	Amount	Interest
Balances at Beginning of Fiscal Year			
A-M Freeway Projects	1	\$ -	\$ -
O Regional Capacity Program (RCP)**	2	\$ 38,271.52	\$ -
P Regional Traffic Signal Synchronization Program (RTSSP)	3	\$ -	\$ -
Q Local Fair Share	4	\$ 4,637,374.84	\$ -
R High Frequency Metrolink Service	5	\$ -	\$ -
S Transit Extensions to Metrolink	6	\$ -	\$ -
T Convert Metrolink Station(s) to Regional Gateways that connect Orange County with High-Speed Rail Systems	7	\$ -	\$ -
U Senior Mobility Program or Senior Non-Emergency Medical Program	8	\$ 295,659.08	\$ -
V Community Based Transit/Circulators	9	\$ -	\$ -
W Safe Transit Stops	10	\$ -	\$ -
X Environmental Cleanup Program (Water Quality)	11	\$ -	\$ -
Other*	12	\$ -	\$ -
Balances at Beginning of Fiscal Year	13	\$ 4,971,305.44	\$ -
Monies Made Available During Fiscal Year	14	\$ 3,414,234.92	\$ 63,193
Total Monies Available (Sum Lines 13 & 14)	15	\$ 8,385,540.36	\$ 63,193
Expenditures During Fiscal Year	16	\$ 2,475,254.24	\$ 63,193
Balances at End of Fiscal Year			
A-M Freeway Projects	17	\$ -	\$ -
O Regional Capacity Program (RCP)**	18	\$ 38,271.52	\$ -
P Regional Traffic Signal Synchronization Program (RTSSP)	19	\$ (1,113,556.68)	\$ -
Q Local Fair Share	20	\$ 6,768,548.47	\$ -
R High Frequency Metrolink Service	21	\$ -	\$ -
S Transit Extensions to Metrolink	22	\$ -	\$ -
T Convert Metrolink Station(s) to Regional Gateways that connect Orange County with High-Speed Rail Systems	23	\$ -	\$ -
U Senior Mobility Program or Senior Non-Emergency Medical Program	24	\$ 361,506.01	\$ -
V Community Based Transit/Circulators	25	\$ -	\$ -
W Safe Transit Stops	26	\$ -	\$ -
X Environmental Cleanup Program (Water Quality)	27	\$ (144,483.20)	\$ -
Other*	28	\$ -	\$ -

* Please provide a specific description

**Due to ineligible expenses from prior report - \$38,271.52 from Project O

M2 Expenditure Report
Fiscal Year Ended June 30, 2023
Sources and Uses

Description	Line No.	Amount	Interest
Revenues:			
A-M Freeway Projects	1	\$ -	\$ -
O Regional Capacity Program (RCP)	2	\$ 23,880	\$ -
P Regional Traffic Signal Synchronization Program (RTSSP)	3	\$ 95,298	\$ -
Q Local Fair Share	4	\$ 3,105,311	\$ 63,071
R High Frequency Metrolink Service	5	\$ -	\$ -
S Transit Extensions to Metrolink	6	\$ -	\$ -
T Convert Metrolink Station(s) to Regional Gateways that connect Orange County with High-Speed Rail Systems	7	\$ -	\$ -
U Senior Mobility Program or Senior Non-Emergency Medical Program	8	\$ 189,746	\$ 123
V Community Based Transit/Circulators	9	\$ -	\$ -
W Safe Transit Stops	10	\$ -	\$ -
X Environmental Cleanup Program (Water Quality)	11	\$ -	\$ -
Other*	12	\$ -	\$ -
TOTAL REVENUES (Sum lines 1 to 12)	13	\$ 3,414,235	\$ 63,193
Expenditures:			
A-M Freeway Projects	14	\$ -	\$ -
O Regional Capacity Program (RCP)	15	\$ 23,880	\$ -
P Regional Traffic Signal Synchronization Program (RTSSP)	16	\$ 1,208,855	\$ -
Q Local Fair Share	17	\$ 974,137	\$ 63,071
R High Frequency Metrolink Service	18	\$ -	\$ -
S Transit Extensions to Metrolink	19	\$ -	\$ -
T Convert Metrolink Station(s) to Regional Gateways that connect Orange County with High-Speed Rail Systems	20	\$ -	\$ -
U Senior Mobility Program or Senior Non-Emergency Medical Program	21	\$ 123,899	\$ 123
V Community Based Transit/Circulators	22	\$ -	\$ -
W Safe Transit Stops	23	\$ -	\$ -
X Environmental Cleanup Program (Water Quality)	24	\$ 144,483	\$ -
Other*	25	\$ -	\$ -
TOTAL EXPENDITURES (Sum lines 14 to 25)	26	\$ 2,475,254	\$ 63,193
TOTAL BALANCE (Subtract line 26 from 13)	27	\$ 938,981	\$ -

* Please provide a specific description

M2 Expenditure Report
Fiscal Year Ended June 30, 2023
Streets and Roads Detailed Use of Funds

Type of Expenditure	Line No.	MOE	Developer / Impact Fees ¹	O	O Interest	P	P Interest	Q	Q Interest	X	X Interest	Other M2 ²	Other M2 Interest	Other*	TOTAL
Indirect and/or Overhead	1	\$ 623,722	\$ -	\$ -	\$ -	\$ -	\$ -	\$ 203,509	\$ 63,071	\$ -	\$ -	\$ -	\$ -	\$ -	\$ 890,302
Construction & Right-of-Way															
New Street Construction	2	\$ -	\$ -	\$ 23,880.00	\$ -	\$ -	\$ -	\$ -	\$ -	\$ -	\$ -	\$ -	\$ -	\$ -	\$ 23,880
Street Reconstruction	3	\$ 4,629,215.65	\$ -	\$ -	\$ -	\$ -	\$ -	\$ 617,131.59	\$ -	\$ -	\$ -	\$ -	\$ -	\$ -	\$ 5,246,347
Signals, Safety Devices, & Street Lights	4	\$ -	\$ -	\$ -	\$ -	\$ 1,208,854.66	\$ -	\$ 122,754.86	\$ -	\$ -	\$ -	\$ -	\$ -	\$ -	\$ 1,331,610
Pedestrian Ways & Bikepaths	5	\$ -	\$ -	\$ -	\$ -	\$ -	\$ -	\$ 30,741.65	\$ -	\$ -	\$ -	\$ -	\$ -	\$ -	\$ 30,742
Storm Drains	6	\$ -	\$ -	\$ -	\$ -	\$ -	\$ -	\$ -	\$ -	\$ -	\$ -	\$ -	\$ -	\$ -	\$ -
Storm Damage	7	\$ -	\$ -	\$ -	\$ -	\$ -	\$ -	\$ -	\$ -	\$ -	\$ -	\$ -	\$ -	\$ -	\$ -
Total Construction¹	8	\$ 4,629,215.65	\$ -	\$ 23,880.00	\$ -	\$ 1,208,854.66	\$ -	\$ 770,628.10	\$ -	\$ -	\$ -	\$ -	\$ -	\$ -	\$ 6,632,578
Right of Way Acquisition	9	\$ -	\$ -	\$ -	\$ -	\$ -	\$ -	\$ -	\$ -	\$ -	\$ -	\$ -	\$ -	\$ -	\$ -
Total Construction & Right-of-Way	10	\$ 4,629,215.65	\$ -	\$ 23,880.00	\$ -	\$ 1,208,854.66	\$ -	\$ 770,628.10	\$ -	\$ -	\$ -	\$ -	\$ -	\$ -	\$ 6,632,578
Maintenance															
Patching	11	\$ -	\$ -	\$ -	\$ -	\$ -	\$ -	\$ -	\$ -	\$ -	\$ -	\$ -	\$ -	\$ -	\$ -
Overlay & Sealing	12	\$ -	\$ -	\$ -	\$ -	\$ -	\$ -	\$ -	\$ -	\$ -	\$ -	\$ -	\$ -	\$ -	\$ -
Street Lights & Traffic Signals	13	\$ 430,777.82	\$ -	\$ -	\$ -	\$ -	\$ -	\$ -	\$ -	\$ -	\$ -	\$ -	\$ -	\$ -	\$ 430,778
Storm Damage	14	\$ -	\$ -	\$ -	\$ -	\$ -	\$ -	\$ -	\$ -	\$ -	\$ -	\$ -	\$ -	\$ -	\$ -
Other Street Purpose Maintenance	15	\$ 5,482,900.22	\$ -	\$ -	\$ -	\$ -	\$ -	\$ -	\$ -	\$ -	\$ -	\$ -	\$ -	\$ -	\$ 5,482,900
Total Maintenance¹	16	\$ 5,913,678.04	\$ -	\$ -	\$ -	\$ -	\$ -	\$ -	\$ -	\$ -	\$ -	\$ -	\$ -	\$ -	\$ 5,913,678
Other	17		\$ -	\$ -	\$ -	\$ -	\$ -	\$ -	\$ -	\$ 144,483.20	\$ -	\$ 123,899.02	\$ 122.68	\$ -	\$ 268,505
GRAND TOTALS (Sum Lines 1, 10, 16, 17)	18	\$ 11,166,615	\$ -	\$ 23,880	\$ -	\$ 1,208,855	\$ -	\$ 974,137	\$ 63,071	\$ 144,483	\$ -	\$ 123,899	\$ 123	\$ -	\$ 13,705,063
Finance Director Confirmation	19	Any California State Constitution Article XIX streets and road eligible expenditure may be "counted" in local jurisdictions' calculation of MOE if the activity is supported (funded) by a local jurisdictions' discretionary funds (e.g. general fund). The California State Controller also provides useful information on Article XIX and the Streets and Highways Code eligible expenditures in its "Guidelines Relating to Gas Tax Expenditures for Cities and Counties". I have reviewed and am aware of these guidelines and their applicability in calculating and reporting on Maintenance of Effort expenditures. Finance Director initial: <u>EC</u>													

¹ Includes direct charges for staff time
² Other M2 includes A-M, R,S,T,U,V, and W
 + Transportation related only
 * Please provide a specific description

Legend

Project	Description
A-M	Freeway Projects
O	Regional Capacity Program (RCP)
P	Regional Traffic Signal Synchronization Program (RTSSP)
Q	Local Fair Share
R	High Frequency Metrolink Service
S	Transit Extensions to Metrolink
T	Convert Metrolink Station(s) to Regional Gateways that connect Orange County with High-Speed Rail Systems
U	Senior Mobility Program or Senior Non-Emergency Medical Program
V	Community Based Transit/Circulators
W	Safe Transit Stops
X	Environmental Cleanup Program (Water Quality)

**M2 Expenditure Report
Fiscal Year Ended June 30, 2023
Local Fair Share Project List**

PROJECT NAME	AMOUNT EXPENDED
Raymond/Sr-91 Street Improvemt 44047	\$ 142,290.01
Orangethorpe/Harbor-Lemon 44054	\$ 47,202.00
Associated Rd Yorba Linda 44060	\$ 70,218.40
Pavement Management Plan Up 44401	\$ 38,095.75
Res St Slurry Seal (22-23) 44697	\$ 4,755.17
Countywide signal Synchroniz'n 46007	\$ 22,990.66
Gilbert Signal Synchronizatn 46022	\$ 8,025.40
Magnolia Signal Synchronizatn 46024	\$ 10,166.00
Signal Operation Enhancement 46027	\$ 45,573.38
Harbor Signal Synchronization 46029	\$ 23,824.50
Euclid Street Regional Traffic 46034	\$ 353.63
Yorba Linda Boulevard Regional 46035	\$ 469.27
Neighborhood Traffic Managemen 46037	\$ 1,417.50
Installation Signal & RRFB 46621	\$ 9,934.52
Motorist & Ped Safety Improve 46930	\$ 30,741.65
Ellis Place Sewer Improvements 51020	\$ 266,631.75
Nutwood / Yale Infrastructure 53013	\$ 173.00
San Juan Area Water Main 53014	\$ 47,765.51
Administration (Indirect & Overhead)	\$ 266,580.00
	\$ 1,037,208.10

**M2 Expenditure Report
Fiscal Year Ended June 30, 2023**

I hereby certify that:

All the information attached herein and included in schedules 1 through 4 is true and accurate to the best of my knowledge;

The interest earned on Net Revenues allocated pursuant to the Ordinance shall be expended only for those purposes for which the Net Revenues were allocated;

The City of Fullerton is aware of the State Controller’s “Guidelines Relating to Gas Tax Expenditures for Cities and Counties”, which is a guide for determining MOE Expenditures for M2 Eligibility purposes;

The City’s Expenditure Report is in compliance with direction provided in the State Controller’s “Guidelines Relating to Gas Tax Expenditures for Cities and Counties;” and

The City of Fullerton has expended in this fiscal year an amount of local discretionary funds for streets and roads purposes at least equal to or exceeding the FY 2022-23 MOE benchmark dollar amount¹¹.

Ellis Chang

Director of Finance (Print Name)

12/18/2023

Date

Ellis Chang

Signature

¹¹ Jurisdictions are encouraged to submit MOE eligible expenditures higher than their MOE benchmark, so that should certain expenses be ruled ineligible during an MOE audit, the local jurisdiction still has sufficient MOE expenditures to demonstrate continued achievement of the MOE benchmark.

RESOLUTION NO. 2023-087

A RESOLUTION OF THE CITY COUNCIL OF THE CITY OF FULLERTON, CALIFORNIA, ADOPTING THE CITY OF FULLERTON MEASURE M2 EXPENDITURE REPORT FOR THE FISCAL YEAR ENDING JUNE 30, 2023

WHEREAS, local jurisdictions must meet eligibility requirements and submit eligibility verification packages to the Orange County Transportation Authority (OCTA) to remain eligible to receive M2 funds.

WHEREAS, local jurisdictions must adopt an annual M2 Expenditure Report as part of the eligibility requirements.

WHEREAS, local jurisdictions must account for net revenues, developer and traffic impact fees and funds expended by local jurisdiction in the M2 Expenditure Report that satisfy the Maintenance of Effort requirements.


WHEREAS, the M2 Expenditure Report shall include all net revenue fund balances, interest earned and expenditures identified by type and program or project.

WHEREAS, City Council must adopt the M2 Expenditure Report and submit to OCTA each year within six months of the end of the local jurisdiction fiscal year to remain eligible to receive M2 net revenues.

NOW, THEREFORE, THE CITY COUNCIL OF THE CITY OF FULLERTON RESOLVES AS FOLLOWS:

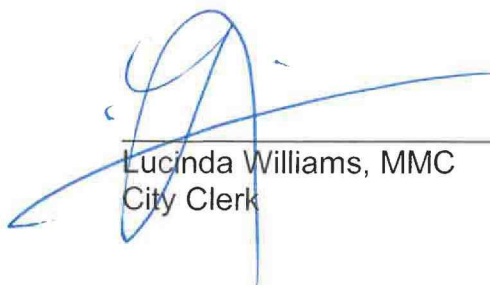
1. The M2 Expenditure Report conforms with the template in the Measure M2 Eligibility Guidelines and accounts for net revenues including interest earned, expenditures during the fiscal year and balances at the end of fiscal year.
2. The City of Fullerton adopts the M2 Expenditure Report.
3. City Council authorizes the Director of Administrative Services to sign and submit the M2 Expenditure Report to OCTA for the fiscal year ending June 30, 2023.

ADOPTED BY THE FULLERTON CITY COUNCIL ON DECEMBER 19, 2023.



Nicholas Dunlap
Mayor

ATTEST:



Lucinda Williams, MMC
City Clerk

December 21, 2023

Date

City of Fullerton
RESOLUTION CERTIFICATION

STATE OF CALIFORNIA)
COUNTY OF ORANGE) SS
CITY OF FULLERTON)

RESOLUTION NO. 2023-087

I, Lucinda Williams, City Clerk and ex-officio Clerk of the City Council of the City of Fullerton, California, hereby certify that the whole number of the members of the City Council of the City of Fullerton is five and that City Council adopted the above and foregoing Resolution No. 2023-087 at a regular meeting of the City Council held December 19, 2023 by the following vote:

COUNCIL MEMBERS IN FAVOR: Dunlap, Jung, Charles, Whitaker, Zahra

COUNCIL MEMBERS OPPOSED: None

COUNCIL MEMBERS ABSTAINED: None

COUNCIL MEMBERS ABSENT: None



Lucinda Williams, MMC
City Clerk



Orange County Transportation Authority

M2 Fact Sheet

City of Garden Grove

Fiscal Year Ended June 30, 2023

Council Action 12/12/2023

Signed Resolution Yes

Revised Final Report? No

	<u>Actual</u>	<u>Benchmark</u>
MOE Expenditures	\$9,571,479	\$3,938,473

Project	Beginning Balance A	Revenues Claimed B	Expenditures C	Ending Balance D	Verify A+B-C-D
M2 Fairshare	1,656,144	3,466,401	1,752,273	3,370,272	0
M2 Fairshare Interest	0	67,328	67,328	0	0
M2 CTFP (Project O)	-820,061	0	620	-820,681	0
M2 CTFP (Project O) Interest	0	0	0	0	0
SMP or Senior Non-Emergency Medical	361,727	227,183	203,300	385,610	0
SMP or Senior Non-Emergency Medical Interest	0	0	0	0	0
Water Quality Program (Project X)	0	0	0	0	0
Water Quality Program (Project X) Interest	0	0	0	0	0
Other	2,070,684	539,898	1,146,038	1,464,544	0
Other Interest	0	38,582	38,582	0	0
Grand Total	3,268,494	4,339,392	3,208,141	4,399,745	0

Last External Auditor Review: LFS: 2019; SMP: 2022

M2 Expenditure Report Fiscal Year Ended June 30, 2023 Beginning and Ending Balances

Description	Line No.	Amount	Interest
Balances at Beginning of Fiscal Year			
A-M Freeway Projects	1	\$ -	\$ -
O Regional Capacity Program (RCP)	2	\$ (820,061)	\$ -
P Regional Traffic Signal Synchronization Program (RTSSP)	3		\$ -
Q Local Fair Share	4	\$ 1,656,144	\$ -
R High Frequency Metrolink Service	5		\$ -
S Transit Extensions to Metrolink	6		\$ -
T Convert Metrolink Station(s) to Regional Gateways that connect Orange County with High-Speed Rail Systems	7		\$ -
U Senior Mobility Program or Senior Non-Emergency Medical Program	8	\$ 361,727	\$ -
V Community Based Transit/Circulators	9		\$ -
W Safe Transit Stops	10		\$ -
X Environmental Cleanup Program (Water Quality)	11		\$ -
Other*	12	\$ 2,070,684	\$ -
Balances at Beginning of Fiscal Year			
Monies Made Available During Fiscal Year	13	\$ 3,268,494	\$ -
	14	\$ 4,233,482	\$ 105,910
Total Monies Available (Sum Lines 13 & 14)	15	\$ 7,501,976	\$ 105,910
Expenditures During Fiscal Year	16	\$ 3,102,231	\$ 105,910
Balances at End of Fiscal Year			
A-M Freeway Projects	17	\$ -	\$ -
O Regional Capacity Program (RCP)	18	\$ (820,681)	\$ -
P Regional Traffic Signal Synchronization Program (RTSSP)	19	\$ -	\$ -
Q Local Fair Share	20	\$ 3,370,272	\$ -
R High Frequency Metrolink Service	21	\$ -	\$ -
S Transit Extensions to Metrolink	22	\$ -	\$ -
T Convert Metrolink Station(s) to Regional Gateways that connect Orange County with High-Speed Rail Systems	23	\$ -	\$ -
U Senior Mobility Program or Senior Non-Emergency Medical Program	24	\$ 385,610	\$ -
V Community Based Transit/Circulators	25	\$ -	\$ -
W Safe Transit Stops	26	\$ -	\$ -
X Environmental Cleanup Program (Water Quality)	27	\$ -	\$ -
Other*	28	\$ 1,464,544	\$ -

* Please provide a specific description: This pertains to Traffic Mitigation Fees net of expenditures related to the street lights and traffic signal improvements.

M2 Expenditure Report
Fiscal Year Ended June 30, 2023
Sources and Uses

Description	Line No.	Amount	Interest
Revenues:			
A-M Freeway Projects	1	\$ -	\$ -
O Regional Capacity Program (RCP)	2	\$ -	\$ -
P Regional Traffic Signal Synchronization Program (RTSSP)	3	\$ -	\$ -
Q Local Fair Share	4	\$ 3,466,401	\$ 67,328
R High Frequency Metrolink Service	5	\$ -	\$ -
S Transit Extensions to Metrolink	6	\$ -	\$ -
T Convert Metrolink Station(s) to Regional Gateways that connect Orange County with High-Speed Rail Systems	7	\$ -	\$ -
U Senior Mobility Program or Senior Non-Emergency Medical Program	8	\$ 227,183	
V Community Based Transit/Circulators	9	\$ -	\$ -
W Safe Transit Stops	10	\$ -	\$ -
X Environmental Cleanup Program (Water Quality)	11	\$ -	\$ -
Other*	12	\$ 539,898	\$ 38,582
TOTAL REVENUES (Sum lines 1 to 12)	13	\$ 4,233,482	\$ 105,910
Expenditures:			
A-M Freeway Projects	14	\$ -	\$ -
O Regional Capacity Program (RCP)	15	\$ 620	\$ -
P Regional Traffic Signal Synchronization Program (RTSSP)	16	\$ -	\$ -
Q Local Fair Share	17	\$ 1,752,273	\$ 67,328
R High Frequency Metrolink Service	18	\$ -	\$ -
S Transit Extensions to Metrolink	19	\$ -	\$ -
T Convert Metrolink Station(s) to Regional Gateways that connect Orange County with High-Speed Rail Systems	20	\$ -	\$ -
U Senior Mobility Program or Senior Non-Emergency Medical Program	21	\$ 203,300	\$ -
V Community Based Transit/Circulators	22	\$ -	\$ -
W Safe Transit Stops	23	\$ -	\$ -
X Environmental Cleanup Program (Water Quality)	24	\$ -	\$ -
Other*	25	\$ 1,146,038	\$ 38,582
TOTAL EXPENDITURES (Sum lines 14 to 25)	26	\$ 3,102,231	\$ 105,910
TOTAL BALANCE (Subtract line 26 from 13)	27	\$ 1,131,251	\$ -

* Please provide a specific description: Revenue received pertains to Traffic Mitigations Fees (Fund 211) collected. Expenditures were related to the street lights and traffic signal improvements.

M2 Expenditure Report
Fiscal Year Ended June 30, 2023
Streets and Roads Detailed Use of Funds

Type of Expenditure	Line No.	MOE	Developer / Impact Fees*	O	O Interest	P	P Interest	Q	Q Interest	X	X Interest	Other M2 ²	Other M2 Interest	Other*	TOTAL
Indirect and/or Overhead	1	\$ 2,256,763	\$ -	\$ 620	\$ -	\$ -	\$ -	\$ -	\$ -	\$ -	\$ -	\$ -	\$ -	\$ -	\$ 2,257,383
Construction & Right-of-Way															
New Street Construction	2	\$ -	\$ -	\$ -	\$ -	\$ -	\$ -	\$ -	\$ -	\$ -	\$ -	\$ -	\$ -	\$ -	\$ -
Street Reconstruction	3	\$ 951,312	\$ -	\$ -	\$ -	\$ -	\$ -	\$ 1,552,273	\$ 67,328	\$ -	\$ -	\$ -	\$ -	\$ -	\$ 2,570,913
Signals, Safety Devices, & Street Lights	4	\$ -	\$ -	\$ -	\$ -	\$ -	\$ -	\$ -	\$ -	\$ -	\$ -	\$ -	\$ -	\$ -	\$ -
Pedestrian Ways & Bikepaths	5	\$ -	\$ -	\$ -	\$ -	\$ -	\$ -	\$ -	\$ -	\$ -	\$ -	\$ -	\$ -	\$ -	\$ -
Storm Drains	6	\$ -	\$ -	\$ -	\$ -	\$ -	\$ -	\$ -	\$ -	\$ -	\$ -	\$ -	\$ -	\$ -	\$ -
Storm Damage	7	\$ -	\$ -	\$ -	\$ -	\$ -	\$ -	\$ -	\$ -	\$ -	\$ -	\$ -	\$ -	\$ -	\$ -
Total Construction¹	8	\$ 951,312	\$ -	\$ -	\$ -	\$ -	\$ -	\$ 1,552,273	\$ 67,328	\$ -	\$ -	\$ -	\$ -	\$ -	\$ 2,570,913
Right of Way Acquisition	9	\$ -	\$ -	\$ -	\$ -	\$ -	\$ -	\$ -	\$ -	\$ -	\$ -	\$ -	\$ -	\$ -	\$ -
Total Construction & Right-of-Way	10	\$ 951,312	\$ -	\$ -	\$ -	\$ -	\$ -	\$ 1,552,273	\$ 67,328	\$ -	\$ -	\$ -	\$ -	\$ -	\$ 2,570,913
Maintenance															
Patching	11	\$ -	\$ -	\$ -	\$ -	\$ -	\$ -	\$ -	\$ -	\$ -	\$ -	\$ -	\$ -	\$ -	\$ -
Overlay & Sealing	12	\$ -	\$ -	\$ -	\$ -	\$ -	\$ -	\$ -	\$ -	\$ -	\$ -	\$ -	\$ -	\$ -	\$ -
Street Lights & Traffic Signals	13	\$ 1,103,940	\$ -	\$ -	\$ -	\$ -	\$ -	\$ -	\$ -	\$ -	\$ -	\$ -	\$ -	\$ -	\$ 1,103,940
Storm Damage	14	\$ -	\$ -	\$ -	\$ -	\$ -	\$ -	\$ -	\$ -	\$ -	\$ -	\$ -	\$ -	\$ -	\$ -
Other Street Purpose Maintenance	15	\$ 5,259,464	\$ -	\$ -	\$ -	\$ -	\$ -	\$ 200,000.00	\$ -	\$ -	\$ -	\$ -	\$ -	\$ -	\$ 5,459,464
Total Maintenance¹	16	\$ 6,363,404	\$ -	\$ -	\$ -	\$ -	\$ -	\$ 200,000	\$ -	\$ -	\$ -	\$ -	\$ -	\$ -	\$ 6,563,404
Other	17		\$ -	\$ -	\$ -	\$ -	\$ -	\$ -	\$ -	\$ -	\$ -	\$ 203,300	\$ -	\$ 1,184,620	\$ 1,387,920
GRAND TOTALS (Sum Lines 1, 10, 16, 17)	18	\$ 9,571,479	\$ -	\$ 620	\$ -	\$ -	\$ -	\$ 1,752,273	\$ 67,328	\$ -	\$ -	\$ 203,300	\$ -	\$ 1,184,620	\$ 12,779,620
Finance Director Confirmation	19	Any California State Constitution Article XIX streets and road eligible expenditure may be "counted" in local jurisdictions' calculation of MOE if the activity is supported (funded) by a local jurisdictions' discretionary funds (e.g. general fund). The California State Controller also provides useful information on Article XIX and the Streets and Highways Code eligible expenditures in its "Guidelines Relating to Gas Tax Expenditures for Cities and Counties". I have reviewed and am aware of these guidelines and their applicability in calculating and reporting on Maintenance of Effort expenditures. Finance Director initial: <u> pb </u>													

¹ Includes direct charges for staff time
² Other M2 includes A-M, R,S,T,U,V, and W
 + Transportation related only
 * Please provide a specific description

Project	Description
A-M	Freeway Projects
O	Regional Capacity Program (RCP)
P	Regional Traffic Signal Synchronization Program (RTSSP)
Q	Local Fair Share
R	High Frequency Metrolink Service
S	Transit Extensions to Metrolink
T	Convert Metrolink Station(s) to Regional Gateways that connect Orange County with High-Speed Rail Systems
U	Senior Mobility Program or Senior Non-Emergency Medical Program
V	Community Based Transit/Circulators
W	Safe Transit Stops
X	Environmental Cleanup Program (Water Quality)

M2 Expenditure Report
Fiscal Year Ended June 30, 2023

I hereby certify that:


- All the information attached herein and included in schedules 1 through 4 is true and accurate to the best of my knowledge;
- The interest earned on Net Revenues allocated pursuant to the Ordinance shall be expended only for those purposes for which the Net Revenues were allocated;
- The City/County of Garden Grove is aware of the State Controller's "Guidelines Relating to Gas Tax Expenditures for Cities and Counties", which is a guide for determining MOE Expenditures for M2 Eligibility purposes;
- The City/County's Expenditure Report is in compliance with direction provided in the State Controller's "Guidelines Relating to Gas Tax Expenditures for Cities and Counties;" and
- The City/County of Garden Grove has expended in this fiscal year an amount of local discretionary funds for streets and roads purposes at least equal to or exceeding the FY 2022-23 MOE benchmark dollar amount¹¹.

Patricia Song

Director of Finance (Print Name)

12/6/2023

Date



Signature

¹¹ Jurisdictions are encouraged to submit MOE eligible expenditures higher than their MOE benchmark, so that should certain expenses be ruled ineligible during an MOE audit, the local jurisdiction still has sufficient MOE expenditures to demonstrate continued achievement of the MOE benchmark.

GARDEN GROVE CITY COUNCIL

RESOLUTION NO. 9835-23

A RESOLUTION OF THE CITY COUNCIL OF THE CITY OF GARDEN GROVE CONCERNING THE MEASURE M2 (M2) EXPENDITURE REPORT FOR THE CITY OF GARDEN GROVE.

WHEREAS, local jurisdictions are required to meet eligibility requirements and submit eligibility verification packages to the Orange County Transportation Authority (OCTA) in order to remain eligible to receive M2 funds; and

WHEREAS, local jurisdictions are required to adopt an annual M2 Expenditure Report as part of one of the eligibility requirements; and

WHEREAS, local jurisdictions are required to account for Net Revenues, developer/traffic impact fees, and funds expended by local jurisdiction in the M2 Expenditure Report that satisfy the Maintenance of Effort requirements; and

WHEREAS, the M2 Expenditure Report shall include all Net Revenue fund balances, interest earned and expenditures identified by type and program or project; and

WHEREAS, the M2 Expenditure Report must be adopted and submitted to the OCTA each year within six months of the end of the local jurisdiction's fiscal year to be eligible to receive Net Revenues as part of M2.

NOW, THEREFORE, BE IT RESOLVED that the City Council for the City of Garden Grove does hereby inform OCTA that:

- a) The M2 Expenditure Report is in conformance with the template provided in the Measure M2 Eligibility Guidelines and accounts for Net Revenues including interest earned, expenditures during the fiscal year, and balances at the end of fiscal year.
- b) The M2 Expenditure Report is hereby adopted by the City of Garden Grove.
- c) The City of Garden Grove Finance Director is hereby authorized to sign and submit the M2 Expenditure Report to OCTA for the fiscal year ending June 30, 2023.



Orange County Transportation Authority

M2 Fact Sheet

City of Huntington Beach

Fiscal Year Ended June 30, 2023

Council Action 11/21/2023

Signed Resolution Yes

Revised Final Report? No

	<u>Actual</u>	<u>Benchmark</u>
MOE Expenditures	\$12,280,384	\$5,921,206

Project	Beginning Balance A	Revenues Claimed B	Expenditures C	Ending Balance D	Verify A+B-C-D
M2 Fairshare	3,195,140	4,565,132	3,831,963	3,928,309	0
M2 Fairshare Interest	0	57,314	57,314	0	0
M2 CTFP (Project O)	-89,351	0	0	-89,351	0
M2 CTFP (Project O) Interest	147	0	0	147	0
SMP or Senior Non-Emergency Medical	115,543	336,247	267,624	184,166	0
SMP or Senior Non-Emergency Medical Interest	0	2,168	2,168	0	0
Community Based Transit/Circulators	-49,891	0	0	-49,891	0
Community Based Transit/Circulators Interest	0	0	0	0	0
Water Quality Program (Project X)	330,527	0	0	330,527	0
Water Quality Program (Project X) Interest	847	0	0	847	0
Other	0	0	0	0	0
Other Interest	0	0	0	0	0
Grand Total	3,502,963	4,960,861	4,159,069	4,304,755	0

Last External Auditor Review: LFS: 2019; SMP: 2022

M2 Expenditure Report

Fiscal Year Ended June 30, 2023

Beginning and Ending Balances

Description	Line No.	Amount	Interest
Balances at Beginning of Fiscal Year			
A-M Freeway Projects	1	\$ -	\$ -
O Regional Capacity Program (RCP)	2	\$ (89,351)	\$ 147
P Regional Traffic Signal Synchronization Program (RTSSP)	3	\$ -	\$ -
Q Local Fair Share	4	\$ 3,195,140	\$ -
R High Frequency Metrolink Service	5	\$ -	\$ -
S Transit Extensions to Metrolink	6	\$ -	\$ -
T Convert Metrolink Station(s) to Regional Gateways that connect Orange County with High-Speed Rail Systems	7	\$ -	\$ -
U Senior Mobility Program or Senior Non-Emergency Medical Program	8	\$ 115,543	\$ -
V Community Based Transit/Circulators	9	\$ (49,891)	\$ -
W Safe Transit Stops	10	\$ -	\$ -
X Environmental Cleanup Program (Water Quality)	11	\$ 330,527	\$ 847
Other*	12	\$ -	\$ -
Balances at Beginning of Fiscal Year	13	\$ 3,501,968	\$ 994
Monies Made Available During Fiscal Year	14	\$ 4,901,379	\$ 59,482
Total Monies Available (Sum Lines 13 & 14)	15	\$ 8,403,347	\$ 60,476
Expenditures During Fiscal Year	16	\$ 4,099,587	\$ 59,482
Balances at End of Fiscal Year			
A-M Freeway Projects	17		
O Regional Capacity Program (RCP)	18	\$ (89,351)	\$ 147
P Regional Traffic Signal Synchronization Program (RTSSP)	19		
Q Local Fair Share	20	\$ 3,928,309	
R High Frequency Metrolink Service	21		
S Transit Extensions to Metrolink	22		
T Convert Metrolink Station(s) to Regional Gateways that connect Orange County with High-Speed Rail Systems	23		
U Senior Mobility Program or Senior Non-Emergency Medical Program	24	\$ 184,166	
V Community Based Transit/Circulators	25	\$ (49,891)	
W Safe Transit Stops	26	\$ -	
X Environmental Cleanup Program (Water Quality)	27	\$ 330,527	\$ 847
Other*	28	\$ -	

* Please provide a specific description


Please note - on the beginning balance of Local Fair Share we have added \$7,034 from the "Other" ending balance from FY 21-22. As noted on the 21-22 report this was a transfer from other funds to reconcile payments miscoded to M2.

M2 Expenditure Report
Fiscal Year Ended June 30, 2023
Sources and Uses

Description	Line No.	Amount	Interest
Revenues:			
A-M Freeway Projects	1	\$ -	\$ -
O Regional Capacity Program (RCP)	2	\$ -	\$ -
P Regional Traffic Signal Synchronization Program (RTSSP)	3	\$ -	\$ -
Q Local Fair Share	4	\$ 4,565,132	\$ 57,314
R High Frequency Metrolink Service	5	\$ -	\$ -
S Transit Extensions to Metrolink	6	\$ -	\$ -
T Convert Metrolink Station(s) to Regional Gateways that connect Orange County with High-Speed Rail Systems	7	\$ -	\$ -
U Senior Mobility Program or Senior Non-Emergency Medical Program	8	\$ 336,247	\$ 2,168
V Community Based Transit/Circulators	9	\$ -	\$ -
W Safe Transit Stops	10	\$ -	\$ -
X Environmental Cleanup Program (Water Quality)	11	\$ -	\$ -
Other*	12	\$ -	\$ -
TOTAL REVENUES (Sum lines 1 to 12)	13	\$ 4,901,379	\$ 59,482
Expenditures:			
A-M Freeway Projects	14	\$ -	\$ -
O Regional Capacity Program (RCP)	15	\$ -	\$ -
P Regional Traffic Signal Synchronization Program (RTSSP)	16	\$ -	\$ -
Q Local Fair Share	17	\$ 3,831,963	\$ 57,314
R High Frequency Metrolink Service	18	\$ -	\$ -
S Transit Extensions to Metrolink	19	\$ -	\$ -
T Convert Metrolink Station(s) to Regional Gateways that connect Orange County with High-Speed Rail Systems	20	\$ -	\$ -
U Senior Mobility Program or Senior Non-Emergency Medical Program	21	\$ 267,624	\$ 2,168
V Community Based Transit/Circulators	22	\$ -	\$ -
W Safe Transit Stops	23	\$ -	\$ -
X Environmental Cleanup Program (Water Quality)	24	\$ -	\$ -
Other*	25	\$ -	\$ -
TOTAL EXPENDITURES (Sum lines 14 to 25)	26	\$ 4,099,587	\$ 59,482
TOTAL BALANCE (Subtract line 26 from 13)	27	\$ 801,792	\$ -

* Please provide a specific description

M2 Expenditure Report
Fiscal Year Ended June 30, 2023
Streets and Roads Detailed Use of Funds

Type of Expenditure	Line No.	MOE	Developer / Impact Fees ²	O	O Interest	P	P Interest	Q	Q Interest	X	X Interest	Other M2 ²	Other M2 Interest	Other*	TOTAL
Indirect and/or Overhead	1	\$ 2,931,485	\$ -	\$ -	\$ -	\$ -	\$ -	\$ 8,672	\$ -	\$ -	\$ -	\$ -	\$ -	\$ 1,155,773	\$ 4,095,930
Construction & Right-of-Way								\$ -							
New Street Construction	2	\$ -	\$ -	\$ -	\$ -	\$ -	\$ -	\$ -	\$ -	\$ -	\$ -	\$ -	\$ -	\$ -	\$ -
Street Reconstruction	3	\$ 329,721	\$ -	\$ -	\$ -	\$ -	\$ -	\$ 576,147	\$ -	\$ -	\$ -	\$ -	\$ -	\$ 260,953	\$ 1,166,821
Signals, Safety Devices, & Street Lights	4	\$ 217,244	\$ 46,849	\$ -	\$ -	\$ -	\$ -	\$ -	\$ -	\$ -	\$ -	\$ -	\$ -	\$ 843,340	\$ 1,107,434
Pedestrian Ways & Bikepaths	5	\$ 304,840	\$ -	\$ -	\$ -	\$ -	\$ -	\$ 318,829	\$ -	\$ -	\$ -	\$ -	\$ -	\$ 66	\$ 623,735
Storm Drains	6	\$ -	\$ -	\$ -	\$ -	\$ -	\$ -	\$ -	\$ -	\$ -	\$ -	\$ -	\$ -	\$ -	\$ -
Storm Damage	7	\$ -	\$ -	\$ -	\$ -	\$ -	\$ -	\$ -	\$ -	\$ -	\$ -	\$ -	\$ -	\$ -	\$ -
Total Construction¹	8	\$ 851,805	\$ 46,849	\$ -	\$ -	\$ -	\$ -	\$ 894,976	\$ -	\$ -	\$ -	\$ -	\$ -	\$ 1,104,360	\$ 2,897,990
Right of Way Acquisition	9	\$ -	\$ -	\$ -	\$ -	\$ -	\$ -	\$ -	\$ -	\$ -	\$ -	\$ -	\$ -	\$ -	\$ -
Total Construction & Right-of-Way	10	\$ 851,805	\$ 46,849	\$ -	\$ -	\$ -	\$ -	\$ 894,976	\$ -	\$ -	\$ -	\$ -	\$ -	\$ 1,104,360	\$ 2,897,990
Maintenance															
Patching	11	\$ 230,952	\$ -	\$ -	\$ -	\$ -	\$ -	\$ -	\$ -	\$ -	\$ -	\$ -	\$ -	\$ -	\$ 230,952
Overlay & Sealing	12	\$ 405,702	\$ -	\$ -	\$ -	\$ -	\$ -	\$ 1,086,670	\$ -	\$ -	\$ -	\$ -	\$ -	\$ 1,700,863	\$ 3,193,235
Street Lights & Traffic Signals	13	\$ 1,183,906	\$ -	\$ -	\$ -	\$ -	\$ -	\$ -	\$ -	\$ -	\$ -	\$ -	\$ -	\$ 560,976	\$ 1,744,883
Storm Damage	14	\$ -	\$ -	\$ -	\$ -	\$ -	\$ -	\$ -	\$ -	\$ -	\$ -	\$ -	\$ -	\$ -	\$ -
Other Street Purpose Maintenance	15	\$ 6,676,533	\$ -	\$ -	\$ -	\$ -	\$ -	\$ 1,841,645	\$ 57,314	\$ -	\$ -	\$ -	\$ -	\$ -	\$ 8,575,493
Total Maintenance¹	16	\$ 8,497,094	\$ -	\$ -	\$ -	\$ -	\$ -	\$ 2,928,315	\$ 57,314	\$ -	\$ -	\$ -	\$ -	\$ 2,261,839	\$ 13,744,563
Other	17		\$ -	\$ -	\$ -	\$ -	\$ -		\$ -	\$ -	\$ -	\$ 267,624	\$ 2,168	\$ -	\$ 269,792
GRAND TOTALS (Sum Lines 1, 10, 16, 17)	18	\$ 12,280,384	\$ 46,849	\$ -	\$ -	\$ -	\$ -	\$ 3,831,963	\$ 57,314	\$ -	\$ -	\$ 267,624	\$ 2,168	\$ 4,521,972	\$ 21,008,274
Finance Director Confirmation	19	Any California State Constitution Article XIX streets and road eligible expenditure may be "counted" in local jurisdictions' calculation of MOE if the activity is supported (funded) by a local jurisdictions' discretionary funds (e.g. general fund). The California State Controller also provides useful information on Article XIX and the Streets and Highways Code eligible expenditures in its "Guidelines Relating to Gas Tax Expenditures for Cities and Counties". I have reviewed and am aware of these guidelines and their applicability in calculating and reporting on Maintenance of Effort expenditures. Finance Director initial: 													

¹ Includes direct charges for staff time
² Other M2 includes A-M, R,S,T,U,V, and W
 + Transportation related only
 * Please provide a specific description
 other expenditure funds are gas tax, prop 42 and RMRA

Legend

Project	Description
A-M	Freeway Projects
O	Regional Capacity Program (RCP)
P	Regional Traffic Signal Synchronization Program (RTSSP)
Q	Local Fair Share
R	High Frequency Metrolink Service
S	Transit Extensions to Metrolink
T	Convert Metrolink Station(s) to Regional Gateways that connect Orange County with High-Speed Rail Systems
U	Senior Mobility Program or Senior Non-Emergency Medical Program
V	Community Based Transit/Circulators
W	Safe Transit Stops
X	Environmental Cleanup Program (Water Quality)

M2 Expenditure Report
Fiscal Year Ended June 30, 2023
Local Fair Share Project List

Table with 2 columns: PROJECT NAME and AMOUNT EXPENDED. Rows include General Street Maintenance (\$1,907,631), Residential Pavement (\$1,086,670), Pedestrian Improvement (\$318,829), and Arterial Rehabilitation (\$576,147). Total amount expended is \$3,889,277.

**M2 Expenditure Report
Fiscal Year Ended June 30, 2023**

I hereby certify that:

- All the information attached herein and included in schedules 1 through 4 is true and accurate to the best of my knowledge;
- The interest earned on Net Revenues allocated pursuant to the Ordinance shall be expended only for those purposes for which the Net Revenues were allocated;
- The City/County of Huntington Beach is aware of the State Controller's "Guidelines Relating to Gas Tax Expenditures for Cities and Counties", which is a guide for determining MOE Expenditures for M2 Eligibility purposes;
- The City/County's Expenditure Report is in compliance with direction provided in the State Controller's "Guidelines Relating to Gas Tax Expenditures for Cities and Counties;" and
- The City/County of Huntington Beach has expended in this fiscal year an amount of local discretionary funds for streets and roads purposes at least equal to or exceeding the FY 2022-23 MOE benchmark dollar amount¹¹.

Sunny Han

Chief Financial Officer (Print Name)

11/8/2023

Date

Signature

¹¹ Jurisdictions are encouraged to submit MOE eligible expenditures higher than their MOE benchmark, so that should certain expenses be ruled ineligible during an MOE audit, the local jurisdiction still has sufficient MOE expenditures to demonstrate continued achievement of the MOE benchmark.

RESOLUTION NO. 2023-49

A RESOLUTION OF THE CITY COUNCIL OF THE
CITY OF HUNTINGTON BEACH CONCERNING
THE MEASURE M2 EXPENDITURE REPORT
FOR THE CITY OF HUNTINGTON BEACH

WHEREAS, local jurisdictions are required to meet eligibility requirements and submit eligibility verification packages to Orange County Transportation Authority (OCTA) in order to remain eligible to receive M2 funds.

Local jurisdictions are required to adopt an annual M2 Expenditure Report as part of one of the eligibility requirements.

Local jurisdictions are required to account for Net Revenues, developer/traffic impact fees, and funds expended by local jurisdiction in the M2 Expenditure Report that satisfy the Maintenance of Effort requirements; and

The M2 Expenditure Report shall include all Net Revenue fund balances, interest earned and expenditures identified by type and program or project; and

The M2 Expenditure Report must be adopted and submitted to the OCTA each year within six months of the end of the local jurisdiction's fiscal year to be eligible to receive Net Revenues as part of M2.

NOW, THEREFORE, BE IT RESOLVED that the City Council of the City of Huntington Beach does hereby inform OCTA that:

- a) The M2 Expenditure Report is in conformance with the template provided in the Measure M2 Eligibility Guidelines and accounts for Net Revenues included interest earned, expenditures during the fiscal year and balances at the end of fiscal year.
- b) The M2 Expenditure Report is hereby adopted by the City of Huntington Beach.
- c) The City of Huntington Beach Finance Director is hereby authorized to sign and submit the M2 Expenditure Report to OCTA for the fiscal year ending 2023.

PASSED AND ADOPTED by the City Council of the City of Huntington Beach at a regular meeting thereof held on the 21st day of November, 2023.



Mayor

REVIEWED AND APPROVED:




City Manager

APPROVED AS TO FORM:



City Attorney

INITIATED AND APPROVED:



Director of Public Works

STATE OF CALIFORNIA
COUNTY OF ORANGE) ss:
CITY OF HUNTINGTON BEACH)

I, ROBIN ESTANISLAU, the duly elected, qualified City Clerk of the City of Huntington Beach, and ex-officio Clerk of the City Council of said City, do hereby certify that the whole number of members of the City Council of the City of Huntington Beach is seven; that the foregoing resolution was passed and adopted by the affirmative vote of at least a majority of all the members of said City Council at a **Regular** meeting thereof held on **November 21, 2023** by the following vote:

AYES: Kalmick, Moser, Van Der Mark, Strickland, McKeon, Bolton, Burns
NOES: None
ABSENT: None
RECUSE: None

The foregoing Instrument is a correct copy of the original on file in this office.

Attest November 30th 2023
Robin Estanislau
City Clerk and Ex-officio Clerk of the City Council of the city of Huntington Beach, California.
By [Signature] Deputy

[Signature]

City Clerk and ex-officio Clerk of the City Council of the City of Huntington Beach, California



Orange County Transportation Authority

M2 Fact Sheet

City of Irvine

Fiscal Year Ended June 30, 2023

Council Action 12/12/2023

Signed Resolution Yes

Revised Final Report? No

	<u>Actual</u>	<u>Benchmark</u>
MOE Expenditures	\$31,746,711	\$8,001,915

Project	Beginning Balance A	Revenues Claimed B	Expenditures C	Ending Balance D	Verify A+B-C-D
M2 Fairshare	6,076,723	7,113,608	1,399,464	11,790,867	0
M2 Fairshare Interest	0	-127,479	-127,479	0	0
M2 CTFP (Project O)	-2,763,347	84,334	1,543,364	-4,222,377	0
M2 CTFP (Project O) Interest	0	0	0	0	0
Regional Traffic Signal Synchronization Program	-1,530,360	0	941,264	-2,471,624	0
Regional Traffic Signal Synchronization Program Int	0	0	0	0	0
SMP or Senior Non-Emergency Medical	0	244,928	244,928	0	0
SMP or Senior Non-Emergency Medical Interest	0	0	0	0	0
Community Based Transit/Circulators	-48,789	0	11,211	-60,000	0
Community Based Transit/Circulators Interest	0	0	0	0	0
Water Quality Program (Project X)	0	104,122	104,122	0	0
Water Quality Program (Project X) Interest	0	0	0	0	0
Grand Total	1,734,227	7,419,513	4,116,874	5,036,866	0

Last External Auditor Review: LFS: 2022; SMP: 2021

M2 Expenditure Report

Fiscal Year Ended June 30, 2023

Beginning and Ending Balances

Description	Line No.	Amount	Interest
Balances at Beginning of Fiscal Year			
A-M Freeway Projects	1	\$ -	\$ -
O Regional Capacity Program (RCP)	2	\$ (2,763,347.00)	\$ -
P Regional Traffic Signal Synchronization Program (RTSSP)	3	\$ (1,530,360.00)	\$ -
Q Local Fair Share	4	\$ 6,076,723.00	\$ -
R High Frequency Metrolink Service	5	\$ -	\$ -
S Transit Extensions to Metrolink	6	\$ -	\$ -
T Convert Metrolink Station(s) to Regional Gateways that connect Orange County with High-Speed Rail Systems	7	\$ -	\$ -
U Senior Mobility Program or Senior Non-Emergency Medical Program	8	\$ -	\$ -
V Community Based Transit/Circulators	9	\$ (48,789.00)	\$ -
W Safe Transit Stops	10	\$ -	\$ -
X Environmental Cleanup Program (Water Quality)	11	\$ -	\$ -
Other*	12	\$ -	\$ -
Balances at Beginning of Fiscal Year	13	\$ 1,734,227.00	\$ -
Monies Made Available During Fiscal Year	14	\$ 7,546,992.00	\$ (127,479)
Total Monies Available (Sum Lines 13 & 14)	15	\$ 9,281,219.00	\$ (127,479)
Expenditures During Fiscal Year	16	\$ 4,244,353.00	\$ (127,479)
Balances at End of Fiscal Year			
A-M Freeway Projects	17	\$ -	\$ -
O Regional Capacity Program (RCP)	18	\$ (4,222,377.00)	\$ -
P Regional Traffic Signal Synchronization Program (RTSSP)	19	\$ (2,471,624.00)	\$ -
Q Local Fair Share	20	\$ 11,790,867.00	\$ -
R High Frequency Metrolink Service	21	\$ -	\$ -
S Transit Extensions to Metrolink	22	\$ -	\$ -
T Convert Metrolink Station(s) to Regional Gateways that connect Orange County with High-Speed Rail Systems	23	\$ -	\$ -
U Senior Mobility Program or Senior Non-Emergency Medical Program	24	\$ -	\$ -
V Community Based Transit/Circulators	25	\$ (60,000.00)	\$ -
W Safe Transit Stops	26	\$ -	\$ -
X Environmental Cleanup Program (Water Quality)	27	\$ -	\$ -
Other*	28	\$ -	\$ -

* Please provide a specific description

M2 Expenditure Report
Fiscal Year Ended June 30, 2023
Sources and Uses

Description	Line No.	Amount	Interest
Revenues:			
A-M Freeway Projects	1	\$ -	\$ -
O Regional Capacity Program (RCP)	2	\$ 84,334	\$ -
P Regional Traffic Signal Synchronization Program (RTSSP)	3	\$ -	\$ -
Q Local Fair Share	4	\$ 7,113,608	\$ (127,479)
R High Frequency Metrolink Service	5	\$ -	\$ -
S Transit Extensions to Metrolink	6	\$ -	\$ -
T Convert Metrolink Station(s) to Regional Gateways that connect Orange County with High-Speed Rail Systems	7	\$ -	\$ -
U Senior Mobility Program or Senior Non-Emergency Medical Program	8	\$ 244,928	\$ -
V Community Based Transit/Circulators	9	\$ -	\$ -
W Safe Transit Stops	10	\$ -	\$ -
X Environmental Cleanup Program (Water Quality)	11	\$ 104,122	\$ -
Other*	12	\$ -	\$ -
TOTAL REVENUES (Sum lines 1 to 12)	13	\$ 7,546,992	\$ (127,479)
Expenditures:			
A-M Freeway Projects	14	\$ -	\$ -
O Regional Capacity Program (RCP)	15	\$ 1,543,364	\$ -
P Regional Traffic Signal Synchronization Program (RTSSP)	16	\$ 941,264	\$ -
Q Local Fair Share	17	\$ 1,399,464	\$ (127,479)
R High Frequency Metrolink Service	18	\$ -	\$ -
S Transit Extensions to Metrolink	19	\$ -	\$ -
T Convert Metrolink Station(s) to Regional Gateways that connect Orange County with High-Speed Rail Systems	20	\$ -	\$ -
U Senior Mobility Program or Senior Non-Emergency Medical Program	21	\$ 244,928	\$ -
V Community Based Transit/Circulators	22	\$ 11,211	\$ -
W Safe Transit Stops	23	\$ -	\$ -
X Environmental Cleanup Program (Water Quality)	24	\$ 104,122	\$ -
Other*	25	\$ -	\$ -
TOTAL EXPENDITURES (Sum lines 14 to 25)	26	\$ 4,244,353	\$ (127,479)
TOTAL BALANCE (Subtract line 26 from 13)	27	\$ 3,302,639	\$ -

* Please provide a specific description

**M2 Expenditure Report
Fiscal Year Ended June 30, 2023**

I hereby certify that:

- All the information attached herein and included in schedules 1 through 4 is true and accurate to the best of my knowledge;
- The interest earned on Net Revenues allocated pursuant to the Ordinance shall be expended only for those purposes for which the Net Revenues were allocated;
- The City of Irvine is aware of the State Controller’s “Guidelines Relating to Gas Tax Expenditures for Cities and Counties”, which is a guide for determining MOE Expenditures for M2 Eligibility purposes;
- The City's Expenditure Report is in compliance with direction provided in the State Controller’s “Guidelines Relating to Gas Tax Expenditures for Cities and Counties;” and
- The City of Irvine has expended in this fiscal year an amount of local discretionary funds for streets and roads purposes at least equal to or exceeding the FY 2022-23 MOE benchmark dollar amount¹¹.

Dahle Bulosan
Director of Administrative Services (Print Name)

11/28/2023
Date

DocuSigned by:
Dahle Bulosan
CDE06530709C43B...
Signature

¹¹ Jurisdictions are encouraged to submit MOE eligible expenditures higher than their MOE benchmark, so that should certain expenses be ruled ineligible during an MOE audit, the local jurisdiction still has sufficient MOE expenditures to demonstrate continued achievement of the MOE benchmark.

CITY COUNCIL RESOLUTION NO. 23-102

A RESOLUTION OF THE CITY COUNCIL OF THE CITY OF IRVINE, CALIFORNIA, CONCERNING THE FISCAL YEAR 2022-23 MEASURE M2 EXPENDITURE REPORT FOR THE CITY OF IRVINE

WHEREAS, local jurisdictions are required to meet eligibility requirements and submit eligibility verification packages to Orange County Transportation Authority (OCTA) in order to remain eligible to receive M2 funds; and

WHEREAS, local jurisdictions are required to adopt an annual M2 Expenditure Report as part of one of the eligibility requirements; and

WHEREAS, local jurisdictions are required to account for Net Revenues, developer/traffic impact fees, and funds expended by local jurisdiction in the M2 Expenditure Report that satisfy the Maintenance of Effort requirements; and

WHEREAS, the M2 Expenditure Report shall include all Net Revenue fund balances, interest earned and expenditures identified by type and program or project; and

WHEREAS, the M2 Expenditure Report must be adopted and submitted to the OCTA each year within six months of the end of the local jurisdiction's fiscal year to be eligible to receive Net Revenues as part of M2.

NOW, THEREFORE, BE IT RESOLVED that the City Council of the City of Irvine, DOES HEREBY INFORM OCTA that:

- a) The Fiscal Year 2022-23 M2 Expenditure Report is in conformance with the template provided in the Measure M2 Eligibility Guidelines and accounts for Net Revenues including interest earned, expenditures during the fiscal year, and balances at the end of the fiscal year.
- b) The M2 Expenditure Report is hereby adopted by the City of Irvine.
- c) The City of Irvine's Director of Administrative Services is hereby authorized to sign and submit the M2 Expenditure Report to OCTA for the fiscal year ended June 30, 2023.

PASSED AND ADOPTED by the City Council of the City of Irvine at an adjourned regular meeting held on the 12th day of December 2023.


MAYOR OF THE CITY OF IRVINE


ATTEST:


CITY CLERK OF THE CITY OF IRVINE

STATE OF CALIFORNIA)
COUNTY OF ORANGE) SS
CITY OF IRVINE)

I, CARL PETERSEN, City Clerk of the City of Irvine, HEREBY DO CERTIFY that the foregoing resolution was duly adopted at an adjourned regular meeting of the City Council of the City of Irvine, held on the 12th day of December 2023.

AYES: 4 COUNCILMEMBERS: Agran, Kim, Treseder, and Khan
NOES: 0 COUNCILMEMBERS: None
ABSENT: 1 COUNCILMEMBERS: Carroll
ABSTAIN: 0 COUNCILMEMBERS: None


CITY CLERK OF THE CITY OF IRVINE



Orange County Transportation Authority

M2 Fact Sheet

City of La Habra

Fiscal Year Ended June 30, 2023

Council Action 12/18/2023

Signed Resolution Yes

Revised Final Report? No

	<u>Actual</u>	<u>Benchmark</u>
MOE Expenditures	\$2,240,220	\$1,737,300

Project	Beginning Balance A	Revenues Claimed B	Expenditures C	Ending Balance D	Verify A+B-C-D
M2 Fairshare	3,553,241	1,232,574	2,481,734	2,304,081	0
M2 Fairshare Interest	169,995	30,267	0	200,262	0
M2 CTFP (Project O)	0	0	0	0	0
M2 CTFP (Project O) Interest	0	0	0	0	0
Regional Traffic Signal Synchronization Program	0	27,413	27,413	0	0
Regional Traffic Signal Synchronization Program Int	0	0	0	0	0
SMP or Senior Non-Emergency Medical	68,593	78,488	131,881	15,200	0
SMP or Senior Non-Emergency Medical Interest	853	138	0	991	0
Community Based Transit/Circulators	0	0	0	0	0
Community Based Transit/Circulators Interest	0	0	0	0	0
Water Quality Program (Project X)	0	0	0	0	0
Water Quality Program (Project X) Interest	0	0	0	0	0
Grand Total	3,792,683	1,368,880	2,641,028	2,520,535	0

Last External Auditor Review: 2019; SMP: 2019

M2 Expenditure Report

Fiscal Year Ended June 30, 2023

Beginning and Ending Balances

Description	Line No.	Amount	Interest
Balances at Beginning of Fiscal Year			
A-M Freeway Projects	1	\$ -	\$ -
O Regional Capacity Program (RCP)	2	\$ -	\$ -
P Regional Traffic Signal Synchronization Program (RTSSP)	3	\$ -	\$ -
Q Local Fair Share	4	\$ 3,553,241	\$ 169,995
R High Frequency Metrolink Service	5	\$ -	\$ -
S Transit Extensions to Metrolink	6	\$ -	\$ -
T Convert Metrolink Station(s) to Regional Gateways that connect Orange County with High-Speed Rail Systems	7	\$ -	\$ -
U Senior Mobility Program or Senior Non-Emergency Medical Program	8	\$ 68,593	\$ 853
V Community Based Transit/Circulators	9	\$ -	\$ -
W Safe Transit Stops	10	\$ -	\$ -
X Environmental Cleanup Program (Water Quality)	11	\$ -	\$ -
Other*	12	\$ -	\$ -
Balances at Beginning of Fiscal Year	13	\$ 3,621,834	\$ 170,848
Monies Made Available During Fiscal Year	14	\$ 1,338,475	\$ 30,405
Total Monies Available (Sum Lines 13 & 14)	15	\$ 4,960,309	\$ 201,253
Expenditures During Fiscal Year	16	\$ 2,641,028	\$ -
Balances at End of Fiscal Year			
A-M Freeway Projects	17	\$ -	\$ -
O Regional Capacity Program (RCP)	18	\$ -	\$ -
P Regional Traffic Signal Synchronization Program (RTSSP)	19	\$ -	\$ -
Q Local Fair Share	20	\$ 2,304,081	\$ 200,262
R High Frequency Metrolink Service	21	\$ -	\$ -
S Transit Extensions to Metrolink	22	\$ -	\$ -
T Convert Metrolink Station(s) to Regional Gateways that connect Orange County with High-Speed Rail Systems	23	\$ -	\$ -
U Senior Mobility Program or Senior Non-Emergency Medical Program	24	\$ 15,200	\$ 991
V Community Based Transit/Circulators	25	\$ -	\$ -
W Safe Transit Stops	26	\$ -	\$ -
X Environmental Cleanup Program (Water Quality)	27	\$ -	\$ -
Other*	28	\$ -	\$ -

* Please provide a specific description

M2 Expenditure Report
Fiscal Year Ended June 30, 2023
Sources and Uses

Description	Line No.	Amount	Interest
Revenues:			
A-M Freeway Projects	1	\$ -	\$ -
O Regional Capacity Program (RCP)	2	\$ -	\$ -
P Regional Traffic Signal Synchronization Program (RTSSP)	3	\$ 27,413	\$ -
Q Local Fair Share	4	\$ 1,232,574	\$ 30,267
R High Frequency Metrolink Service	5	\$ -	\$ -
S Transit Extensions to Metrolink	6	\$ -	\$ -
T Convert Metrolink Station(s) to Regional Gateways that connect Orange County with High-Speed Rail Systems	7	\$ -	\$ -
U Senior Mobility Program or Senior Non-Emergency Medical Program	8	\$ 78,488	\$ 138
V Community Based Transit/Circulators	9	\$ -	\$ -
W Safe Transit Stops	10	\$ -	\$ -
X Environmental Cleanup Program (Water Quality)	11	\$ -	\$ -
Other*	12	\$ -	\$ -
TOTAL REVENUES (Sum lines 1 to 12)	13	\$ 1,338,475	\$ 30,405
Expenditures:			
A-M Freeway Projects	14	\$ -	\$ -
O Regional Capacity Program (RCP)	15	\$ -	\$ -
P Regional Traffic Signal Synchronization Program (RTSSP)	16	\$ 27,413	\$ -
Q Local Fair Share	17	\$ 2,481,734	\$ -
R High Frequency Metrolink Service	18	\$ -	\$ -
S Transit Extensions to Metrolink	19	\$ -	\$ -
T Convert Metrolink Station(s) to Regional Gateways that connect Orange County with High-Speed Rail Systems	20	\$ -	\$ -
U Senior Mobility Program or Senior Non-Emergency Medical Program	21	\$ 131,881	\$ -
V Community Based Transit/Circulators	22	\$ -	\$ -
W Safe Transit Stops	23	\$ -	\$ -
X Environmental Cleanup Program (Water Quality)	24	\$ -	\$ -
Other*	25	\$ -	\$ -
TOTAL EXPENDITURES (Sum lines 14 to 25)	26	\$ 2,641,028	\$ -
TOTAL BALANCE (Subtract line 26 from 13)	27	\$ (1,302,553)	\$ 30,405

* Please provide a specific description

Project P-\$27,413 of revenue listed above is a current year accrual. No revenue was received in FY 2022-23.

M2 Expenditure Report
Fiscal Year Ended June 30, 2023
Streets and Roads Detailed Use of Funds

Type of Expenditure	Line No.	MOE	Developer / Impact Fees ¹	O	O Interest	P	P Interest	Q	Q Interest	X	X Interest	Other M2 ²	Other M2 Interest	Other*	TOTAL
Indirect and/or Overhead	1	\$ 601,319	\$ -	\$ -	\$ -	\$ -	\$ -	\$ 99,336	\$ -	\$ -	\$ -	\$ -	\$ -	\$ -	\$ 700,655
Construction & Right-of-Way															
New Street Construction	2	\$ -	\$ -	\$ -	\$ -	\$ -	\$ -	\$ -	\$ -	\$ -	\$ -	\$ -	\$ -	\$ -	\$ -
Street Reconstruction	3	\$ -	\$ -	\$ -	\$ -	\$ -	\$ -	\$ 6,011	\$ -	\$ -	\$ -	\$ -	\$ -	\$ -	\$ 6,011
Signals, Safety Devices, & Street Lights	4	\$ -	\$ -	\$ -	\$ -	\$ 27,413	\$ -	\$ -	\$ -	\$ -	\$ -	\$ -	\$ -	\$ -	\$ 27,413
Pedestrian Ways & Bikepaths	5	\$ -	\$ -	\$ -	\$ -	\$ -	\$ -	\$ -	\$ -	\$ -	\$ -	\$ -	\$ -	\$ -	\$ -
Storm Drains	6	\$ -	\$ -	\$ -	\$ -	\$ -	\$ -	\$ -	\$ -	\$ -	\$ -	\$ -	\$ -	\$ -	\$ -
Storm Damage	7	\$ -	\$ -	\$ -	\$ -	\$ -	\$ -	\$ -	\$ -	\$ -	\$ -	\$ -	\$ -	\$ -	\$ -
Total Construction¹	8	\$ -	\$ -	\$ -	\$ -	\$ 27,413	\$ -	\$ 6,011	\$ -	\$ -	\$ -	\$ -	\$ -	\$ -	\$ 33,424
Right of Way Acquisition	9	\$ -	\$ -	\$ -	\$ -	\$ -	\$ -	\$ -	\$ -	\$ -	\$ -	\$ -	\$ -	\$ -	\$ -
Total Construction & Right-of-Way	10	\$ -	\$ -	\$ -	\$ -	\$ 27,413	\$ -	\$ 6,011	\$ -	\$ -	\$ -	\$ -	\$ -	\$ -	\$ 33,424
Maintenance															
Patching	11	\$ -	\$ -	\$ -	\$ -	\$ -	\$ -	\$ -	\$ -	\$ -	\$ -	\$ -	\$ -	\$ -	\$ -
Overlay & Sealing	12	\$ -	\$ -	\$ -	\$ -	\$ -	\$ -	\$ 465,873	\$ -	\$ -	\$ -	\$ -	\$ -	\$ -	\$ 465,873
Street Lights & Traffic Signals	13	\$ 983,783	\$ -	\$ -	\$ -	\$ -	\$ -	\$ 2,080	\$ -	\$ -	\$ -	\$ -	\$ -	\$ -	\$ 985,863
Storm Damage	14	\$ 72,343	\$ -	\$ -	\$ -	\$ -	\$ -	\$ -	\$ -	\$ -	\$ -	\$ -	\$ -	\$ -	\$ 72,343
Other Street Purpose Maintenance	15	\$ 582,775	\$ -	\$ -	\$ -	\$ -	\$ -	\$ 1,908,434	\$ -	\$ -	\$ -	\$ -	\$ -	\$ -	\$ 2,491,209
Total Maintenance¹	16	\$ 1,638,901	\$ -	\$ -	\$ -	\$ -	\$ -	\$ 2,376,387	\$ -	\$ -	\$ -	\$ -	\$ -	\$ -	\$ 4,015,288
Other - Senior Mobility Program-Project U	17		\$ -	\$ -	\$ -	\$ -	\$ -	\$ -	\$ -	\$ -	\$ -	\$ 131,881	\$ -	\$ -	\$ 131,881
GRAND TOTALS (Sum Lines 1, 10, 16, 17)	18	\$ 2,240,220	\$ -	\$ -	\$ -	\$ 27,413	\$ -	\$ 2,481,734	\$ -	\$ -	\$ -	\$ 131,881	\$ -	\$ -	\$ 4,881,248
Finance Director Confirmation	19	Any California State Constitution Article XIX streets and road eligible expenditure may be "counted" in local jurisdictions' calculation of MOE if the activity is supported (funded) by a local jurisdictions' discretionary funds (e.g. general fund). The California State Controller also provides useful information on Article XIX and the Streets and Highways Code eligible expenditures in its "Guidelines Relating to Gas Tax Expenditures for Cities and Counties". I have reviewed and am aware of these guidelines and their applicability in calculating and reporting on Maintenance of Effort expenditures. Finance Director initial: <u>M.S.</u>													

¹ Includes direct charges for staff time
² Other M2 includes A-M, R,S,T,U,V, and W
 + Transportation related only
 * Please provide a specific description

Legend

Project	Description
A-M	Freeway Projects
O	Regional Capacity Program (RCP)
P	Regional Traffic Signal Synchronization Program (RTSSP)
Q	Local Fair Share
R	High Frequency Metrolink Service
S	Transit Extensions to Metrolink
T	Convert Metrolink Station(s) to Regional Gateways that connect Orange County with High-Speed Rail Systems
U	Senior Mobility Program or Senior Non-Emergency Medical Program
V	Community Based Transit/Circulators
W	Safe Transit Stops
X	Environmental Cleanup Program (Water Quality)

**M2 Expenditure Report
Fiscal Year Ended June 30, 2023
Local Fair Share Project List**

PROJECT NAME	AMOUNT EXPENDED
System Safety Analysis Report Program	\$ 2,080.00
Residential Rehabilitation Slurry Water FY 2018-19	\$ 196,815.00
Arterial Street Rehabilitation FY 2019-20	\$ 1,879,379.00
Residential Rehabilitation/ Slurry FY 2019-20	\$ 269,058.00
Alley Area 6 Improvement Project FY 2020-21	\$ 6,011.00
Professional Engineering Services Staff Augmentation	\$ 6,653.00
Pavement Management Program Update FY 2022-23	\$ 29,055.00
Measure M2 Fairshare Administration	\$ 92,683.00
	\$ 2,481,734.00

M2 Expenditure Report
Fiscal Year Ended June 30, 2023

I hereby certify that:

- All the information attached herein and included in schedules 1 through 4 is true and accurate to the best of my knowledge;
- The interest earned on Net Revenues allocated pursuant to the Ordinance shall be expended only for those purposes for which the Net Revenues were allocated;
- The City of La Habra is aware of the State Controller’s “Guidelines Relating to Gas Tax Expenditures for Cities and Counties”, which is a guide for determining MOE Expenditures for M2 Eligibility purposes;
- The City of La Habra’s Expenditure Report is in compliance with direction provided in the State Controller’s “Guidelines Relating to Gas Tax Expenditures for Cities and Counties;” and
- The City of La Habra has expended in this fiscal year an amount of local discretionary funds for streets and roads purposes at least equal to or exceeding the FY 2022-23 MOE benchmark dollar amount¹¹.

Melvin Shannon
Director of Finance (Print Name)

12/11/23
Date

Melvin Shannon
Signature

¹¹ Jurisdictions are encouraged to submit MOE eligible expenditures higher than their MOE benchmark, so that should certain expenses be ruled ineligible during an MOE audit, the local jurisdiction still has sufficient MOE expenditures to demonstrate continued achievement of the MOE benchmark.

RESOLUTION NO. 6132

A RESOLUTION OF THE CITY COUNCIL OF THE CITY OF LA HABRA, CALIFORNIA, CONCERNING THE MEASURE M2 (M2) EXPENDITURE REPORT FOR THE CITY OF LA HABRA

WHEREAS, local jurisdictions are required to meet eligibility requirements and submit eligibility verification packages to the Orange County Transportation Authority (OCTA) in order to remain eligible to receive M2 funds; and

WHEREAS, local jurisdictions are required to adopt an annual M2 Expenditure Report as part of one of the eligibility requirements; and

WHEREAS, local jurisdictions are required to account for Net Revenues, developer/traffic impact fees, and funds expended by local jurisdiction in the M2 Expenditure Report that satisfy the Maintenance of Effort requirements; and


WHEREAS, the M2 Expenditure Report shall include all Net Revenue fund balances, interest earned and expenditures identified by type and program or project; and

WHEREAS, the M2 Expenditure Report must be adopted and submitted to the OCTA each year within six months of the end of the local jurisdiction's fiscal year to be eligible to receive Net Revenues as part of M2.


NOW, THEREFORE, BE IT RESOLVED that the City Council for the City of La Habra does hereby inform OCTA that:

- a) The M2 Expenditure Report is in conformance with the template provided in the Measure M2 Eligibility Guidelines and accounts for Net Revenues including interest earned, expenditures during the fiscal year, and balances at the end of fiscal year.
- b) The M2 Expenditure Report is hereby adopted by the City of La Habra.
- c) The City of La Habra Finance Director is hereby authorized to sign and submit the M2 Expenditure Report to OCTA for the fiscal year ending June 30, 2023.

PASSED, APPROVED, AND ADOPTED this 18th day of December 2023.


Daren Nigsarian
Mayor

ATTEST:


Rhonda J. Barone, CMC
City Clerk

STATE OF CALIFORNIA }
COUNTY OF ORANGE } SS
CITY OF LA HABRA }

I, Rhonda J. Barone, CMC, City Clerk for the City of La Habra, do hereby certify that the above and foregoing is a true and correct copy of Resolution No. 6132 introduced and adopted at a Regular Meeting of the City Council of the City of La Habra held on the 18th day of December, 2023, by the following roll call vote:

AYES:	COUNCILMEMBERS:	Nigsarian, Espinoza, Gomez, Medrano, Simonian
NOES:	COUNCILMEMBERS:	None
ABSENT:	COUNCILMEMBERS:	None
ABSTAIN:	COUNCILMEMBERS:	None

Witness my hand and the official seal of the City of La Habra this 18th day of December 2023.

Rhonda J. Barone.

Rhonda J. Barone, CMC
City Clerk



Orange County Transportation Authority

M2 Fact Sheet

City of La Palma

Fiscal Year Ended June 30, 2023

Council Action 11/7/2023

Signed Resolution Yes

Revised Final Report? No

	<u>Actual</u>	<u>Benchmark</u>
MOE Expenditures	\$468,418	\$201,688

Project	Beginning Balance A	Revenues Claimed B	Expenditures C	Ending Balance D	Verify A+B-C-D
M2 Fairshare	612,659	326,586	365,170	574,075	0
M2 Fairshare Interest	0	11,899	11,899	0	0
M2 CTFP (Project O)	601,077	0	203,328	397,749	0
M2 CTFP (Project O) Interest	0	0	0	0	0
Water Quality Program (Project X)	0	0	0	0	0
Water Quality Program (Project X) Interest	0	0	0	0	0
Grand Total	1,213,736	338,485	580,397	971,824	0

Last External Auditor Review: LFS: 2020; SMP: n/a

M2 Expenditure Report

Fiscal Year Ended June 30, 2023

Beginning and Ending Balances

Description	Line No.	Amount	Interest
Balances at Beginning of Fiscal Year			
A-M Freeway Projects	1	\$ -	\$ -
O Regional Capacity Program (RCP)	2	\$ 601,077.15	\$ -
P Regional Traffic Signal Synchronization Program (RTSSP)	3	\$ -	\$ -
Q Local Fair Share	4	\$ 612,658.62	\$ -
R High Frequency Metrolink Service	5	\$ -	\$ -
S Transit Extensions to Metrolink	6	\$ -	\$ -
T Convert Metrolink Station(s) to Regional Gateways that connect Orange County with High-Speed Rail Systems	7	\$ -	\$ -
U Senior Mobility Program or Senior Non-Emergency Medical Program	8	\$ -	\$ -
V Community Based Transit/Circulators	9	\$ -	\$ -
W Safe Transit Stops	10	\$ -	\$ -
X Environmental Cleanup Program (Water Quality)	11	\$ -	\$ -
Other*	12	\$ -	\$ -
Balances at Beginning of Fiscal Year	13	\$ 1,213,735.77	\$ -
Monies Made Available During Fiscal Year	14	\$ 326,586.03	\$ 11,899
Total Monies Available (Sum Lines 13 & 14)	15	\$ 1,540,321.80	\$ 11,899
Expenditures During Fiscal Year	16	\$ 568,497.80	\$ 11,899
Balances at End of Fiscal Year			
A-M Freeway Projects	17	\$ -	\$ -
O Regional Capacity Program (RCP)	18	\$ 397,749.15	\$ -
P Regional Traffic Signal Synchronization Program (RTSSP)	19	\$ -	\$ -
Q Local Fair Share	20	\$ 574,074.85	\$ -
R High Frequency Metrolink Service	21	\$ -	\$ -
S Transit Extensions to Metrolink	22	\$ -	\$ -
T Convert Metrolink Station(s) to Regional Gateways that connect Orange County with High-Speed Rail Systems	23	\$ -	\$ -
U Senior Mobility Program or Senior Non-Emergency Medical Program	24	\$ -	\$ -
V Community Based Transit/Circulators	25	\$ -	\$ -
W Safe Transit Stops	26	\$ -	\$ -
X Environmental Cleanup Program (Water Quality)	27	\$ -	\$ -
Other*	28	\$ -	\$ -

* Please provide a specific description

M2 Expenditure Report
Fiscal Year Ended June 30, 2023
Sources and Uses

Description	Line No.	Amount	Interest
Revenues:			
A-M Freeway Projects	1	\$ -	\$ -
O Regional Capacity Program (RCP)	2	\$ -	\$ -
P Regional Traffic Signal Synchronization Program (RTSSP)	3	\$ -	\$ -
Q Local Fair Share	4	\$ 326,586	\$ 11,899
R High Frequency Metrolink Service	5	\$ -	\$ -
S Transit Extensions to Metrolink	6	\$ -	\$ -
T Convert Metrolink Station(s) to Regional Gateways that connect Orange County with High-Speed Rail Systems	7	\$ -	\$ -
U Senior Mobility Program or Senior Non-Emergency Medical Program	8	\$ -	\$ -
V Community Based Transit/Circulators	9	\$ -	\$ -
W Safe Transit Stops	10	\$ -	\$ -
X Environmental Cleanup Program (Water Quality)	11	\$ -	\$ -
Other*	12	\$ -	\$ -
TOTAL REVENUES (Sum lines 1 to 12)	13	\$ 326,586	\$ 11,899
Expenditures:			
A-M Freeway Projects	14	\$ -	\$ -
O Regional Capacity Program (RCP)	15	\$ 203,328	\$ -
P Regional Traffic Signal Synchronization Program (RTSSP)	16	\$ -	\$ -
Q Local Fair Share	17	\$ 365,170	\$ 11,899
R High Frequency Metrolink Service	18	\$ -	\$ -
S Transit Extensions to Metrolink	19	\$ -	\$ -
T Convert Metrolink Station(s) to Regional Gateways that connect Orange County with High-Speed Rail Systems	20	\$ -	\$ -
U Senior Mobility Program or Senior Non-Emergency Medical Program	21	\$ -	\$ -
V Community Based Transit/Circulators	22	\$ -	\$ -
W Safe Transit Stops	23	\$ -	\$ -
X Environmental Cleanup Program (Water Quality)	24	\$ -	\$ -
Other*	25	\$ -	\$ -
TOTAL EXPENDITURES (Sum lines 14 to 25)	26	\$ 568,498	\$ 11,899
TOTAL BALANCE (Subtract line 26 from 13)	27	\$ (241,912)	\$ -

* Please provide a specific description

M2 Expenditure Report
Fiscal Year Ended June 30, 2023
Streets and Roads Detailed Use of Funds

Type of Expenditure	Line No.	MOE	Developer / Impact Fees ¹	O	O Interest	P	P Interest	Q	Q Interest	X	X Interest	Other M2 ²	Other M2 Interest	Other*	TOTAL
Indirect and/or Overhead	1	\$ -	\$ -	\$ -	\$ -	\$ -	\$ -	\$ -	\$ -	\$ -	\$ -	\$ -	\$ -	\$ -	\$ -
Construction & Right-of-Way															
New Street Construction	2	\$ -	\$ -	\$ -	\$ -	\$ -	\$ -	\$ -	\$ -	\$ -	\$ -	\$ -	\$ -	\$ -	\$ -
Street Reconstruction	3	\$ -	\$ -	\$ 203,328.00	\$ -	\$ -	\$ -	\$ -	\$ -	\$ -	\$ -	\$ -	\$ -	\$ -	\$ 203,328
Signals, Safety Devices, & Street Lights	4	\$ -	\$ -	\$ -	\$ -	\$ -	\$ -	\$ -	\$ -	\$ -	\$ -	\$ -	\$ -	\$ -	\$ -
Pedestrian Ways & Bikepaths	5	\$ -	\$ -	\$ -	\$ -	\$ -	\$ -	\$ -	\$ -	\$ -	\$ -	\$ -	\$ -	\$ -	\$ -
Storm Drains	6	\$ -	\$ -	\$ -	\$ -	\$ -	\$ -	\$ -	\$ -	\$ -	\$ -	\$ -	\$ -	\$ -	\$ -
Storm Damage	7	\$ -	\$ -	\$ -	\$ -	\$ -	\$ -	\$ -	\$ -	\$ -	\$ -	\$ -	\$ -	\$ -	\$ -
Total Construction¹	8	\$ -	\$ -	\$ 203,328.00	\$ -	\$ -	\$ -	\$ -	\$ -	\$ -	\$ -	\$ -	\$ -	\$ -	\$ 203,328
Right of Way Acquisition	9	\$ -	\$ -	\$ -	\$ -	\$ -	\$ -	\$ -	\$ -	\$ -	\$ -	\$ -	\$ -	\$ -	\$ -
Total Construction & Right-of-Way	10	\$ -	\$ -	\$ 203,328.00	\$ -	\$ -	\$ -	\$ -	\$ -	\$ -	\$ -	\$ -	\$ -	\$ -	\$ 203,328
Maintenance															
Patching	11	\$ 12,587.00	\$ -	\$ -	\$ -	\$ -	\$ -	\$ -	\$ -	\$ -	\$ -	\$ -	\$ -	\$ -	\$ 12,587
Overlay & Sealing	12	\$ 99,460.00	\$ -	\$ -	\$ -	\$ -	\$ -	\$ 365,169.80	\$ 11,899.10	\$ -	\$ -	\$ -	\$ -	\$ -	\$ 476,529
Street Lights & Traffic Signals	13	\$ 164,117.00	\$ -	\$ -	\$ -	\$ -	\$ -	\$ -	\$ -	\$ -	\$ -	\$ -	\$ -	\$ -	\$ 164,117
Storm Damage	14	\$ -	\$ -	\$ -	\$ -	\$ -	\$ -	\$ -	\$ -	\$ -	\$ -	\$ -	\$ -	\$ -	\$ -
Other Street Purpose Maintenance	15	\$ 192,254.00	\$ -	\$ -	\$ -	\$ -	\$ -	\$ -	\$ -	\$ -	\$ -	\$ -	\$ -	\$ -	\$ 192,254
Total Maintenance¹	16	\$ 468,418.00	\$ -	\$ -	\$ -	\$ -	\$ -	\$ 365,169.80	\$ 11,899.10	\$ -	\$ -	\$ -	\$ -	\$ -	\$ 845,487
Other	17	\$ -	\$ -	\$ -	\$ -	\$ -	\$ -	\$ -	\$ -	\$ -	\$ -	\$ -	\$ -	\$ -	\$ -
GRAND TOTALS (Sum Lines 1, 10, 16, 17)	18	\$ 468,418	\$ -	\$ 203,328	\$ -	\$ -	\$ -	\$ 365,170	\$ 11,899	\$ -	\$ -	\$ -	\$ -	\$ -	\$ 1,048,815
Finance Director Confirmation	19	Any California State Constitution Article XIX streets and road eligible expenditure may be "counted" in local jurisdictions' calculation of MOE if the activity is supported (funded) by a local Jurisdictions' discretionary funds (e.g. general fund). The California State Controller also provides useful information on Article XIX and the Streets and Highways Code eligible expenditures in its "Guidelines Relating to Gas Tax Expenditures for Cities and Counties". I have reviewed and am aware of these guidelines and their applicability in calculating and reporting on Maintenance of Effort expenditures. Finance Director initial: <u> RH </u>													

¹ Includes direct charges for staff time
² Other M2 includes A-M, R,S,T,U,V, and W
+ Transportation related only
* Please provide a specific description

Legend

Project	Description
A-M	Freeway Projects
O	Regional Capacity Program (RCP)
P	Regional Traffic Signal Synchronization Program (RTSSP)
Q	Local Fair Share
R	High Frequency Metrolink Service
S	Transit Extensions to Metrolink
T	Convert Metrolink Station(s) to Regional Gateways that connect Orange County with High-Speed Rail Systems
U	Senior Mobility Program or Senior Non-Emergency Medical Program
V	Community Based Transit/Circulators
W	Safe Transit Stops
X	Environmental Cleanup Program (Water Quality)

M2 Expenditure Report
Fiscal Year Ended June 30, 2023

I hereby certify that:

X All the information attached herein and included in schedules 1 through 4 is true and accurate to the best of my knowledge;

X The interest earned on Net Revenues allocated pursuant to the Ordinance shall be expended only for those purposes for which the Net Revenues were allocated;

X The City of La Palma is aware of the State Controller’s “Guidelines Relating to Gas Tax Expenditures for Cities and Counties”, which is a guide for determining MOE Expenditures for M2 Eligibility purposes;

X The City’s Expenditure Report is in compliance with direction provided in the State Controller’s “Guidelines Relating to Gas Tax Expenditures for Cities and Counties;” and


X The City of La Palma has expended in this fiscal year an amount of local discretionary funds for streets and roads purposes at least equal to or exceeding the FY 2022-23 MOE benchmark dollar amount¹¹.

Ryan Hallett Hinton

Administrative Services Director (Print Name)

11/7/23

Date



Signature

¹¹ Jurisdictions are encouraged to submit MOE eligible expenditures higher than their MOE benchmark, so that should certain expenses be ruled ineligible during an MOE audit, the local jurisdiction still has sufficient MOE expenditures to demonstrate continued achievement of the MOE benchmark.

RESOLUTION NO. 2023-37

**A RESOLUTION OF THE CITY COUNCIL OF THE CITY
OF LA PALMA CONCERNING THE MEASURE M2 (M2)
EXPENDITURE REPORT FOR THE CITY OF LA PALMA**

WHEREAS, local jurisdictions are required to meet eligibility requirements and submit eligibility verification packages to Orange County Transportation Authority (OCTA) in order to remain eligible to receive M2 funds; and

WHEREAS, local jurisdictions are required to adopt an annual M2 Expenditure Report as part of one of the eligibility requirements; and

WHEREAS, local jurisdictions are required to account for Net Revenues, developer/traffic impact fees, and funds expended by local jurisdiction in the M2 Expenditure Report that satisfy the Maintenance of Effort requirements; and

WHEREAS, the M2 Expenditure Report shall include all Net Revenue fund balances, interest earned and expenditures identified by type and program or project; and

WHEREAS, the M2 Expenditure Report must be adopted and submitted to the OCTA each year within six months of the end of the local jurisdiction's fiscal year to be eligible to receive Net Revenues as part of M2.


NOW, THEREFORE, BE IT RESOLVED that the City Council for the City of La Palma does hereby inform OCTA that:

- a) The M2 Expenditure Report is in conformance with the template provided in the Measure M2 Eligibility Guidelines and accounts for Net Revenues including interest earned, expenditures during the fiscal year and balances at the end of fiscal year.
- b) The M2 Expenditure Report is hereby adopted by the City of La Palma.
- c) The City of La Palma Administrative Services Director is hereby authorized to sign and submit the M2 Expenditure Report to OCTA for the fiscal year ended June 30, 2023.

PASSED, APPROVED AND ADOPTED by the City Council of the City of La Palma at a regular meeting held on the 7th day of November, 2023.


Debbie Baker
Mayor

ATTEST:


Kimberly Kenney, CMC
City Clerk

STATE OF CALIFORNIA)
COUNTY OF ORANGE) SS.
CITY OF LA PALMA)

I, KIMBERLY KENNEY, City Clerk of the City of La Palma, California, DO HEREBY CERTIFY that the foregoing Resolution was adopted by the City Council of said City at a regular meeting of said City Council held on the 7th day of November, 2023, and that it was so adopted by called vote as follows:

AYES: Baker, Conklin, Goodman, Patel, and Waldman

NOES: None



Kimberly Kenney, CMC
City Clerk



Orange County Transportation Authority

M2 Fact Sheet

City of Laguna Beach

Fiscal Year Ended June 30, 2023

Council Action 12/12/2023

Signed Resolution Yes

Revised Final Report? No

	<u>Actual</u>	<u>Benchmark</u>
MOE Expenditures	\$8,956,032	\$1,806,353

Project	Beginning Balance A	Revenues Claimed B	Expenditures C	Ending Balance D	Verify A+B-C-D
M2 Fairshare	0	582,807	582,807	0	0
M2 Fairshare Interest	0	5,491	5,491	0	0
M2 CTFP (Project O)	-15,108	0	0	-15,108	0
M2 CTFP (Project O) Interest	0	0	0	0	0
SMP or Senior Non-Emergency Medical	35,545	54,868	35,000	55,413	0
SMP or Senior Non-Emergency Medical Interest	0	0	0	0	0
Community Based Transit/Circulators	-600,501	549,789	903,526	-954,238	0
Community Based Transit/Circulators Interest	0	0	0	0	0
Water Quality Program (Project X)	0	0	0	0	0
Water Quality Program (Project X) Interest	0	0	0	0	0
Grand Total	-580,064	1,192,955	1,526,824	-913,933	0

Last External Auditor Review: LFS: 2022; SMP: 2023

M2 Expenditure Report

Fiscal Year Ended June 30, 2023

Beginning and Ending Balances

Description	Line No.	Amount	Interest
Balances at Beginning of Fiscal Year			
A-M Freeway Projects	1	-	-
O Regional Capacity Program (RCP)	2	(15,108)	-
P Regional Traffic Signal Synchronization Program (RTSSP)	3	-	-
Q Local Fair Share	4	-	-
R High Frequency Metrolink Service	5	-	-
S Transit Extensions to Metrolink	6	-	-
T Convert Metrolink Station(s) to Regional Gateways that connect Orange County with High-Speed Rail Systems	7	-	-
U Senior Mobility Program or Senior Non-Emergency Medical Program	8	35,545	-
V Community Based Transit/Circulators	9	(600,501)	-
W Safe Transit Stops	10	-	-
X Environmental Cleanup Program (Water Quality)	11	-	-
Other*	12	-	-
Balances at Beginning of Fiscal Year	13	(580,064)	-
Monies Made Available During Fiscal Year	14	1,187,464	5,491
Total Monies Available (Sum Lines 13 & 14)	15	607,400	5,491
Expenditures During Fiscal Year	16	1,521,334	5,491
Balances at End of Fiscal Year			
A-M Freeway Projects	17	-	-
O Regional Capacity Program (RCP)	18	(15,108)	-
P Regional Traffic Signal Synchronization Program (RTSSP)	19	-	-
Q Local Fair Share	20	-	-
R High Frequency Metrolink Service	21	-	-
S Transit Extensions to Metrolink	22	-	-
T Convert Metrolink Station(s) to Regional Gateways that connect Orange County with High-Speed Rail Systems	23	-	-
U Senior Mobility Program or Senior Non-Emergency Medical Program	24	55,413	-
V Community Based Transit/Circulators	25	(954,238)	-
W Safe Transit Stops	26	-	-
X Environmental Cleanup Program (Water Quality)	27	-	-
Other*	28	-	-

* Please provide a specific description

M2 Expenditure Report
Fiscal Year Ended June 30, 2023
Sources and Uses

Description	Line No.	Amount	Interest
Revenues:			
A-M Freeway Projects	1	-	-
O Regional Capacity Program (RCP)	2	-	-
P Regional Traffic Signal Synchronization Program (RTSSP)	3	-	-
Q Local Fair Share	4	582,807	5,491
R High Frequency Metrolink Service	5	-	-
S Transit Extensions to Metrolink	6	-	-
T Convert Metrolink Station(s) to Regional Gateways that connect Orange County with High-Speed Rail Systems	7	-	-
U Senior Mobility Program or Senior Non-Emergency Medical Program	8	54,868	-
V Community Based Transit/Circulators	9	549,789	-
W Safe Transit Stops	10	-	-
X Environmental Cleanup Program (Water Quality)	11	-	-
Other*	12	-	-
TOTAL REVENUES (Sum lines 1 to 12)	13	1,187,464	5,491
Expenditures:			
A-M Freeway Projects	14	-	-
O Regional Capacity Program (RCP)	15	-	-
P Regional Traffic Signal Synchronization Program (RTSSP)	16	-	-
Q Local Fair Share	17	582,807	5,491
R High Frequency Metrolink Service	18	-	-
S Transit Extensions to Metrolink	19	-	-
T Convert Metrolink Station(s) to Regional Gateways that connect Orange County with High-Speed Rail Systems	20	-	-
U Senior Mobility Program or Senior Non-Emergency Medical Program	21	35,000	-
V Community Based Transit/Circulators	22	903,526	-
W Safe Transit Stops	23	-	-
X Environmental Cleanup Program (Water Quality)	24	-	-
Other*	25	-	-
TOTAL EXPENDITURES (Sum lines 14 to 25)	26	1,521,334	5,491
TOTAL BALANCE (Subtract line 26 from 13)	27	(333,869)	-

* Please provide a specific description

M2 Expenditure Report
Fiscal Year Ended June 30, 2023
Streets and Roads Detailed Use of Funds

Type of Expenditure	Line No.	MOE	Developer / Impact Fees ⁺	O	O Interest	P	P Interest	Q	Q Interest	X	X Interest	Other M2 ²	Other M2 Interest	Other*	TOTAL
Indirect and/or Overhead	1	-	-	-	-	-	-	-	-	-	-	-	-	-	-
Construction & Right-of-Way															
New Street Construction	2	-	-	-	-	-	-	-	-	-	-	-	-	-	-
Street Reconstruction	3	3,765,210	-	-	-	-	-	-	-	-	-	-	-	-	3,765,210
Signals, Safety Devices, & Street Lights	4	-	-	-	-	-	-	-	-	-	-	-	-	-	-
Pedestrian Ways & Bikepaths	5	-	-	-	-	-	-	-	-	-	-	-	-	-	-
Storm Drains	6	55,981	-	-	-	-	-	-	-	-	-	-	-	-	55,981
Storm Damage	7	-	-	-	-	-	-	-	-	-	-	-	-	-	-
Total Construction¹	8	3,821,191	-	-	-	-	-	-	-	-	-	-	-	-	3,821,191
Right of Way Acquisition	9	-	-	-	-	-	-	-	-	-	-	-	-	-	-
Total Construction & Right-of-Way	10	3,821,191	-	-	-	-	-	-	-	-	-	-	-	-	3,821,191
Maintenance															
Patching	11	-	-	-	-	-	-	-	-	-	-	-	-	-	-
Overlay & Sealing	12	1,173,251	-	-	-	-	-	582,807	5,491	-	-	-	-	-	1,761,550
Street Lights & Traffic Signals	13	999,838	-	-	-	-	-	-	-	-	-	-	-	-	999,838
Storm Damage	14	-	-	-	-	-	-	-	-	-	-	-	-	-	-
Other Street Purpose Maintenance	15	2,961,752	-	-	-	-	-	-	-	-	-	-	-	-	2,961,752
Total Maintenance¹	16	5,134,841	-	-	-	-	-	-	-	-	-	-	-	-	5,134,841
Other	17	-	-	-	-	-	-	-	-	-	-	938,526	-	-	938,526
GRAND TOTALS (Sum Lines 1, 10, 16, 17)	18	8,956,032	-	-	-	-	-	582,807	5,491	-	-	938,526	-	-	9,894,559
Finance Director Confirmation	19	Any California State Constitution Article XIX streets and road eligible expenditure may be "counted" in local jurisdictions' calculation of MOE if the activity is supported (funded) by a local jurisdictions' discretionary funds (e.g. general fund). The California State Controller also provides useful information on Article XIX and the Streets and Highways Code eligible expenditures in its "Guidelines Relating to Gas Tax Expenditures for Cities and Counties". I have reviewed and am aware of these guidelines and their applicability in calculating and reporting on Maintenance of Effort expenditures. Finance Director initial: <u> <i>JW</i> </u>													

¹ Includes direct charges for staff time
² Other M2 includes A-M, R,S,T,U,V, and W
⁺ Transportation related only
^{*} Please provide a specific description

Legend

Project	Description
A-M	Freeway Projects
O	Regional Capacity Program (RCP)
P	Regional Traffic Signal Synchronization Program (RTSSP)
Q	Local Fair Share
R	High Frequency Metrolink Service
S	Transit Extensions to Metrolink
T	Convert Metrolink Station(s) to Regional Gateways that connect Orange County with High-Speed Rail Systems
U	Senior Mobility Program or Senior Non-Emergency Medical Program
V	Community Based Transit/Circulators
W	Safe Transit Stops
X	Environmental Cleanup Program (Water Quality)

**M2 Expenditure Report
Fiscal Year Ended June 30, 2023**

I hereby certify that:

- All the information attached herein and included in schedules 1 through 4 is true and accurate to the best of my knowledge;
- The interest earned on Net Revenues allocated pursuant to the Ordinance shall be expended only for those purposes for which the Net Revenues were allocated;
- The City/County of Laguna Beach is aware of the State Controller's "Guidelines Relating to Gas Tax Expenditures for Cities and Counties", which is a guide for determining MOE Expenditures for M2 Eligibility purposes;
- The City/County's Expenditure Report is in compliance with direction provided in the State Controller's "Guidelines Relating to Gas Tax Expenditures for Cities and Counties;" and
- The City/County of Laguna Beach has expended in this fiscal year an amount of local discretionary funds for streets and roads purposes at least equal to or exceeding the FY 2022-23 MOE benchmark dollar amount¹¹.

Julie Nemes
 Director of Finance & Technology (Julie Nemes)

12/19/2023
 Date

Julie Nemes
 Signature

¹¹ Jurisdictions are encouraged to submit MOE eligible expenditures higher than their MOE benchmark, so that should certain expenses be ruled ineligible during an MOE audit, the local jurisdiction still has sufficient MOE expenditures to demonstrate continued achievement of the MOE benchmark.

1
2
3
4
5
6
7
8
9
10
11
12
13
14
15
16
17
18
19
20
21
22
23
24
25
26
27
28

RESOLUTION NO. 23.078

**A RESOLUTION OF THE CITY COUNCIL OF THE CITY OF
LAGUNA BEACH, CALIFORNIA, CONCERNING THE
MEASURE M2 EXPENDITURE REPORT FOR THE CITY OF
LAGUNA BEACH**

WHEREAS, local jurisdictions are required to meet eligibility requirements and submit eligibility verification packages to Orange County Transportation Authority (OCTA) in order to remain eligible to receive M2 funds; and

WHEREAS, local jurisdictions are required to adopt an annual Expenditure Report as part of one of the eligibility requirements; and

WHEREAS, local jurisdictions are required to account for Net Revenues, developer/traffic impact fees, and funds expended by local jurisdiction in the Expenditure Report that satisfy the Maintenance of Effort requirements; and

WHEREAS, the M2 Expenditure Report shall include all Net Revenue fund balances, interest earned, and expenditures identified by type and program or project; and

WHEREAS, the M2 Expenditure Report must be adopted and submitted to the OCTA each year within six months of the end of the local jurisdiction's fiscal year to be eligible to receive Net Revenues as part of M2.

**NOW, THEREFORE, THE CITY COUNCIL OF THE CITY OF LAGUNA BEACH
DOES RESOLVE:**


SECTION 1. The M2 Expenditure Report is in conformance with the template provided in the Measure M2 Eligibility Guidelines and accounts for Net Revenues including interest earned, expenditures during the fiscal year and balances at the end of fiscal year.

SECTION 2. The M2 Expenditure Report is hereby adopted by the City of Laguna Beach.

SECTION 3. The City of Laguna Beach Director of Finance and Technology Services is hereby authorized to sign and submit the M2 Expenditure Report to OCTA for the fiscal year ending June 30, 2023.

1
2
3
4
5
6
7
8
9
10
11
12
13
14
15
16
17
18
19
20
21
22
23
24
25
26
27
28

ADOPTED this 12th day of December, 2023.



Sue Kempf, Mayor

ATTEST:


Cheryl Baldrige, Deputy City Clerk

I, Cheryl Baldrige, Deputy City Clerk of the City of Laguna Beach, certify that the foregoing Resolution No. 23.078 was duly adopted at a regular meeting of the City Council of said City held on December 12, 2023, by the following vote:

AYES: COUNCILMEMBERS: Orgill, Weiss, Whalen, Rounaghi, Kempf
NOES: COUNCILMEMBERS: None
ABSENT: COUNCILMEMBERS: None


Deputy City Clerk, City of Laguna Beach, California



Orange County Transportation Authority

M2 Fact Sheet

City of Laguna Hills

Fiscal Year Ended June 30, 2023

Council Action 11/14/2023

Signed Resolution Yes

Revised Final Report? No

	<u>Actual</u>	<u>Benchmark</u>
MOE Expenditures	\$843,649	\$331,579

Project	Beginning Balance A	Revenues Claimed B	Expenditures C	Ending Balance D	Verify A+B-C-D
M2 Fairshare	0	779,258	617,967	161,291	0
M2 Fairshare Interest	0	1,187	1,187	0	0
SMP or Senior Non-Emergency Medical	169,517	51,209	6,277	214,449	0
SMP or Senior Non-Emergency Medical Interest	0	5,023	5,023	0	0
Safe Transit Stops	0	35,000	35,000	0	0
Safe Transit Stops Interest	0	0	0	0	0
Water Quality Program (Project X)	200,000	199,980	399,980	0	0
Water Quality Program (Project X) Interest	0	0	0	0	0
Other	1,813	0	1,813	0	0
Other Interest	0	0	0	0	0
Grand Total	371,330	1,071,657	1,067,247	375,740	0

Last External Auditor Review: 2020; SMP: 2020

M2 Expenditure Report

Fiscal Year Ended June 30, 2023

Beginning and Ending Balances

Description	Line No.	Amount	Interest
Balances at Beginning of Fiscal Year			
A-M Freeway Projects	1	\$ -	\$ -
O Regional Capacity Program (RCP)	2	\$ -	\$ -
P Regional Traffic Signal Synchronization Program (RTSSP)	3	\$ -	\$ -
Q Local Fair Share	4	\$ -	\$ -
R High Frequency Metrolink Service	5	\$ -	\$ -
S Transit Extensions to Metrolink	6	\$ -	\$ -
T Convert Metrolink Station(s) to Regional Gateways that connect Orange County with High-Speed Rail Systems	7	\$ -	\$ -
U Senior Mobility Program or Senior Non-Emergency Medical Program	8	\$ 169,517	\$ -
V Community Based Transit/Circulators	9	\$ -	\$ -
W Safe Transit Stops	10	\$ -	\$ -
X Environmental Cleanup Program (Water Quality)	11	\$ 200,000	\$ -
Other*	12	\$ 1,813	\$ -
Balances at Beginning of Fiscal Year	13	\$ 371,330	\$ -
Monies Made Available During Fiscal Year	14	\$ 1,065,447	\$ 6,210
Total Monies Available (Sum Lines 13 & 14)	15	\$ 1,436,777	\$ 6,210
Expenditures During Fiscal Year	16	\$ 1,061,037	\$ 6,210
Balances at End of Fiscal Year			
A-M Freeway Projects	17	\$ -	\$ -
O Regional Capacity Program (RCP)	18	\$ -	\$ -
P Regional Traffic Signal Synchronization Program (RTSSP)	19	\$ -	\$ -
Q Local Fair Share	20	\$ 161,291	\$ -
R High Frequency Metrolink Service	21	\$ -	\$ -
S Transit Extensions to Metrolink	22	\$ -	\$ -
T Convert Metrolink Station(s) to Regional Gateways that connect Orange County with High-Speed Rail Systems	23	\$ -	\$ -
U Senior Mobility Program or Senior Non-Emergency Medical Program	24	\$ 214,449	\$ -
V Community Based Transit/Circulators	25	\$ -	\$ -
W Safe Transit Stops	26	\$ -	\$ -
X Environmental Cleanup Program (Water Quality)	27	\$ -	\$ -
Other*	28	\$ -	\$ -

* Orange County TDA Backfill

U - Beginning Balance - Includes \$14,991 of prior years adjustment.
Adjustment is necessary to correctly state ending fund balance at June 30, 2023 on Schedule 1


M2 Expenditure Report
Fiscal Year Ended June 30, 2023
Sources and Uses

Description	Line No.	Amount	Interest
Revenues:			
A-M Freeway Projects	1	\$ -	\$ -
O Regional Capacity Program (RCP)	2	\$ -	\$ -
P Regional Traffic Signal Synchronization Program (RTSSP)	3	\$ -	\$ -
Q Local Fair Share	4	\$ 779,258	\$ 1,187
R High Frequency Metrolink Service	5	\$ -	\$ -
S Transit Extensions to Metrolink	6	\$ -	\$ -
T Convert Metrolink Station(s) to Regional Gateways that connect Orange County with High-Speed Rail Systems	7	\$ -	\$ -
U Senior Mobility Program or Senior Non-Emergency Medical Program	8	\$ 51,209	\$ 5,023
V Community Based Transit/Circulators	9	\$ -	\$ -
W Safe Transit Stops	10	\$ 35,000	\$ -
X Environmental Cleanup Program (Water Quality)	11	\$ 199,980	\$ -
Other*	12	\$ -	\$ -
TOTAL REVENUES (Sum lines 1 to 12)	13	\$ 1,065,447	\$ 6,210
Expenditures:			
A-M Freeway Projects	14	\$ -	\$ -
O Regional Capacity Program (RCP)	15	\$ -	\$ -
P Regional Traffic Signal Synchronization Program (RTSSP)	16	\$ -	\$ -
Q Local Fair Share	17	\$ 617,967	\$ 1,187
R High Frequency Metrolink Service	18	\$ -	\$ -
S Transit Extensions to Metrolink	19	\$ -	\$ -
T Convert Metrolink Station(s) to Regional Gateways that connect Orange County with High-Speed Rail Systems	20	\$ -	\$ -
U Senior Mobility Program or Senior Non-Emergency Medical Program	21	\$ 6,277	\$ 5,023
V Community Based Transit/Circulators	22	\$ -	\$ -
W Safe Transit Stops	23	\$ 35,000	\$ -
X Environmental Cleanup Program (Water Quality)	24	\$ 399,980	\$ -
Other*	25	\$ 1,813	\$ -
TOTAL EXPENDITURES (Sum lines 14 to 25)	26	\$ 1,061,037	\$ 6,210
TOTAL BALANCE (Subtract line 26 from 13)	27	\$ 4,410	\$ -

* Orange County TDA Backfill

X - Expenditure - Includes \$199,980 of 22/23 Water Quality expenditures and \$200,000 of prior year adjustment. Adjustment is necessary to correctly state ending fund balance at June 30, 2023 on Schedule 1

M2 Expenditure Report
Fiscal Year Ended June 30, 2023
Streets and Roads Detailed Use of Funds

Type of Expenditure	Line No.	MOE	Developer / Impact Fees ⁺	O	O Interest	P	P Interest	Q	Q Interest	X	X Interest	Other M2 ²	Other M2 Interest	Other*	TOTAL
Indirect and/or Overhead	1	\$ -	\$ -	\$ -	\$ -	\$ -	\$ -	\$ -	\$ -	\$ -	\$ -	\$ -	\$ -	\$ -	\$ -
Construction & Right-of-Way															
New Street Construction	2	\$ -	\$ -	\$ -	\$ -	\$ -	\$ -	\$ -	\$ -	\$ -	\$ -	\$ -	\$ -	\$ -	\$ -
Street Reconstruction	3	\$ -	\$ -	\$ -	\$ -	\$ -	\$ -	\$ -	\$ -	\$ -	\$ -	\$ -	\$ -	\$ -	\$ -
Signals, Safety Devices, & Street Lights	4	\$ -	\$ -	\$ -	\$ -	\$ -	\$ -	\$ -	\$ -	\$ -	\$ -	\$ -	\$ -	\$ -	\$ -
Pedestrian Ways & Bikepaths	5	\$ -	\$ -	\$ -	\$ -	\$ -	\$ -	\$ -	\$ -	\$ -	\$ -	\$ 35,000	\$ -	\$ -	\$ 35,000
Storm Drains	6	\$ -	\$ -	\$ -	\$ -	\$ -	\$ -	\$ -	\$ -	\$ 399,980	\$ -	\$ -	\$ -	\$ -	\$ 399,980
Storm Damage	7	\$ -	\$ -	\$ -	\$ -	\$ -	\$ -	\$ -	\$ -	\$ -	\$ -	\$ -	\$ -	\$ -	\$ -
Total Construction¹	8	\$ -	\$ -	\$ -	\$ -	\$ -	\$ -	\$ -	\$ -	\$ 399,980	\$ -	\$ 35,000	\$ -	\$ -	\$ 434,980
Right of Way Acquisition	9	\$ -	\$ -	\$ -	\$ -	\$ -	\$ -	\$ -	\$ -	\$ -	\$ -	\$ -	\$ -	\$ -	\$ -
Total Construction & Right-of-Way	10	\$ -	\$ -	\$ -	\$ -	\$ -	\$ -	\$ -	\$ -	\$ 399,980	\$ -	\$ 35,000	\$ -	\$ -	\$ 434,980
Maintenance															
Patching	11	\$ -	\$ -	\$ -	\$ -	\$ -	\$ -	\$ -	\$ -	\$ -	\$ -	\$ -	\$ -	\$ -	\$ -
Overlay & Sealing	12	\$ -	\$ -	\$ -	\$ -	\$ -	\$ -	\$ -	\$ -	\$ -	\$ -	\$ -	\$ -	\$ -	\$ -
Street Lights & Traffic Signals	13	\$ 795,039	\$ -	\$ -	\$ -	\$ -	\$ -	\$ -	\$ -	\$ -	\$ -	\$ -	\$ -	\$ -	\$ 795,039
Storm Damage	14	\$ -	\$ -	\$ -	\$ -	\$ -	\$ -	\$ -	\$ -	\$ -	\$ -	\$ -	\$ -	\$ -	\$ -
Other Street Purpose Maintenance	15	\$ 48,609	\$ -	\$ -	\$ -	\$ -	\$ -	617,967	1,187	-	-	6,277	5,023	1,813	\$ 680,876
Total Maintenance¹	16	\$ 843,649	\$ -	\$ -	\$ -	\$ -	\$ -	617,967	1,187	-	-	6,277	5,023	1,813	\$ 1,475,916
Other	17	\$ -	\$ -	\$ -	\$ -	\$ -	\$ -	\$ -	\$ -	\$ -	\$ -	\$ -	\$ -	\$ -	\$ -
GRAND TOTALS (Sum Lines 1, 10, 16, 17)	18	\$ 843,649	\$ -	\$ -	\$ -	\$ -	\$ -	\$ 617,967	\$ 1,187	\$ 399,980	\$ -	\$ 41,277	\$ 5,023	\$ 1,813	\$ 1,910,896
Finance Director Confirmation	19	Any California State Constitution Article XIX streets and road eligible expenditure may be "counted" in local jurisdictions' calculation of MOE if the activity is supported (funded) by a local jurisdictions' discretionary funds (e.g. general fund). The California State Controller also provides useful information on Article XIX and the Streets and Highways Code eligible expenditures in its "Guidelines Relating to Gas Tax Expenditures for Cities and Counties". I have reviewed and am aware of these guidelines and their applicability in calculating and reporting on Maintenance of Effort expenditures. Finance Director initial: 													

¹ Includes direct charges for staff time
² Other M2 includes A-M, R,S,T,U,V, and W
 + Transportation related only
 * Orange County TDA Backfill

Project	Description
A-M	Freeway Projects
O	Regional Capacity Program (RCP)
P	Regional Traffic Signal Synchronization Program (RTSSP)
Q	Local Fair Share
R	High Frequency Metrolink Service
S	Transit Extensions to Metrolink
T	Convert Metrolink Station(s) to Regional Gateways that connect Orange County with High-Speed Rail Systems
U	Senior Mobility Program or Senior Non-Emergency Medical Program
V	Community Based Transit/Circulators
W	Safe Transit Stops
X	Environmental Cleanup Program (Water Quality)

M2 Expenditure Report Fiscal Year Ended June 30, 2023

I hereby certify that:

- All the information attached herein and included in schedules 1 through 4 is true and accurate to the best of my knowledge;
- The interest earned on Net Revenues allocated pursuant to the Ordinance shall be expended only for those purposes for which the Net Revenues were allocated;
- The City of Laguna Hills is aware of the State Controller’s “Guidelines Relating to Gas Tax Expenditures for Cities and Counties”, which is a guide for determining MOE Expenditures for M2 Eligibility purposes;
- The City’s Expenditure Report is in compliance with direction provided in the State Controller’s “Guidelines Relating to Gas Tax Expenditures for Cities and Counties;” and
- The City of Laguna Hills has expended in this fiscal year an amount of local discretionary funds for streets and roads purposes at least equal to or exceeding the FY 2022-23 MOE benchmark dollar amount¹¹.

Eric Hendrickson

Director of Finance (Print Name)

11/2/2023

Date

Eric Hendrickson

Signature

¹¹ Jurisdictions are encouraged to submit MOE eligible expenditures higher than their MOE benchmark, so that should certain expenses be ruled ineligible during an MOE audit, the local jurisdiction still has sufficient MOE expenditures to demonstrate continued achievement of the MOE benchmark.

Attachment: Measure M2 Expenditure Report FY22/23 (3351 : Measure M2 Expenditure Report FY 2022/2023)

RESOLUTION NO. 2023-11-14-2

A RESOLUTION OF THE CITY COUNCIL OF THE CITY OF LAGUNA HILLS, CALIFORNIA, CONCERNING THE MEASURE M2 (M2) EXPENDITURE REPORT FOR THE CITY OF LAGUNA HILLS FOR FISCAL YEAR ENDED JUNE 30, 2023

The City Council of the City of Laguna Hills, California, hereby finds, determines declares, and resolves as follows:

WHEREAS, local jurisdictions are required to meet eligibility requirements and submit eligibility verification packages to the Orange County Transportation Authority (OCTA) in order to remain eligible to receive M2 funds; and

WHEREAS, local jurisdictions are required to adopt an annual M2 Expenditure Report as part of one of the eligibility requirements; and

WHEREAS, local jurisdictions are required to account for Net Revenues, developer/traffic impact fees, and funds expended by local jurisdiction in the M2 Expenditure Report that satisfy the Maintenance of Effort requirements; and

WHEREAS, the M2 Expenditure Report shall include all Net Revenue fund balances, interest earned and expenditures identified by type and program or project; and

WHEREAS, the M2 Expenditure Report must be adopted and submitted to the OCTA each year within six months of the end of the local jurisdiction's fiscal year to be eligible to receive Net Revenues as part of M2.

NOW, THEREFORE, BE IT RESOLVED THAT THE CITY COUNCIL OF THE CITY OF LAGUNA HILLS, CALIFORNIA, DOES HEREBY INFORM OCTA THAT:

- a) The M2 Expenditure Report is in conformance with the template provided in the Measure M2 Eligibility Guidelines and accounts for Net Revenues including interest earned, expenditures during the fiscal year, and balances at the end of fiscal year.
- b) The M2 Expenditure Report is hereby adopted by the City of Laguna Hills.
- c) The City of Laguna Hills Finance Director is hereby authorized to sign and submit the M2 Expenditure Report to OCTA for the fiscal year ending June 30, 2023.

PASSED, APPROVED, AND ADOPTED this 14th day of November 2023.



JANINE HEFT, MAYOR

ATTEST:



JENNIFER LEE, CITY CLERK

STATE OF CALIFORNIA)
COUNTY OF ORANGE) ss
CITY OF LAGUNA HILLS)

I, Jennifer Lee, City Clerk of the City of Laguna Hills, California, DO HEREBY CERTIFY that the foregoing is a true and correct copy of Resolution No. 2023-11-14-2 adopted by the City Council of the City of Laguna Hills, California, at a Regular Meeting thereof held on the 14th day of November 2023, by the following vote:

AYES: Council Members Caskey, Pezold, Sweeney, Mayor Pro Tempore Wheeler, and Mayor Heft

NOES: None

ABSENT: None

ABSTAIN: None

(SEAL)



JENNIFER LEE, CITY CLERK



Orange County Transportation Authority

M2 Fact Sheet

City of Laguna Niguel

Fiscal Year Ended June 30, 2023

Council Action 12/19/2023

Signed Resolution Yes

Revised Final Report? No

	<u>Actual</u>	<u>Benchmark</u>
MOE Expenditures	\$1,363,028	\$908,566

Project	Beginning Balance A	Revenues Claimed B	Expenditures C	Ending Balance D	Verify A+B-C-D
M2 Fairshare	2,403,482	1,535,200	679,843	3,258,839	0
M2 Fairshare Interest	0	5,383	5,383	0	0
M2 CTFP (Project O)	-174,661	0	0	-174,661	0
M2 CTFP (Project O) Interest	0	0	0	0	0
SMP or Senior Non-Emergency Medical	393,983	107,763	73,367	428,378	0
SMP or Senior Non-Emergency Medical Interest	0	678	678	0	0
Community Based Transit/Circulators	-75,087	0	185,267	-260,354	0
Community Based Transit/Circulators Interest	0	0	0	0	0
Water Quality Program (Project X)	0	0	0	0	0
Water Quality Program (Project X) Interest	0	0	0	0	0
Grand Total	2,547,717	1,649,024	944,538	3,252,203	0

Last External Auditor Review: 2021; SMP: 2017

M2 Expenditure Report

Fiscal Year Ended June 30, 2023

Beginning and Ending Balances

Description	Line No.	Amount	Interest
Balances at Beginning of Fiscal Year			
A-M Freeway Projects	1	\$ -	\$ -
O Regional Capacity Program (RCP)	2	\$ (174,661.00)	\$ -
P Regional Traffic Signal Synchronization Program (RTSSP)	3	\$ -	\$ -
Q Local Fair Share	4	\$ 2,403,482.00	\$ -
R High Frequency Metrolink Service	5	\$ -	\$ -
S Transit Extensions to Metrolink	6	\$ -	\$ -
T Convert Metrolink Station(s) to Regional Gateways that connect Orange County with High-Speed Rail Systems	7	\$ -	\$ -
U Senior Mobility Program or Senior Non-Emergency Medical Program	8	\$ 393,983.00	\$ -
V Community Based Transit/Circulators	9	\$ (75,087.00)	\$ -
W Safe Transit Stops	10	\$ -	\$ -
X Environmental Cleanup Program (Water Quality)	11	\$ -	\$ -
Other*	12	\$ -	\$ -
Balances at Beginning of Fiscal Year	13	\$ 2,547,717.00	\$ -
Monies Made Available During Fiscal Year	14	\$ 1,642,962.00	\$ 6,061
Total Monies Available (Sum Lines 13 & 14)	15	\$ 4,190,679.00	\$ 6,061
Expenditures During Fiscal Year	16	\$ 938,477.00	\$ 6,061
Balances at End of Fiscal Year			
A-M Freeway Projects	17	\$ -	\$ -
O Regional Capacity Program (RCP)	18	\$ (174,661.00)	\$ -
P Regional Traffic Signal Synchronization Program (RTSSP)	19	\$ -	\$ -
Q Local Fair Share	20	\$ 3,258,839.00	\$ -
R High Frequency Metrolink Service	21	\$ -	\$ -
S Transit Extensions to Metrolink	22	\$ -	\$ -
T Convert Metrolink Station(s) to Regional Gateways that connect Orange County with High-Speed Rail Systems	23	\$ -	\$ -
U Senior Mobility Program or Senior Non-Emergency Medical Program	24	\$ 428,378.00	\$ -
V Community Based Transit/Circulators	25	\$ (260,354.00)	\$ -
W Safe Transit Stops	26	\$ -	\$ -
X Environmental Cleanup Program (Water Quality)	27	\$ -	\$ -
Other*	28	\$ -	\$ -

* Please provide a specific description

M2 Expenditure Report

Fiscal Year Ended June 30, 2023

Sources and Uses

Description	Line No.	Amount	Interest
Revenues:			
A-M Freeway Projects	1	\$ -	\$ -
O Regional Capacity Program (RCP)	2	\$ -	\$ -
P Regional Traffic Signal Synchronization Program (RTSSP)	3	\$ -	\$ -
Q Local Fair Share	4	\$ 1,535,200	\$ 5,383
R High Frequency Metrolink Service	5	\$ -	\$ -
S Transit Extensions to Metrolink	6	\$ -	\$ -
T Convert Metrolink Station(s) to Regional Gateways that connect Orange County with High-Speed Rail Systems	7	\$ -	\$ -
U Senior Mobility Program or Senior Non-Emergency Medical Program	8	\$ 107,762	\$ 678
V Community Based Transit/Circulators	9	\$ -	\$ -
W Safe Transit Stops	10	\$ -	\$ -
X Environmental Cleanup Program (Water Quality)	11	\$ -	\$ -
Other*	12	\$ -	\$ -
TOTAL REVENUES (Sum lines 1 to 12)	13	\$ 1,642,962	\$ 6,061
Expenditures:			
A-M Freeway Projects	14	\$ -	\$ -
O Regional Capacity Program (RCP)	15	\$ -	\$ -
P Regional Traffic Signal Synchronization Program (RTSSP)	16	\$ -	\$ -
Q Local Fair Share	17	\$ 679,843	\$ 5,383
R High Frequency Metrolink Service	18	\$ -	\$ -
S Transit Extensions to Metrolink	19	\$ -	\$ -
T Convert Metrolink Station(s) to Regional Gateways that connect Orange County with High-Speed Rail Systems	20	\$ -	\$ -
U Senior Mobility Program or Senior Non-Emergency Medical Program	21	\$ 73,367	\$ 678
V Community Based Transit/Circulators	22	\$ 185,267	\$ -
W Safe Transit Stops	23	\$ -	\$ -
X Environmental Cleanup Program (Water Quality)	24	\$ -	\$ -
Other*	25	\$ -	\$ -
TOTAL EXPENDITURES (Sum lines 14 to 25)	26	\$ 938,477	\$ 6,061
TOTAL BALANCE (Subtract line 26 from 13)	27	\$ 704,485	\$ -

* Please provide a specific description

M2 Expenditure Report
Fiscal Year Ended June 30, 2023
Streets and Roads Detailed Use of Funds

Type of Expenditure	Line No.	MOE	Developer / Impact Fees ⁺	O	O Interest	P	P Interest	Q	Q Interest	X	X Interest	Other M2 ²	Other M2 Interest	Other*	TOTAL
Indirect and/or Overhead	1	\$ -	\$ -	\$ -	\$ -	\$ -	\$ -	\$ -	\$ -	\$ -	\$ -	\$ 8,414	\$ -	\$ -	\$ 8,414
Construction & Right-of-Way															
New Street Construction	2	\$ -	\$ -	\$ -	\$ -	\$ -	\$ -	\$ -	\$ -	\$ -	\$ -	\$ -	\$ -	\$ -	\$ -
Street Reconstruction	3	\$ -	\$ -	\$ -	\$ -	\$ -	\$ -	\$ 679,843.00	\$ 5,383.00	\$ -	\$ -	\$ -	\$ -	\$ -	\$ 685,226
Signals, Safety Devices, & Street Lights	4	\$ -	\$ -	\$ -	\$ -	\$ -	\$ -	\$ -	\$ -	\$ -	\$ -	\$ -	\$ -	\$ -	\$ -
Pedestrian Ways & Bikepaths	5	\$ -	\$ -	\$ -	\$ -	\$ -	\$ -	\$ -	\$ -	\$ -	\$ -	\$ -	\$ -	\$ -	\$ -
Storm Drains	6	\$ -	\$ -	\$ -	\$ -	\$ -	\$ -	\$ -	\$ -	\$ -	\$ -	\$ -	\$ -	\$ -	\$ -
Storm Damage	7	\$ -	\$ -	\$ -	\$ -	\$ -	\$ -	\$ -	\$ -	\$ -	\$ -	\$ -	\$ -	\$ -	\$ -
Total Construction¹	8	\$ -	\$ -	\$ -	\$ -	\$ -	\$ -	\$ 679,843.00	\$ 5,383.00	\$ -	\$ -	\$ -	\$ -	\$ -	\$ 685,226
Right of Way Acquisition	9	\$ -	\$ -	\$ -	\$ -	\$ -	\$ -	\$ -	\$ -	\$ -	\$ -	\$ -	\$ -	\$ -	\$ -
Total Construction & Right-of-Way	10	\$ -	\$ -	\$ -	\$ -	\$ -	\$ -	\$ 679,843.00	\$ 5,383.00	\$ -	\$ -	\$ -	\$ -	\$ -	\$ 685,226
Maintenance															
Patching	11	\$ -	\$ -	\$ -	\$ -	\$ -	\$ -	\$ -	\$ -	\$ -	\$ -	\$ -	\$ -	\$ -	\$ -
Overlay & Sealing	12	\$ -	\$ -	\$ -	\$ -	\$ -	\$ -	\$ -	\$ -	\$ -	\$ -	\$ -	\$ -	\$ -	\$ -
Street Lights & Traffic Signals	13	\$ -	\$ -	\$ -	\$ -	\$ -	\$ -	\$ -	\$ -	\$ -	\$ -	\$ -	\$ -	\$ -	\$ -
Storm Damage	14	\$ -	\$ -	\$ -	\$ -	\$ -	\$ -	\$ -	\$ -	\$ -	\$ -	\$ -	\$ -	\$ -	\$ -
Other Street Purpose Maintenance	15	\$ 1,363,028.00	\$ -	\$ -	\$ -	\$ -	\$ -	\$ -	\$ -	\$ -	\$ -	\$ 250,220.00	\$ 678.00	\$ -	\$ 1,613,926
Total Maintenance¹	16	\$ 1,363,028.00	\$ -	\$ -	\$ -	\$ -	\$ -	\$ -	\$ -	\$ -	\$ -	\$ 250,220.00	\$ 678.00	\$ -	\$ 1,613,926
Other	17	\$ -	\$ -	\$ -	\$ -	\$ -	\$ -	\$ -	\$ -	\$ -	\$ -	\$ -	\$ -	\$ -	\$ -
GRAND TOTALS (Sum Lines 1, 10, 16, 17)	18	\$ 1,363,028	\$ -	\$ -	\$ -	\$ -	\$ -	\$ 679,843	\$ 5,383	\$ -	\$ -	\$ 258,634	\$ 678	\$ -	\$ 2,307,566
Finance Director Confirmation	19	Any California State Constitution Article XIX streets and road eligible expenditure may be "counted" in local jurisdictions' calculation of MOE if the activity is supported (funded) by a local jurisdictions' discretionary funds (e.g. general fund). The California State Controller also provides useful information on Article XIX and the Streets and Highways Code eligible expenditures in its "Guidelines Relating to Gas Tax Expenditures for Cities and Counties". I have reviewed and am aware of these guidelines and their applicability in calculating and reporting on Maintenance of Effort expenditures. Finance Director initial: TA													

¹ Includes direct charges for staff time
² Other M2 includes A-M, R,S,T,U,V, and W
⁺ Transportation related only
^{*} Please provide a specific description

Legend

Project	Description
A-M	Freeway Projects
O	Regional Capacity Program (RCP)
P	Regional Traffic Signal Synchronization Program (RTSSP)
Q	Local Fair Share
R	High Frequency Metrolink Service
S	Transit Extensions to Metrolink
T	Convert Metrolink Station(s) to Regional Gateways that connect Orange County with High-Speed Rail Systems
U	Senior Mobility Program or Senior Non-Emergency Medical Program
V	Community Based Transit/Circulators
W	Safe Transit Stops
X	Environmental Cleanup Program (Water Quality)

**M2 Expenditure Report
Fiscal Year Ended June 30, 2023**

I hereby certify that:

x All the information attached herein and included in schedules 1 through 4 is true and accurate to the best of my knowledge;

x The interest earned on Net Revenues allocated pursuant to the Ordinance shall be expended only for those purposes for which the Net Revenues were allocated;

x The City of Laguna Niguel is aware of the State Controller’s “Guidelines Relating to Gas Tax Expenditures for Cities and Counties”, which is a guide for determining MOE Expenditures for M2 Eligibility purposes;

x The City's Expenditure Report is in compliance with direction provided in the State Controller’s “Guidelines Relating to Gas Tax Expenditures for Cities and Counties;” and


x The City of Laguna Niguel has expended in this fiscal year an amount of local discretionary funds for streets and roads purposes at least equal to or exceeding the FY 2022-23 MOE benchmark dollar amount¹¹.

Trevor Agrelius

Director of Finance (Print Name)

12/14/2023

Date



Signature

¹¹ Jurisdictions are encouraged to submit MOE eligible expenditures higher than their MOE benchmark, so that should certain expenses be ruled ineligible during an MOE audit, the local jurisdiction still has sufficient MOE expenditures to demonstrate continued achievement of the MOE benchmark.

RESOLUTION NO. 2023-1458

**RESOLUTION OF THE CITY COUNCIL
OF THE CITY OF LAGUNA NIGUEL, CALIFORNIA,
ADOPTING THE MEASURE M2 EXPENDITURE REPORT
FOR FISCAL YEAR 2022-2023**

WHEREAS, local jurisdictions are required to meet eligibility requirements and submit eligibility verification packages to the Orange County Transportation Authority (OCTA) in order to remain eligible to receive M2 funds; and

WHEREAS, local jurisdictions are required to adopt an annual M2 Expenditure Report as part of one of the eligibility requirements; and

WHEREAS, local jurisdictions are required to account for Net Revenues, developer/traffic impact fees, and funds expended by local jurisdictions in the M2 Expenditure Report that satisfy the Maintenance of Effort requirements; and

WHEREAS, the M2 Expenditure Report shall include all Net Revenue fund balances, interest earned and expenditures identified by type and program or project; and

WHEREAS, the M2 Expenditure Report must be adopted and submitted to the OCTA each year within six months of the end of the local jurisdiction's fiscal year to be eligible to receive Net Revenues as part of M2.

NOW, THEREFORE, the City Council of the City of Laguna Niguel hereby resolves as follows:


1. The M2 Expenditure Report (attached as Exhibit 1) is in conformance with the template provided in the Measure M2 Eligibility Guidelines and accounts for Net Revenues including interest earned, expenditures during the fiscal year, and balances at the end of fiscal year.
2. The M2 Expenditure Report for Fiscal Year 2022-2023 is hereby adopted by the City of Laguna Niguel.
3. The City of Laguna Niguel Finance Director is hereby authorized to sign and submit the M2 Expenditure Report to OCTA for the fiscal year ending June 30, 2023.

PASSED, APPROVED AND ADOPTED this 19th day of December, 2023.



Kelly Jennings, Mayor

ATTEST:



Marissa J. Asistin
Deputy City Clerk

Exhibits

1. Annual Measure M2 Expenditure Report

CERTIFICATION

STATE OF CALIFORNIA)
COUNTY OF ORANGE)ss
CITY OF LAGUNA NIGUEL)


I, Marissa J. Asistin, CMC, City Clerk of the City of Laguna Niguel, California, do hereby certify that the foregoing is Resolution No. **2023-1458**, which was adopted at a regular meeting of the City Council, held on December 19, 2023, by the following vote:

AYES: Council Members Gennawey, Johns, Winstead; and Mayor Jennings.

NOES: None.

ABSTENTIONS: None.

ABSENT: Mayor Pro Tem Oddo.



Marissa J. Asistin, CMC, City Clerk
City of Laguna Niguel



Orange County Transportation Authority

M2 Fact Sheet

City of Laguna Woods

Fiscal Year Ended June 30, 2023

Council Action 12/20/2023

Signed Resolution Yes

Revised Final Report? No

	<u>Actual</u>	<u>Benchmark</u>
MOE Expenditures	\$134,770	\$104,578

Project	Beginning Balance A	Revenues Claimed B	Expenditures C	Ending Balance D	Verify A+B-C-D
M2 Fairshare	172,588	310,075	242,216	240,447	0
M2 Fairshare Interest	0	4,224	4,224	0	0
Regional Traffic Signal Synchronization Program	-3,110	0	0	-3,110	0
Regional Traffic Signal Synchronization Program Interest	1,035	0	0	1,035	0
SMP or Senior Non-Emergency Medical	113,472	125,228	20,277	218,423	0
SMP or Senior Non-Emergency Medical Interest	0	6,994	6,994	0	0
Grand Total	283,986	446,521	273,711	456,796	0

Last External Auditor Review: LFS: 2021; SMP: 2017

M2 Expenditure Report

Fiscal Year Ended June 30, 2023

Beginning and Ending Balances

Description	Line No.	Amount	Interest
Balances at Beginning of Fiscal Year			
A-M Freeway Projects	1	\$ -	\$ -
O Regional Capacity Program (RCP)	2	\$ -	\$ -
P Regional Traffic Signal Synchronization Program (RTSSP)	3	\$ (3,109.56)	\$ 1,035
Q Local Fair Share	4	\$ 172,588.46	\$ -
R High Frequency Metrolink Service	5	\$ -	\$ -
S Transit Extensions to Metrolink	6	\$ -	\$ -
T Convert Metrolink Station(s) to Regional Gateways that connect Orange County with High-Speed Rail Systems	7	\$ -	\$ -
U Senior Mobility Program or Senior Non-Emergency Medical Program	8	\$ 113,471.89	\$ -
V Community Based Transit/Circulators	9	\$ -	\$ -
W Safe Transit Stops	10	\$ -	\$ -
X Environmental Cleanup Program (Water Quality)	11	\$ -	\$ -
Other*	12	\$ -	\$ -
Balances at Beginning of Fiscal Year	13	\$ 282,950.79	\$ 1,035
Monies Made Available During Fiscal Year	14	\$ 435,302.88	\$ 11,217
Total Monies Available (Sum Lines 13 & 14)	15	\$ 718,253.67	\$ 12,252
Expenditures During Fiscal Year	16	\$ 262,493.04	\$ 11,217
Balances at End of Fiscal Year			
A-M Freeway Projects	17	\$ -	\$ -
O Regional Capacity Program (RCP)	18	\$ -	\$ -
P Regional Traffic Signal Synchronization Program (RTSSP)	19	\$ (3,109.56)	\$ 1,035
Q Local Fair Share	20	\$ 240,446.80	\$ -
R High Frequency Metrolink Service	21	\$ -	\$ -
S Transit Extensions to Metrolink	22	\$ -	\$ -
T Convert Metrolink Station(s) to Regional Gateways that connect Orange County with High-Speed Rail Systems	23	\$ -	\$ -
U Senior Mobility Program or Senior Non-Emergency Medical Program	24	\$ 218,423.39	\$ -
V Community Based Transit/Circulators	25	\$ -	\$ -
W Safe Transit Stops	26	\$ -	\$ -
X Environmental Cleanup Program (Water Quality)	27	\$ -	\$ -
Other*	28	\$ -	\$ -

* Please provide a specific description

M2 Expenditure Report
Fiscal Year Ended June 30, 2023
Sources and Uses

Description	Line No.	Amount	Interest
Revenues:			
A-M Freeway Projects	1	\$ -	\$ -
O Regional Capacity Program (RCP)	2	\$ -	\$ -
P Regional Traffic Signal Synchronization Program (RTSSP)	3	\$ -	\$ -
Q Local Fair Share	4	\$ 310,075	\$ 4,224
R High Frequency Metrolink Service	5	\$ -	\$ -
S Transit Extensions to Metrolink	6	\$ -	\$ -
T Convert Metrolink Station(s) to Regional Gateways that connect Orange County with High-Speed Rail Systems	7	\$ -	\$ -
U Senior Mobility Program or Senior Non-Emergency Medical Program	8	\$ 125,228	\$ 6,994
V Community Based Transit/Circulators	9	\$ -	\$ -
W Safe Transit Stops	10	\$ -	\$ -
X Environmental Cleanup Program (Water Quality)	11	\$ -	\$ -
Other*	12	\$ -	\$ -
TOTAL REVENUES (Sum lines 1 to 12)	13	\$ 435,303	\$ 11,217
Expenditures:			
A-M Freeway Projects	14	\$ -	\$ -
O Regional Capacity Program (RCP)	15	\$ -	\$ -
P Regional Traffic Signal Synchronization Program (RTSSP)	16	\$ -	\$ -
Q Local Fair Share	17	\$ 242,216	\$ 4,224
R High Frequency Metrolink Service	18	\$ -	\$ -
S Transit Extensions to Metrolink	19	\$ -	\$ -
T Convert Metrolink Station(s) to Regional Gateways that connect Orange County with High-Speed Rail Systems	20	\$ -	\$ -
U Senior Mobility Program or Senior Non-Emergency Medical Program	21	\$ 20,277	\$ 6,994
V Community Based Transit/Circulators	22	\$ -	\$ -
W Safe Transit Stops	23	\$ -	\$ -
X Environmental Cleanup Program (Water Quality)	24	\$ -	\$ -
Other*	25	\$ -	\$ -
TOTAL EXPENDITURES (Sum lines 14 to 25)	26	\$ 262,493	\$ 11,217
TOTAL BALANCE (Subtract line 26 from 13)	27	\$ 172,810	\$ -

* Please provide a specific description

M2 Expenditure Report
Fiscal Year Ended June 30, 2023
Streets and Roads Detailed Use of Funds

Type of Expenditure	Line No.	MOE	Developer / Impact Fees ⁺	O	O Interest	P	P Interest	Q	Q Interest	X	X Interest	Other M2 ²	Other M2 Interest	Other*	TOTAL
Indirect and/or Overhead	1	\$ -	\$ -	\$ -	\$ -	\$ -	\$ -	\$ 650	\$ -	\$ -	\$ -	\$ -	\$ -	\$ -	\$ 650
Construction & Right-of-Way															
New Street Construction	2	\$ -	\$ -	\$ -	\$ -	\$ -	\$ -	\$ -	\$ -	\$ -	\$ -	\$ -	\$ -	\$ -	\$ -
Street Reconstruction	3	\$ -	\$ -	\$ -	\$ -	\$ -	\$ -	\$ -	\$ -	\$ -	\$ -	\$ -	\$ -	\$ -	\$ -
Signals, Safety Devices, & Street Lights	4	\$ -	\$ -	\$ -	\$ -	\$ -	\$ -	\$ -	\$ -	\$ -	\$ -	\$ -	\$ -	\$ -	\$ -
Pedestrian Ways & Bikepaths	5	\$ -	\$ -	\$ -	\$ -	\$ -	\$ -	\$ -	\$ -	\$ -	\$ -	\$ -	\$ -	\$ -	\$ -
Storm Drains	6	\$ -	\$ -	\$ -	\$ -	\$ -	\$ -	\$ -	\$ -	\$ -	\$ -	\$ -	\$ -	\$ -	\$ -
Storm Damage	7	\$ -	\$ -	\$ -	\$ -	\$ -	\$ -	\$ -	\$ -	\$ -	\$ -	\$ -	\$ -	\$ -	\$ -
Total Construction¹	8	\$ -	\$ -	\$ -	\$ -	\$ -	\$ -	\$ -	\$ -	\$ -	\$ -	\$ -	\$ -	\$ -	\$ -
Right of Way Acquisition	9	\$ -	\$ -	\$ -	\$ -	\$ -	\$ -	\$ -	\$ -	\$ -	\$ -	\$ -	\$ -	\$ -	\$ -
Total Construction & Right-of-Way	10	\$ -	\$ -	\$ -	\$ -	\$ -	\$ -	\$ -	\$ -	\$ -	\$ -	\$ -	\$ -	\$ -	\$ -
Maintenance															
Patching	11	\$ -	\$ -	\$ -	\$ -	\$ -	\$ -	\$ -	\$ -	\$ -	\$ -	\$ -	\$ -	\$ -	\$ -
Overlay & Sealing	12	\$ -	\$ -	\$ -	\$ -	\$ -	\$ -	\$ -	\$ -	\$ -	\$ -	\$ -	\$ -	\$ -	\$ -
Street Lights & Traffic Signals	13	\$ -	\$ -	\$ -	\$ -	\$ -	\$ -	\$ 241,566.40	\$ 4,223.53	\$ -	\$ -	\$ -	\$ -	\$ -	\$ 245,790
Storm Damage	14	\$ -	\$ -	\$ -	\$ -	\$ -	\$ -	\$ -	\$ -	\$ -	\$ -	\$ -	\$ -	\$ -	\$ -
Other Street Purpose Maintenance	15	\$ 134,769.85	\$ -	\$ -	\$ -	\$ -	\$ -	\$ -	\$ -	\$ -	\$ -	\$ -	\$ -	\$ -	\$ 134,770
Total Maintenance¹	16	\$ 134,769.85	\$ -	\$ -	\$ -	\$ -	\$ -	\$ 241,566.40	\$ 4,223.53	\$ -	\$ -	\$ -	\$ -	\$ -	\$ 380,560
Other	17	\$ -	\$ -	\$ -	\$ -	\$ -	\$ -	\$ -	\$ -	\$ -	\$ -	\$ 20,276.64	\$ 6,993.72	\$ -	\$ 27,270
GRAND TOTALS (Sum Lines 1, 10, 16, 17)	18	\$ 134,770	\$ -	\$ -	\$ -	\$ -	\$ -	\$ 242,216	\$ 4,224	\$ -	\$ -	\$ 20,277	\$ 6,994	\$ -	\$ 408,480
Finance Director Confirmation	19	Any California State Constitution Article XIX streets and road eligible expenditure may be "counted" in local jurisdictions' calculation of MOE if the activity is supported (funded) by a local jurisdictions' discretionary funds (e.g. general fund). The California State Controller also provides useful information on Article XIX and the Streets and Highways Code eligible expenditures in its "Guidelines Relating to Gas Tax Expenditures for Cities and Counties". I have reviewed and am aware of these guidelines and their applicability in calculating and reporting on Maintenance of Effort expenditures. Finance Director initial: <u>ET</u>													

¹ Includes direct charges for staff time
² Other M2 includes A-M, R,S,T,U,V, and W
 + Transportation related only
 * Please provide a specific description

Legend

Project	Description
A-M	Freeway Projects
O	Regional Capacity Program (RCP)
P	Regional Traffic Signal Synchronization Program (RTSSP)
Q	Local Fair Share
R	High Frequency Metrolink Service
S	Transit Extensions to Metrolink
T	Convert Metrolink Station(s) to Regional Gateways that connect Orange County with High-Speed Rail Systems
U	Senior Mobility Program or Senior Non-Emergency Medical Program
V	Community Based Transit/Circulators
W	Safe Transit Stops
X	Environmental Cleanup Program (Water Quality)

M2 Expenditure Report
Fiscal Year Ended June 30, 2023
Local Fair Share Project List

Table with 2 columns: PROJECT NAME and AMOUNT EXPENDED. Rows include Measure M2 Fair Share Expenditures: Street Lighting - Public Right-of-Way (\$29,406.10), Contract - Traffic Engineering (\$164,206.85), Contract - Traffic Signal Maintenance (\$52,176.98), Allowable Overhead Costs, Direct (\$650.00), and a total of \$246,439.93.

M2 Expenditure Report
Fiscal Year Ended June 30, 2023

I hereby certify that:


- All the information attached herein and included in schedules 1 through 4 is true and accurate to the best of my knowledge;
- The interest earned on Net Revenues allocated pursuant to the Ordinance shall be expended only for those purposes for which the Net Revenues were allocated;
- The City of Laguna Woods is aware of the State Controller’s “Guidelines Relating to Gas Tax Expenditures for Cities and Counties”, which is a guide for determining MOE Expenditures for M2 Eligibility purposes;
- The City’s Expenditure Report is in compliance with direction provided in the State Controller’s “Guidelines Relating to Gas Tax Expenditures for Cities and Counties;” and
- The City of Laguna Woods has expended in this fiscal year an amount of local discretionary funds for streets and roads purposes at least equal to or exceeding the FY 2022-23 MOE benchmark dollar amount¹¹.

Elizabeth Torres

Director of Finance (Print Name)

12/21/23

Date



Signature

¹¹ Jurisdictions are encouraged to submit MOE eligible expenditures higher than their MOE benchmark, so that should certain expenses be ruled ineligible during an MOE audit, the local jurisdiction still has sufficient MOE expenditures to demonstrate continued achievement of the MOE benchmark.

RESOLUTION NO. 23-36

A RESOLUTION OF THE CITY COUNCIL OF THE CITY OF LAGUNA WOODS, CALIFORNIA, ADOPTING AND CONCERNING THE MEASURE M2 EXPENDITURE REPORT FOR FISCAL YEAR 2022-23 COMMENCING JULY 1, 2022 AND ENDING JUNE 30, 2023

WHEREAS, local jurisdictions are required to meet eligibility requirements and submit eligibility verification packages to the Orange County Transportation Authority (“OCTA”) in order to remain eligible to receive Measure M2 funds; and

WHEREAS, local jurisdictions are required to adopt an annual Measure M2 Expenditure Report as part of one of the Measure M2 eligibility requirements; and

WHEREAS, local jurisdictions are required to account for Net Revenues, developer/traffic impact fees, and funds expended by local jurisdiction in the Measure M2 Expenditure Report that satisfy the Measure M2 Maintenance of Effort requirements; and

WHEREAS, the Measure M2 Expenditure Report is required to include all Net Revenue fund balances, interest earned, and expenditures identified by type and program or project; and

WHEREAS, the Measure M2 Expenditure Report is required to be adopted and submitted to the OCTA each year within six months of the end of each local jurisdiction’s fiscal year to be eligible to receive Net Revenues as part of Measure M2.

NOW, THEREFORE, THE CITY COUNCIL OF THE CITY OF LAGUNA WOODS, DOES HEREBY RESOLVE, DECLARE, DETERMINE AND ORDER AS FOLLOWS:

SECTION 1. That the Measure M2 Expenditure Report for the Fiscal Year ended June 30, 2023, attached hereto as Exhibit A, is in conformance with the template provided in the Measure M2 Eligibility Guidelines and accounts for Net Revenues, including interest earned, expenditures during the fiscal year, and balances at the end of the fiscal year.

SECTION 2. That the Measure M2 Expenditure Report for the Fiscal Year ended June 30, 2023, attached hereto as Exhibit A, is hereby adopted by the City of



Orange County Transportation Authority

M2 Fact Sheet

City of Lake Forest

Fiscal Year Ended June 30, 2023

Council Action 11/7/2023

Signed Resolution Yes

Revised Final Report? No

	<u>Actual</u>	<u>Benchmark</u>
MOE Expenditures	\$978,463	\$226,678

Project	Beginning Balance A	Revenues Claimed B	Expenditures C	Ending Balance D	Verify A+B-C-D
M2 Fairshare	1,993,616	1,925,867	0	3,919,483	0
M2 Fairshare Interest	0	66,757	0	66,757	0
M2 CTFP (Project O)	0	0	0	0	0
M2 CTFP (Project O) Interest	0	0	0	0	0
SMP or Senior Non-Emergency Medical	169,556	97,580	66,193	200,943	0
SMP or Senior Non-Emergency Medical Interest	0	4,443	4,443	0	0
Community Based Transit/Circulators	0	0	0	0	0
Community Based Transit/Circulators Interest	0	0	0	0	0
Water Quality Program (Project X)	0	0	0	0	0
Water Quality Program (Project X) Interest	0	0	0	0	0
Other	0	1,645	1,645	0	0
Other Interest	0	0	0	0	0
Grand Total	2,163,172	2,096,292	72,281	4,187,183	0

Last External Auditor Review: LFS: 2020; SMP: 2018

M2 Expenditure Report

Fiscal Year Ended June 30, 2023

Beginning and Ending Balances

Description	Line No.	Amount	Interest
Balances at Beginning of Fiscal Year			
A-M Freeway Projects	1	\$ -	\$ -
O Regional Capacity Program (RCP)	2	\$ -	\$ -
P Regional Traffic Signal Synchronization Program (RTSSP)	3	\$ -	\$ -
Q Local Fair Share	4	\$ 1,993,616	\$ -
R High Frequency Metrolink Service	5	\$ -	\$ -
S Transit Extensions to Metrolink	6	\$ -	\$ -
T Convert Metrolink Station(s) to Regional Gateways that connect Orange County with High-Speed Rail Systems	7	\$ -	\$ -
U Senior Mobility Program or Senior Non-Emergency Medical Program	8	\$ 169,556	\$ -
V Community Based Transit/Circulators	9	\$ -	\$ -
W Safe Transit Stops	10	\$ -	\$ -
X Environmental Cleanup Program (Water Quality)	11	\$ -	\$ -
Other*	12	\$ -	\$ -
Balances at Beginning of Fiscal Year	13	\$ 2,163,172	\$ -
Monies Made Available During Fiscal Year	14	\$ 2,025,092	\$ 71,200
Total Monies Available (Sum Lines 13 & 14)	15	\$ 4,188,264	\$ 71,200
Expenditures During Fiscal Year	16	\$ 67,838	\$ 4,443
Balances at End of Fiscal Year			
A-M Freeway Projects	17	\$ -	\$ -
O Regional Capacity Program (RCP)	18	\$ -	\$ -
P Regional Traffic Signal Synchronization Program (RTSSP)	19	\$ -	\$ -
Q Local Fair Share	20	\$ 3,919,483	\$ 66,757
R High Frequency Metrolink Service	21	\$ -	\$ -
S Transit Extensions to Metrolink	22	\$ -	\$ -
T Convert Metrolink Station(s) to Regional Gateways that connect Orange County with High-Speed Rail Systems	23	\$ -	\$ -
U Senior Mobility Program or Senior Non-Emergency Medical Program	24	\$ 200,943	\$ -
V Community Based Transit/Circulators	25	\$ -	\$ -
W Safe Transit Stops	26	\$ -	\$ -
X Environmental Cleanup Program (Water Quality)	27	\$ -	\$ -
Other*	28	\$ -	\$ -

* Please provide a specific description

M2 Expenditure Report
Fiscal Year Ended June 30, 2023
Sources and Uses

Description	Line No.	Amount	Interest
Revenues:			
A-M Freeway Projects	1	\$ -	\$ -
O Regional Capacity Program (RCP)	2	\$ -	\$ -
P Regional Traffic Signal Synchronization Program (RTSSP)	3	\$ -	\$ -
Q Local Fair Share	4	\$ 1,925,867	\$ 66,757
R High Frequency Metrolink Service	5	\$ -	\$ -
S Transit Extensions to Metrolink	6	\$ -	\$ -
T Convert Metrolink Station(s) to Regional Gateways that connect Orange County with High-Speed Rail Systems	7	\$ -	\$ -
U Senior Mobility Program or Senior Non-Emergency Medical Program	8	\$ 97,580	\$ 4,443
V Community Based Transit/Circulators	9	\$ -	\$ -
W Safe Transit Stops	10	\$ -	\$ -
X Environmental Cleanup Program (Water Quality)	11	\$ -	\$ -
Other*	12	\$ 1,645	\$ -
TOTAL REVENUES (Sum lines 1 to 12)	13	\$ 2,025,092	\$ 71,200
Expenditures:			
A-M Freeway Projects	14	\$ -	\$ -
O Regional Capacity Program (RCP)	15	\$ -	\$ -
P Regional Traffic Signal Synchronization Program (RTSSP)	16	\$ -	\$ -
Q Local Fair Share	17	\$ -	\$ -
R High Frequency Metrolink Service	18	\$ -	\$ -
S Transit Extensions to Metrolink	19	\$ -	\$ -
T Convert Metrolink Station(s) to Regional Gateways that connect Orange County with High-Speed Rail Systems	20	\$ -	\$ -
U Senior Mobility Program or Senior Non-Emergency Medical Program	21	\$ 66,193	\$ 4,443
V Community Based Transit/Circulators	22	\$ -	\$ -
W Safe Transit Stops	23	\$ -	\$ -
X Environmental Cleanup Program (Water Quality)	24	\$ -	\$ -
Other*	25	\$ 1,645	\$ -
TOTAL EXPENDITURES (Sum lines 14 to 25)	26	\$ 67,838	\$ 4,443
TOTAL BALANCE (Subtract line 26 from 13)	27	\$ 1,957,254	\$ 66,757

* Please provide a specific description

Note: Fare revenues collected and expended under the Senior Mobility Program totaled \$1,645 during the fiscal year and are reported under the Other Revenue and Other Expenditure Categories.

M2 Expenditure Report
Fiscal Year Ended June 30, 2023
Streets and Roads Detailed Use of Funds

Type of Expenditure	Line No.	MOE	Developer / Impact Fees ¹	O	O Interest	P	P Interest	Q	Q Interest	X	X Interest	Other M2 ²	Other M2 Interest	Other*	TOTAL
Indirect and/or Overhead	1	\$ -	\$ -	\$ -	\$ -	\$ -	\$ -	\$ -	\$ -	\$ -	\$ -	\$ -	\$ -	\$ -	\$ -
Construction & Right-of-Way															
New Street Construction	2	\$ -	\$ -	\$ -	\$ -	\$ -	\$ -	\$ -	\$ -	\$ -	\$ -	\$ -	\$ -	\$ -	\$ -
Street Reconstruction	3	\$ -	\$ -	\$ -	\$ -	\$ -	\$ -	\$ -	\$ -	\$ -	\$ -	\$ -	\$ -	\$ -	\$ -
Signals, Safety Devices, & Street Lights	4	\$ -	\$ -	\$ -	\$ -	\$ -	\$ -	\$ -	\$ -	\$ -	\$ -	\$ -	\$ -	\$ -	\$ -
Pedestrian Ways & Bikepaths	5	\$ -	\$ -	\$ -	\$ -	\$ -	\$ -	\$ -	\$ -	\$ -	\$ -	\$ -	\$ -	\$ -	\$ -
Storm Drains	6	\$ -	\$ -	\$ -	\$ -	\$ -	\$ -	\$ -	\$ -	\$ -	\$ -	\$ -	\$ -	\$ -	\$ -
Storm Damage	7	\$ -	\$ -	\$ -	\$ -	\$ -	\$ -	\$ -	\$ -	\$ -	\$ -	\$ -	\$ -	\$ -	\$ -
Total Construction¹	8	\$ -	\$ -	\$ -	\$ -	\$ -	\$ -	\$ -	\$ -	\$ -	\$ -	\$ -	\$ -	\$ -	\$ -
Right of Way Acquisition	9	\$ -	\$ -	\$ -	\$ -	\$ -	\$ -	\$ -	\$ -	\$ -	\$ -	\$ -	\$ -	\$ -	\$ -
Total Construction & Right-of-Way	10	\$ -	\$ -	\$ -	\$ -	\$ -	\$ -	\$ -	\$ -	\$ -	\$ -	\$ -	\$ -	\$ -	\$ -
Maintenance															
Patching	11	\$ -	\$ -	\$ -	\$ -	\$ -	\$ -	\$ -	\$ -	\$ -	\$ -	\$ -	\$ -	\$ -	\$ -
Overlay & Sealing	12	\$ -	\$ -	\$ -	\$ -	\$ -	\$ -	\$ -	\$ -	\$ -	\$ -	\$ -	\$ -	\$ -	\$ -
Street Lights & Traffic Signals	13	\$ -	\$ -	\$ -	\$ -	\$ -	\$ -	\$ -	\$ -	\$ -	\$ -	\$ -	\$ -	\$ -	\$ -
Storm Damage	14	\$ -	\$ -	\$ -	\$ -	\$ -	\$ -	\$ -	\$ -	\$ -	\$ -	\$ -	\$ -	\$ -	\$ -
Other Street Purpose Maintenance	15	\$ 978,463	\$ -	\$ -	\$ -	\$ -	\$ -	\$ -	\$ -	\$ -	\$ -	\$ -	\$ -	\$ -	\$ 978,463
Total Maintenance¹	16	\$ 978,463	\$ -	\$ -	\$ -	\$ -	\$ -	\$ -	\$ -	\$ -	\$ -	\$ -	\$ -	\$ -	\$ 978,463
Other	17		\$ -	\$ -	\$ -	\$ -	\$ -	\$ -	\$ -	\$ -	\$ -	\$ 66,193	\$ 4,443	\$ 1,645	\$ 72,282
GRAND TOTALS (Sum Lines 1, 10, 16, 17)	18	\$ 978,463	\$ -	\$ -	\$ -	\$ -	\$ -	\$ -	\$ -	\$ -	\$ -	\$ 66,193	\$ 4,443	\$ 1,645	\$ 1,050,745
Finance Director Confirmation	19	Any California State Constitution Article XIX streets and road eligible expenditure may be "counted" in local jurisdictions' calculation of MOE if the activity is supported (funded) by a local jurisdictions' discretionary funds (e.g. general fund). The California State Controller also provides useful information on Article XIX and the Streets and Highways Code eligible expenditures in its "Guidelines Relating to Gas Tax Expenditures for Cities and Counties". I have reviewed and am aware of these guidelines and their applicability in calculating and reporting on Maintenance of Effort expenditures. Finance Director initial: <u>KS</u>													

¹ Includes direct charges for staff time
² Other M2 includes A-M, R,S,T,U,V, and W
 + Transportation related only
 * Please provide a specific description

Project	Description
A-M	Freeway Projects
O	Regional Capacity Program (RCP)
P	Regional Traffic Signal Synchronization Program (RTSSP)
Q	Local Fair Share
R	High Frequency Metrolink Service
S	Transit Extensions to Metrolink
T	Convert Metrolink Station(s) to Regional Gateways that connect Orange County with High-Speed Rail Systems
U	Senior Mobility Program or Senior Non-Emergency Medical Program
V	Community Based Transit/Circulators
W	Safe Transit Stops
X	Environmental Cleanup Program (Water Quality)

M2 Expenditure Report
Fiscal Year Ended June 30, 2023

I hereby certify that:

- All the information attached herein and included in schedules 1 through 4 is true and accurate to the best of my knowledge;
- The interest earned on Net Revenues allocated pursuant to the Ordinance shall be expended only for those purposes for which the Net Revenues were allocated;
- The City of Lake Forest is aware of the State Controller's "Guidelines Relating to Gas Tax Expenditures for Cities and Counties", which is a guide for determining MOE Expenditures for M2 Eligibility purposes;
- The City's Expenditure Report is in compliance with direction provided in the State Controller's "Guidelines Relating to Gas Tax Expenditures for Cities and Counties;" and
- The City of Lake Forest has expended in this fiscal year an amount of local discretionary funds for streets and roads purposes at least equal to or exceeding the FY 2022-23 MOE benchmark dollar amount¹¹.

KEVIN SHIRAH

Director of Finance (Print Name)

11/14/2023

Date



Signature

¹¹ Jurisdictions are encouraged to submit MOE eligible expenditures higher than their MOE benchmark, so that should certain expenses be ruled ineligible during an MOE audit, the local jurisdiction still has sufficient MOE expenditures to demonstrate continued achievement of the MOE benchmark.

RESOLUTION NO. 2023-35

**A RESOLUTION OF THE CITY COUNCIL OF THE
CITY OF LAKE FOREST, CALIFORNIA,
CONCERNING THE MEASURE M2 EXPENDITURE
REPORT FOR THE CITY OF LAKE FOREST**

WHEREAS, local jurisdictions are required to meet eligibility requirements and submit eligibility verification packages to Orange County Transportation Authority (OCTA) in order to remain eligible to receive M2 funds; and

WHEREAS, local jurisdictions are required to adopt an annual M2 Expenditure Report as part of one of the eligibility requirements; and

WHEREAS, local jurisdictions are required to account for Net Revenues, developer/traffic impact fees, and funds expended by local jurisdiction in the M2 Expenditure Report that satisfy the Maintenance of Effort requirements; and

WHEREAS, the M2 Expenditure Report shall include all Net Revenue fund balances, interest earned and expenditures identified by type and program or project; and

WHEREAS, the M2 Expenditure Report must be adopted and submitted to the OCTA each year within six months of the end of the local jurisdiction's fiscal year to be eligible to receive Net Revenues as part of M2.

NOW, THEREFORE, THE CITY COUNCIL OF THE CITY OF LAKE FOREST DOES HEREBY RESOLVE, DETERMINE, FIND AND ORDER AS FOLLOWS:

Section 1. The City of Lake Forest does hereby inform OCTA that:

- a. The M2 Expenditure Report is in conformance with the template provided in the Measure M2 Eligibility Guidelines and accounts for Net Revenues including interest earned, expenditures during the fiscal year and balances at the end of fiscal year.
- b. The M2 Expenditure Report is hereby adopted by the City of Lake Forest.

- c. The City of Lake Forest Director of Finance is hereby authorized to sign and submit the M2 Expenditure Report to OCTA for the fiscal year ending June 30, 2023.

PASSED, APPROVED AND ADOPTED this 7th day of November 2023, by the following vote, to wit:



DOUG CIRBO
MAYOR

ATTEST:



LISA BERGLUND
CITY CLERK

APPROVED AS TO FORM:



MATTHEW E. RICHARDSON
CITY ATTORNEY

STATE OF CALIFORNIA)
COUNTY OF ORANGE)SS
CITY OF LAKE FOREST)

I, Lisa Berglund, City Clerk of the City of Lake Forest, California, do hereby certify that the foregoing Resolution No. 2023-35 was duly passed and adopted at a regular meeting of the Lake Forest City Council on the 7th day of November 2023, by the following vote, to wit:

AYES: COUNCIL MEMBERS: CIRBO, PEQUEÑO, TETTEMER, VOIGTS, YU
NOES: COUNCIL MEMBERS:
ABSENT: COUNCIL MEMBERS:
ABSTAIN: COUNCIL MEMBERS



LISA BERGLUND
CITY CLERK



Orange County Transportation Authority

M2 Fact Sheet

City of Los Alamitos

Fiscal Year Ended June 30, 2023

Council Action 11/20/2023

Signed Resolution Yes

Revised Final Report? No

	<u>Actual</u>	<u>Benchmark</u>
MOE Expenditures	\$597,193	\$182,250

Project	Beginning Balance A	Revenues Claimed B	Expenditures C	Ending Balance D	Verify A+B-C-D
M2 Fairshare	590,022	302,402	317,870	574,554	0
M2 Fairshare Interest	3,391	11,714	11,714	3,391	0
Other	817,936	564,720	828,773	553,883	0
Other Interest	14,173	8,598	8,460	14,311	0
Grand Total	1,425,522	887,434	1,166,817	1,146,139	0

Last External Auditor Review: LFS: 2022; SMP: n/a

M2 Expenditure Report

Fiscal Year Ended June 30, 2023

Beginning and Ending Balances

Description	Line No.	Amount	Interest
Balances at Beginning of Fiscal Year			
A-M Freeway Projects	1	\$ -	\$ -
O Regional Capacity Program (RCP)	2	\$ -	\$ -
P Regional Traffic Signal Synchronization Program (RTSSP)	3	\$ -	\$ -
Q Local Fair Share	4	\$ 590,022	\$ 3,391
R High Frequency Metrolink Service	5	\$ -	\$ -
S Transit Extensions to Metrolink	6	\$ -	\$ -
T Convert Metrolink Station(s) to Regional Gateways that connect Orange County with High-Speed Rail Systems	7	\$ -	\$ -
U Senior Mobility Program or Senior Non-Emergency Medical Program	8	\$ -	\$ -
V Community Based Transit/Circulators	9	\$ -	\$ -
W Safe Transit Stops	10	\$ -	\$ -
X Environmental Cleanup Program (Water Quality)	11	\$ -	\$ -
Other*	12	\$ 817,936	\$ 14,173
Balances at Beginning of Fiscal Year	13	\$ 1,407,958	\$ 17,564
Monies Made Available During Fiscal Year	14	\$ 867,122	\$ 20,312
Total Monies Available (Sum Lines 13 & 14)	15	\$ 2,275,080	\$ 37,876
Expenditures During Fiscal Year	16	\$ 1,146,643	\$ 20,174
Balances at End of Fiscal Year			
A-M Freeway Projects	17	\$ -	\$ -
O Regional Capacity Program (RCP)	18	\$ -	\$ -
P Regional Traffic Signal Synchronization Program (RTSSP)	19	\$ -	\$ -
Q Local Fair Share	20	\$ 574,554	\$ 3,391
R High Frequency Metrolink Service	21	\$ -	\$ -
S Transit Extensions to Metrolink	22	\$ -	\$ -
T Convert Metrolink Station(s) to Regional Gateways that connect Orange County with High-Speed Rail Systems	23	\$ -	\$ -
U Senior Mobility Program or Senior Non-Emergency Medical Program	24	\$ -	\$ -
V Community Based Transit/Circulators	25	\$ -	\$ -
W Safe Transit Stops	26	\$ -	\$ -
X Environmental Cleanup Program (Water Quality)	27	\$ -	\$ -
Other*	28	\$ 553,883	\$ 14,311

* Please provide a specific description

	Beginning	Ending
LOCAL FAIR SHARE (26)	\$ 590,022	\$ 574,554
CDBG (19)		\$ -
Res Street/Alleys (24)		\$ 6,942
Traffic Improv (44)	\$ -	\$ 269,604
	\$ 817,936	\$ 851,100
	PER GL	552,869
	DIFF - AUDIT ADJ	21,685

M2 Expenditure Report

Fiscal Year Ended June 30, 2023

Sources and Uses

Description	Line No.	Amount	Interest
Revenues:			
A-M Freeway Projects	1	\$ -	\$ -
O Regional Capacity Program (RCP)	2	\$ -	\$ -
P Regional Traffic Signal Synchronization Program (RTSSP)	3	\$ -	\$ -
Q Local Fair Share	4	\$ 302,402	\$ 11,714
R High Frequency Metrolink Service	5	\$ -	\$ -
S Transit Extensions to Metrolink	6	\$ -	\$ -
T Convert Metrolink Station(s) to Regional Gateways that connect Orange County with High-Speed Rail Systems	7	\$ -	\$ -
U Senior Mobility Program or Senior Non-Emergency Medical Program	8	\$ -	\$ -
V Community Based Transit/Circulators	9	\$ -	\$ -
W Safe Transit Stops	10	\$ -	\$ -
X Environmental Cleanup Program (Water Quality)	11	\$ -	\$ -
Other*	12	\$ 564,720	\$ 8,598
TOTAL REVENUES (Sum lines 1 to 12)	13	\$ 867,122	\$ 20,312
Expenditures:			
A-M Freeway Projects	14	\$ -	\$ -
O Regional Capacity Program (RCP)	15	\$ -	\$ -
P Regional Traffic Signal Synchronization Program (RTSSP)	16	\$ -	\$ -
Q Local Fair Share	17	\$ 317,870	\$ 11,714
R High Frequency Metrolink Service	18	\$ -	\$ -
S Transit Extensions to Metrolink	19	\$ -	\$ -
T Convert Metrolink Station(s) to Regional Gateways that connect Orange County with High-Speed Rail Systems	20	\$ -	\$ -
U Senior Mobility Program or Senior Non-Emergency Medical Program	21	\$ -	\$ -
V Community Based Transit/Circulators	22	\$ -	\$ -
W Safe Transit Stops	23	\$ -	\$ -
X Environmental Cleanup Program (Water Quality)	24	\$ -	\$ -
Other*	25	\$ 828,773	\$ 8,460
TOTAL EXPENDITURES (Sum lines 14 to 25)	26	\$ 1,146,643	\$ 20,174
TOTAL BALANCE (Subtract line 26 from 13)	27	\$ (279,521)	\$ 138

* Please provide a specific description


Revenue

CDBG (19)	\$ -	\$ -
Gas Tax (20)	\$ 564,720	\$ 515
Res Street /Alleys (24)		\$ 138
Traffic Improv (44)	\$ -	\$ 7,945
	\$ 564,720	\$ 8,598

Expenditures

CDBG (19)	\$ 10,670	
Gas Tax (20)	\$ 639,551	\$ 515
Res Street /Alleys (24)	\$ -	\$ -
Traffic Improv (44)	\$ 178,552	\$ 7,945
	\$ 828,773	\$ 8,460

M2 Expenditure Report
Fiscal Year Ended June 30, 2023
Streets and Roads Detailed Use of Funds

Type of Expenditure	Line No.	MOE	Developer / Impact Fees ⁺	O	O Interest	P	P Interest	Q	Q Interest	X	X Interest	Other M2 ²	Other M2 Interest	Other*	TOTAL
Indirect and/or Overhead	1	\$ 47,880	\$ -	\$ -	\$ -	\$ -	\$ -	\$ -	\$ -	\$ -	\$ -	\$ -	\$ -	\$ -	\$ 47,880
Construction & Right-of-Way															
New Street Construction	2	\$ -	\$ -	\$ -	\$ -	\$ -	\$ -	\$ -	\$ -	\$ -	\$ -	\$ -	\$ -	\$ -	\$ -
Street Reconstruction	3	\$ 20,656	\$ -	\$ -	\$ -	\$ -	\$ -	\$ 11,945	\$ 445	\$ -	\$ -	\$ -	\$ -	\$ 743,634	\$ 776,680
Signals, Safety Devices, & Street Lights	4	\$ -	\$ -	\$ -	\$ -	\$ -	\$ -	\$ 135,582	\$ 4,917	\$ -	\$ -	\$ -	\$ -	\$ -	\$ 140,499
Pedestrian Ways & Bikepaths	5	\$ -	\$ -	\$ -	\$ -	\$ -	\$ -	\$ 18,760	\$ 699	\$ -	\$ -	\$ -	\$ -	\$ -	\$ 19,459
Storm Drains	6	\$ -	\$ -	\$ -	\$ -	\$ -	\$ -	\$ -	\$ -	\$ -	\$ -	\$ -	\$ -	\$ -	\$ -
Storm Damage	7	\$ -	\$ -	\$ -	\$ -	\$ -	\$ -	\$ -	\$ -	\$ -	\$ -	\$ -	\$ -	\$ -	\$ -
Total Construction¹	8	\$ -	\$ -	\$ -	\$ -	\$ -	\$ -	\$ 166,287	\$ 6,061	\$ -	\$ -	\$ -	\$ -	\$ 743,634	\$ 915,982
Right of Way Acquisition	9	\$ -	\$ -	\$ -	\$ -	\$ -	\$ -	\$ -	\$ -	\$ -	\$ -	\$ -	\$ -	\$ -	\$ -
Total Construction & Right-of-Way	10	\$ -	\$ -	\$ -	\$ -	\$ -	\$ -	\$ 166,287	\$ 6,061	\$ -	\$ -	\$ -	\$ -	\$ 743,634	\$ 915,982
Maintenance															
Patching	11	\$ -	\$ -	\$ -	\$ -	\$ -	\$ -	\$ -	\$ -	\$ -	\$ -	\$ -	\$ -	\$ -	\$ -
Overlay & Sealing	12	\$ -	\$ -	\$ -	\$ -	\$ -	\$ -	\$ 26,080	\$ 974	\$ -	\$ -	\$ -	\$ -	\$ -	\$ 27,054
Street Lights & Traffic Signals	13	\$ 181,718	\$ -	\$ -	\$ -	\$ -	\$ -	\$ -	\$ -	\$ -	\$ -	\$ -	\$ -	\$ -	\$ 181,718
Storm Damage	14	\$ -	\$ -	\$ -	\$ -	\$ -	\$ -	\$ 50,563	\$ 1,885	\$ -	\$ -	\$ -	\$ -	\$ -	\$ 52,448
Other Street Purpose Maintenance	15	\$ 415,475	\$ -	\$ -	\$ -	\$ -	\$ -	\$ 74,940	\$ 2,794	\$ -	\$ -	\$ -	\$ -	\$ 85,139	\$ 578,348
Total Maintenance¹	16	\$ 597,193	\$ -	\$ -	\$ -	\$ -	\$ -	\$ 151,583	\$ 5,653	\$ -	\$ -	\$ -	\$ -	\$ 85,139	\$ 839,568
Other	17	\$ -	\$ -	\$ -	\$ -	\$ -	\$ -	\$ -	\$ -	\$ -	\$ -	\$ -	\$ -	\$ -	\$ -
GRAND TOTALS (Sum Lines 1, 10, 16, 17)	18	\$ 597,193	\$ -	\$ -	\$ -	\$ -	\$ -	\$ 317,870	\$ 11,714	\$ -	\$ -	\$ -	\$ -	\$ 828,773	\$ 1,803,430
Finance Director Confirmation	19	Any California State Constitution Article XIX streets and road eligible expenditure may be "counted" in local jurisdictions' calculation of MOE if the activity is supported (funded) by a local jurisdictions' discretionary funds (e.g. general fund). The California State Controller also provides useful information on Article XIX and the Streets and Highways Code eligible expenditures in its "Guidelines Relating to Gas Tax Expenditures for Cities and Counties". I have reviewed and am aware of these guidelines and their applicability in calculating and reporting on Maintenance of Effort expenditures. Finance Director initial: 													

¹ Includes direct charges for staff time
² Other M2 includes A-M, R,S,T,U,V, and W
⁺ Transportation related only
^{*} Please provide a specific description

LFS (Q)		Maintenance		Interest	
Construction					
Apt Row Howard	11,945	PMP	25,000		
ADA Sidewalks	18,760	Tree Plant CW	51,252		
Katella Ave Sig Sync	100,000	Art & Res Tree	23,688		
St Signs @ Intersections	35,582	Howard Ave	1,080		
		Catch Basin	50,563		
	<u>166,287</u>		<u>151,583</u>	317,870	11,714
Other (M-2)		Maintenance		Interest	
Construction					
Round #1 Howard St	7,008	Storm Drain MF	10,139		
Round #2 Bloomfield	3,662	St Markings	75,000		
Woodcrest & Carrier Row	209,685				
New Dutch Haven St Imp	296,373				
Bloomfield St Imp	48,354			515	
Briggman St Widening	178,552			7,945	
	<u>743,634</u>		<u>85,139</u>	828,773	8,460

Project	Description
A-M	Freeway Projects
O	Regional Capacity Program (RCP)
P	Regional Traffic Signal Synchronization Program (RTSSP)
Q	Local Fair Share
R	High Frequency Metrolink Service
S	Transit Extensions to Metrolink
T	Convert Metrolink Station(s) to Regional Gateways that connect Orange County with High-Speed Rail Systems
U	Senior Mobility Program or Senior Non-Emergency Medical Program
V	Community Based Transit/Circulators
W	Safe Transit Stops
X	Environmental Cleanup Program (Water Quality)

M2 Expenditure Report
Fiscal Year Ended June 30, 2023

I hereby certify that:

- All the information attached herein and included in schedules 1 through 4 is true and accurate to the best of my knowledge;
- The interest earned on Net Revenues allocated pursuant to the Ordinance shall be expended only for those purposes for which the Net Revenues were allocated;
- The City of Los Alamitos is aware of the State Controller's "Guidelines Relating to Gas Tax Expenditures for Cities and Counties", which is a guide for determining MOE Expenditures for M2 Eligibility purposes;
- The City's Expenditure Report is in compliance with direction provided in the State Controller's "Guidelines Relating to Gas Tax Expenditures for Cities and Counties;" and
- The City of Los Alamitos has expended in this fiscal year an amount of local discretionary funds for streets and roads purposes at least equal to or exceed the FY 2022-23 MOE benchmark dollar amount¹¹.

Craig A. Koehler
Director of Finance (Print Name)

10/19/23
Date


Signature

¹¹ Jurisdictions are encouraged to submit MOE eligible expenditures higher than their MOE benchmark, so that should certain expenses be ruled ineligible during an MOE audit, the local jurisdiction still has sufficient MOE expenditures to demonstrate continued achievement of the MOE benchmark.

RESOLUTION NO. 2023-24

**A RESOLUTION OF THE CITY COUNCIL OF THE CITY OF
LOS ALAMITOS, CALIFORNIA, CONCERNING THE
MEASURE M2 EXPENDITURE REPORT FOR THE CITY OF
LOS ALAMITOS FOR THE FISCAL YEAR ENDING JUNE 30,
2023**

WHEREAS, local jurisdictions are required to meet eligibility requirements and submit eligibility verification packages to Orange County Transportation Authority (OCTA) in order to remain eligible to receive M2 funds; and,

WHEREAS, local jurisdictions are required to adopt an annual Expenditure Report as part of one of the eligibility requirements; and,

WHEREAS, local jurisdictions are required to account for Net Revenues, developer/traffic impact fees, and funds expended by local jurisdiction in the Expenditure Report that satisfy the Maintenance of Effort requirements; and,

WHEREAS, the Expenditure Report shall include all Net Revenue fund balances, interest earned and expenditures identified by type and program or project; and,

WHEREAS, the Expenditure Report must be adopted and submitted to the OCTA each year within six months of the end of the local jurisdiction's fiscal year to be eligible to receive Net Revenues as part of M2.

**NOW, THEREFORE, THE CITY COUNCIL OF THE CITY OF LOS ALAMITOS
DOES RESOLVE AS FOLLOWS:**

SECTION 1. The M2 Expenditure Report is in conformance with the template provided in the Measure M2 Eligibility Guidelines and accounts for Net Revenues including interest earned, expenditures during the fiscal year and balances at the end of fiscal year.

SECTION 2. The M2 Expenditure Report is hereby adopted by the City of Los Alamitos, CA, and included as Exhibit A.

SECTION 3. The City of Los Alamitos Finance Director is hereby authorized to sign and submit the M2 Expenditure Report to OCTA for the fiscal year ending June 30, 2023.

PASSED, APPROVED, AND ADOPTED this 20th day of November, 2023.

DocuSigned by:
Tanya Doby
9F361668660C4A2...
Tanya Doby, Mayor

ATTEST:

DocuSigned by:
Windmera Quintanar
54BCC26B4CA8409...
Windmera Quintanar, MMC, City Clerk

APPROVED AS TO FORM:

DocuSigned by:
Michael S. Daudt
358A1F49BDEFA45B...
Michael S. Daudt, City Attorney

STATE OF CALIFORNIA)
COUNTY OF ORANGE) ss
CITY OF LOS ALAMITOS)

I, Windmera Quintanar, MMC, City Clerk, of the City of Los Alamitos, do hereby certify that the foregoing Resolution was adopted at a Regular meeting of the City Council held on the 20th day of November 2023, by the following vote, to wit:

AYES: COUNCIL MEMBERS: Hasselbrink, Hibard, Doby, Murphy, Nefulda
NOES: COUNCIL MEMBERS: None
ABSENT: COUNCIL MEMBERS: None
ABSTAIN: COUNCIL MEMBERS: None

DocuSigned by:
Windmera Quintanar
54BCC26B4CA8409...
Windmera Quintanar, MMC, City Clerk



Orange County Transportation Authority

M2 Fact Sheet

City of Mission Viejo

Fiscal Year Ended June 30, 2023

Council Action 12/12/2023

Signed Resolution Yes

Revised Final Report? No

	<u>Actual</u>	<u>Benchmark</u>
MOE Expenditures	\$4,694,028	\$2,864,895

Project	Beginning Balance A	Revenues Claimed B	Expenditures C	Ending Balance D	Verify A+B-C-D
M2 Fairshare	3,012,712	2,094,371	1,695,672	3,411,411	0
M2 Fairshare Interest	-39,277	38,424	1,911	-2,764	0
M2 CTFP (Project O)	-654,458	2,043,510	1,389,053	-1	0
M2 CTFP (Project O) Interest	0	0	0	0	0
Regional Traffic Signal Synchronization Program	0	0	0	0	0
Regional Traffic Signal Synchronization Program Int	0	0	0	0	0
SMP or Senior Non-Emergency Medical	542,816	168,953	99,054	612,715	0
SMP or Senior Non-Emergency Medical Interest	6,722	10,538	0	17,259	0
Community Based Transit/Circulators	-425,964	442,401	280,291	-263,854	0
Community Based Transit/Circulators Interest	0	0	0	0	0
Water Quality Program (Project X)	-257,833	417,268	319,284	-159,849	0
Water Quality Program (Project X) Interest	0	0	0	0	0
Grand Total	2,184,716	5,215,465	3,785,264	3,614,917	0

Last External Auditor Review: LFS: 2019; SMP: 2023

M2 Expenditure Report

Fiscal Year Ended June 30, 2023

Beginning and Ending Balances

Description	Line No.	Amount	Interest
Balances at Beginning of Fiscal Year			
A-M Freeway Projects	1	\$ -	\$ -
O Regional Capacity Program (RCP)	2	\$ (654,458.27)	\$ -
P Regional Traffic Signal Synchronization Program (RTSSP)	3	\$ -	\$ -
Q Local Fair Share	4	\$ 3,012,712.14	\$ (39,276.67)
R High Frequency Metrolink Service	5	\$ -	\$ -
S Transit Extensions to Metrolink	6	\$ -	\$ -
T Convert Metrolink Station(s) to Regional Gateways that connect Orange County with High-Speed Rail Systems	7	\$ -	\$ -
U Senior Mobility Program or Senior Non-Emergency Medical Program	8	\$ 542,815.51	\$ 6,721.56
V Community Based Transit/Circulators	9	\$ (425,964.24)	\$ -
W Safe Transit Stops	10	\$ -	\$ -
X Environmental Cleanup Program (Water Quality)	11	\$ (257,833.43)	\$ -
Other*	12	\$ -	\$ -
Balances at Beginning of Fiscal Year	13	\$ 2,217,271.71	\$ (32,555.11)
Monies Made Available During Fiscal Year	14	\$ 5,166,503.99	\$ 48,961.76
Total Monies Available (Sum Lines 13 & 14)	15	\$ 7,383,775.70	\$ 16,406.65
Expenditures During Fiscal Year	16	\$ 3,783,352.89	\$ 1,911.10
Balances at End of Fiscal Year			
A-M Freeway Projects	17	\$ -	\$ -
O Regional Capacity Program (RCP)	18	\$ (0.51)	\$ -
P Regional Traffic Signal Synchronization Program (RTSSP)	19	\$ -	\$ -
Q Local Fair Share	20	\$ 3,411,411.34	\$ (2,763.89)
R High Frequency Metrolink Service	21	\$ -	\$ -
S Transit Extensions to Metrolink	22	\$ -	\$ -
T Convert Metrolink Station(s) to Regional Gateways that connect Orange County with High-Speed Rail Systems	23	\$ -	\$ -
U Senior Mobility Program or Senior Non-Emergency Medical Program	24	\$ 612,714.91	\$ 17,259.44
V Community Based Transit/Circulators	25	\$ (263,853.93)	\$ -
W Safe Transit Stops	26	\$ -	\$ -
X Environmental Cleanup Program (Water Quality)	27	\$ (159,849.00)	\$ -
Other*	28	\$ -	\$ -

* Please provide a specific description

M2 Expenditure Report
Fiscal Year Ended June 30, 2023
Sources and Uses

Description	Line No.	Amount	Interest
Revenues:			
A-M Freeway Projects	1	\$ -	\$ -
O Regional Capacity Program (RCP)	2	\$ 2,043,511	\$ -
P Regional Traffic Signal Synchronization Program (RTSSP)	3	\$ -	\$ -
Q Local Fair Share	4	\$ 2,094,371	\$ 38,424
R High Frequency Metrolink Service	5	\$ -	\$ -
S Transit Extensions to Metrolink	6	\$ -	\$ -
T Convert Metrolink Station(s) to Regional Gateways that connect Orange County with High-Speed Rail Systems	7	\$ -	\$ -
U Senior Mobility Program or Senior Non-Emergency Medical Program	8	\$ 168,953	\$ 10,538
V Community Based Transit/Circulators	9	\$ 442,401	\$ -
W Safe Transit Stops	10	\$ -	\$ -
X Environmental Cleanup Program (Water Quality)	11	\$ 417,268	\$ -
Other*	12	\$ -	\$ -
TOTAL REVENUES (Sum lines 1 to 12)	13	\$ 5,166,504	\$ 48,962
Expenditures:			
A-M Freeway Projects	14	\$ -	\$ -
O Regional Capacity Program (RCP)	15	\$ 1,389,053	\$ -
P Regional Traffic Signal Synchronization Program (RTSSP)	16	\$ -	\$ -
Q Local Fair Share	17	\$ 1,695,672	\$ 1,911
R High Frequency Metrolink Service	18	\$ -	\$ -
S Transit Extensions to Metrolink	19	\$ -	\$ -
T Convert Metrolink Station(s) to Regional Gateways that connect Orange County with High-Speed Rail Systems	20	\$ -	\$ -
U Senior Mobility Program or Senior Non-Emergency Medical Program	21	\$ 99,054	\$ -
V Community Based Transit/Circulators	22	\$ 280,291	\$ -
W Safe Transit Stops	23	\$ -	\$ -
X Environmental Cleanup Program (Water Quality)	24	\$ 319,284	\$ -
Other*	25	\$ -	\$ -
TOTAL EXPENDITURES (Sum lines 14 to 25)	26	\$ 3,783,353	\$ 1,911
TOTAL BALANCE (Subtract line 26 from 13)	27	\$ 1,383,151	\$ 47,051

* Please provide a specific description

M2 Expenditure Report
Fiscal Year Ended June 30, 2023
Streets and Roads Detailed Use of Funds

Type of Expenditure	Line No.	MOE	Developer / Impact Fees ¹	O	O Interest	P	P Interest	Q	Q Interest	X	X Interest	Other M2 ²	Other M2 Interest	Other*	TOTAL
Indirect and/or Overhead	1	\$ 951,931	\$ -	\$ -	\$ -	\$ -	\$ -	\$ 31,721.28	\$ -	\$ -	\$ -	\$ -	\$ -	\$ -	\$ 983,652
Construction & Right-of-Way															
New Street Construction	2	\$ -	\$ -	\$ -	\$ -	\$ -	\$ -	\$ -	\$ -	\$ -	\$ -	\$ -	\$ -	\$ -	\$ -
Street Reconstruction	3	\$ -	\$ -	\$ 1,389,052.79	\$ -	\$ -	\$ -	\$ 379,777.12	\$ -	\$ -	\$ -	\$ -	\$ -	\$ -	\$ 1,768,830
Signals, Safety Devices, & Street Lights	4	\$ -	\$ -	\$ -	\$ -	\$ -	\$ -	\$ -	\$ -	\$ -	\$ -	\$ -	\$ -	\$ -	\$ -
Pedestrian Ways & Bikepaths	5	\$ -	\$ -	\$ -	\$ -	\$ -	\$ -	\$ 22,863.51	\$ -	\$ -	\$ -	\$ -	\$ -	\$ -	\$ 22,864
Storm Drains	6	\$ -	\$ -	\$ -	\$ -	\$ -	\$ -	\$ -	\$ -	\$ -	\$ -	\$ -	\$ -	\$ -	\$ -
Storm Damage	7	\$ -	\$ -	\$ -	\$ -	\$ -	\$ -	\$ -	\$ -	\$ -	\$ -	\$ -	\$ -	\$ -	\$ -
Total Construction¹	8	\$ -	\$ -	\$ 1,389,052.79	\$ -	\$ -	\$ -	\$ 402,640.63	\$ -	\$ -	\$ -	\$ -	\$ -	\$ -	\$ 1,791,693
Right of Way Acquisition	9	\$ -	\$ -	\$ -	\$ -	\$ -	\$ -	\$ -	\$ -	\$ -	\$ -	\$ -	\$ -	\$ -	\$ -
Total Construction & Right-of-Way	10	\$ -	\$ -	\$ 1,389,052.79	\$ -	\$ -	\$ -	\$ 402,640.63	\$ -	\$ -	\$ -	\$ -	\$ -	\$ -	\$ 1,791,693
Maintenance															
Patching	11	\$ 1,690,972.00	\$ -	\$ -	\$ -	\$ -	\$ -	\$ -	\$ -	\$ -	\$ -	\$ -	\$ -	\$ -	\$ 1,690,972
Overlay & Sealing	12	\$ -	\$ -	\$ -	\$ -	\$ -	\$ -	\$ 1,150,528.34	\$ 1,911.10	\$ -	\$ -	\$ -	\$ -	\$ -	\$ 1,152,439
Street Lights & Traffic Signals	13	\$ 1,445,398.00	\$ -	\$ -	\$ -	\$ -	\$ -	\$ 77,629.77	\$ -	\$ -	\$ -	\$ -	\$ -	\$ -	\$ 1,523,028
Storm Damage	14	\$ -	\$ -	\$ -	\$ -	\$ -	\$ -	\$ -	\$ -	\$ -	\$ -	\$ -	\$ -	\$ -	\$ -
Other Street Purpose Maintenance	15	\$ 605,727.00	\$ -	\$ -	\$ -	\$ -	\$ -	\$ 8,561.00	\$ -	\$ 319,283.57	\$ -	\$ -	\$ -	\$ -	\$ 933,572
Total Maintenance¹	16	\$ 3,742,097.00	\$ -	\$ -	\$ -	\$ -	\$ -	\$ 1,236,719.11	\$ 1,911.10	\$ 319,283.57	\$ -	\$ -	\$ -	\$ -	\$ 5,300,011
Other	17	\$ -	\$ -	\$ -	\$ -	\$ -	\$ -	\$ 24,590.79	\$ -	\$ -	\$ -	\$ 379,344.72	\$ -	\$ -	\$ 403,936
GRAND TOTALS (Sum Lines 1, 10, 16, 17)	18	\$ 4,694,028	\$ -	\$ 1,389,053	\$ -	\$ -	\$ -	\$ 1,695,672	\$ 1,911	\$ 319,284	\$ -	\$ 379,345	\$ -	\$ -	\$ 8,479,292
Finance Director Confirmation	19	Any California State Constitution Article XIX streets and road eligible expenditure may be "counted" in local jurisdictions' calculation of MOE if the activity is supported (funded) by a local jurisdictions' discretionary funds (e.g. general fund). The California State Controller also provides useful information on Article XIX and the Streets and Highways Code eligible expenditures in its "Guidelines Relating to Gas Tax Expenditures for Cities and Counties". I have reviewed and am aware of these guidelines and their applicability in calculating and reporting on Maintenance of Effort expenditures. Finance Director initial: <u>CD</u>													

¹ Includes direct charges for staff time
² Other M2 includes A-M, R,S,T,U,V, and W
 + Transportation related only
 * Please provide a specific description

Project	Description
A-M	Freeway Projects
O	Regional Capacity Program (RCP)
P	Regional Traffic Signal Synchronization Program (RTSSP)
Q	Local Fair Share
R	High Frequency Metrolink Service
S	Transit Extensions to Metrolink
T	Convert Metrolink Station(s) to Regional Gateways that connect Orange County with High-Speed Rail Systems
U	Senior Mobility Program or Senior Non-Emergency Medical Program
V	Community Based Transit/Circulators
W	Safe Transit Stops
X	Environmental Cleanup Program (Water Quality)

M2 Expenditure Report
Fiscal Year Ended June 30, 2023

I hereby certify that:

- All the information attached herein and included in schedules 1 through 4 is true and accurate to the best of my knowledge;
- The interest earned on Net Revenues allocated pursuant to the Ordinance shall be expended only for those purposes for which the Net Revenues were allocated;
- The City/County of Mission Viejo is aware of the State Controller's "Guidelines Relating to Gas Tax Expenditures for Cities and Counties", which is a guide for determining MOE Expenditures for M2 Eligibility purposes;
- The City/County's Expenditure Report is in compliance with direction provided in the State Controller's "Guidelines Relating to Gas Tax Expenditures for Cities and Counties;" and
- The City/County of Mission Viejo has expended in this fiscal year an amount of local discretionary funds for streets and roads purposes at least equal to or exceeding the FY 2022-23 MOE benchmark dollar amount¹¹.

Cheryl Dyas

Director of Finance (Print Name)

12/5/23

Date

[Signature]

Signature

¹¹ Jurisdictions are encouraged to submit MOE eligible expenditures higher than their MOE benchmark, so that should certain expenses be ruled ineligible during an MOE audit, the local jurisdiction still has sufficient MOE expenditures to demonstrate continued achievement of the MOE benchmark.

RESOLUTION NO. 23-47

**A RESOLUTION OF THE CITY COUNCIL OF THE CITY OF
MISSION VIEJO ADOPTING THE MEASURE M2
EXPENDITURE REPORT FOR THE CITY OF MISSION VIEJO**

WHEREAS, local jurisdictions are required to meet eligibility requirements and submit eligibility verification packages to the Orange County Transportation Authority (OCTA) in order to remain eligible to receive M2 funds; and

WHEREAS, local jurisdictions are required to adopt an annual M2 Expenditure Report as part of one of the eligibility requirements; and

WHEREAS, local jurisdictions are required to account for Net Revenues, developer/traffic impact fees, and funds expended by local jurisdiction in the M2 Expenditure Report that satisfy the Maintenance of Effort requirements; and

WHEREAS, the M2 Expenditure Report shall include all Net Revenue fund balances, interest earned and expenditures identified by type and program or project; and

WHEREAS, the M2 Expenditure Report must be adopted and submitted to the OCTA each year within six months of the end of the local jurisdiction's fiscal year to be eligible to receive Net Revenues as part of M2.

NOW, THEREFORE, THE COUNCIL OF THE CITY OF MISSION VIEJO, CALIFORNIA DOES HEREBY RESOLVE, DETERMINE, AND ORDER AS FOLLOWS:

SECTION 1. The M2 Expenditure Report is in conformance with the template provided in the Measure M2 Eligibility Guidelines and accounts for Net Revenues including interest earned, expenditures during the fiscal year, and balances at the end of fiscal year.

SECTION 2. The M2 Expenditure Report is hereby adopted by the City of Mission Viejo.

SECTION 3. The City of Mission Viejo Director of Administrative Services is hereby authorized to sign and submit the M2 Expenditure Report to OCTA for the fiscal year ending June 30, 2023.

PASSED, APPROVED, AND ADOPTED this 12th day of December, 2023.




Brian Goodell
Mayor

I, Kimberly Schmitt, City Clerk of the City of Mission Viejo, hereby certify that the foregoing resolution was duly adopted by the City Council of the City of Mission Viejo at a regular meeting thereof, held on the 12th day of December, 2023, by the following vote of the City Council:

AYES: Bucknum, Goodell, Kelley, Ruesch and Vasquez

NOES: None

ABSENT: None



Kimberly Schmitt
City Clerk



Orange County Transportation Authority

M2 Fact Sheet

City of Newport Beach

Fiscal Year Ended June 30, 2023

Council Action 11/28/2023

Signed Resolution Yes

Revised Final Report? No

	<u>Actual</u>	<u>Benchmark</u>
MOE Expenditures	\$15,902,156	\$12,547,102

Project	Beginning Balance A	Revenues Claimed B	Expenditures C	Ending Balance D	Verify A+B-C-D
M2 Fairshare	2,883,816	2,525,261	2,763,995	2,645,082	0
M2 Fairshare Interest	0	29,046	29,046	0	0
M2 CTFP (Project O)	538,198	0	10,636	527,562	0
M2 CTFP (Project O) Interest	0	0	0	0	0
Regional Traffic Signal Synchronization Program	0	0	0	0	0
Regional Traffic Signal Synchronization Program Int	0	0	0	0	0
SMP or Senior Non-Emergency Medical	0	192,278	192,278	0	0
SMP or Senior Non-Emergency Medical Interest	0	1,562	1,562	0	0
Community Based Transit/Circulators	-401,272	149,189	174,431	-426,514	0
Community Based Transit/Circulators Interest	0	0	0	0	0
Water Quality Program (Project X)	-287,509	5,009	0	-282,500	0
Water Quality Program (Project X) Interest	0	0	0	0	0
Other	0	0	0	0	0
Other Interest	0	0	0	0	0
Grand Total	2,733,233	2,902,345	3,171,948	2,463,631	0

Last External Auditor Review: LFS: 2021; SMP: 2023

M2 Expenditure Report

Fiscal Year Ended June 30, 2023

Beginning and Ending Balances

Description	Line No.	Amount	Interest
Balances at Beginning of Fiscal Year			
A-M Freeway Projects	1	\$ -	\$ -
O Regional Capacity Program (RCP)	2	\$ 538,198	\$ -
P Regional Traffic Signal Synchronization Program (RTSSP)	3	\$ -	\$ -
Q Local Fair Share	4	\$ 2,883,816	\$ -
R High Frequency Metrolink Service	5	\$ -	\$ -
S Transit Extensions to Metrolink	6	\$ -	\$ -
T Convert Metrolink Station(s) to Regional Gateways that connect Orange County with High-Speed Rail Systems	7	\$ -	\$ -
U Senior Mobility Program or Senior Non-Emergency Medical Program	8	\$ -	\$ -
V Community Based Transit/Circulators	9	\$ (401,272)	\$ -
W Safe Transit Stops	10	\$ -	\$ -
X Environmental Cleanup Program (Water Quality)	11	\$ (287,509)	\$ -
Other*	12	\$ -	\$ -
Balances at Beginning of Fiscal Year	13	\$ 2,733,233	\$ -
Monies Made Available During Fiscal Year	14	\$ 2,871,737	\$ 30,608
Total Monies Available (Sum Lines 13 & 14)	15	\$ 5,604,970	\$ 30,608
Expenditures During Fiscal Year	16	\$ 3,141,340	\$ 30,608
Balances at End of Fiscal Year			
A-M Freeway Projects	17	\$ -	\$ -
O Regional Capacity Program (RCP)	18	\$ 527,562	\$ -
P Regional Traffic Signal Synchronization Program (RTSSP)	19	\$ -	\$ -
Q Local Fair Share	20	\$ 2,645,082	\$ -
R High Frequency Metrolink Service	21	\$ -	\$ -
S Transit Extensions to Metrolink	22	\$ -	\$ -
T Convert Metrolink Station(s) to Regional Gateways that connect Orange County with High-Speed Rail Systems	23	\$ -	\$ -
U Senior Mobility Program or Senior Non-Emergency Medical Program	24	\$ -	\$ -
V Community Based Transit/Circulators	25	\$ (426,514)	\$ -
W Safe Transit Stops	26	\$ -	\$ -
X Environmental Cleanup Program (Water Quality)	27	\$ (282,500)	\$ -
Other*	28	\$ -	\$ -

Based on comments from OCTA regarding the city's M2 expenditure report for the fiscal year ended June 30, 2022, cash balances are reported for projects O, V, and X, and fund balance is reported for project Q.

M2 Expenditure Report

Fiscal Year Ended June 30, 2023

Sources and Uses

Description	Line No.	Amount	Interest
Revenues:			
A-M Freeway Projects	1	\$ -	\$ -
O Regional Capacity Program (RCP)	2	\$ -	\$ -
P Regional Traffic Signal Synchronization Program (RTSSP)	3	\$ -	\$ -
Q Local Fair Share	4	\$ 2,525,261	\$ 29,046
R High Frequency Metrolink Service	5	\$ -	\$ -
S Transit Extensions to Metrolink	6	\$ -	\$ -
T Convert Metrolink Station(s) to Regional Gateways that connect Orange County with High-Speed Rail Systems	7	\$ -	\$ -
U Senior Mobility Program or Senior Non-Emergency Medical Program	8	\$ 192,278	\$ 1,562
V Community Based Transit/Circulators	9	\$ 149,189	\$ -
W Safe Transit Stops	10	\$ -	\$ -
X Environmental Cleanup Program (Water Quality)	11	\$ 5,009	\$ -
Other*	12	\$ -	\$ -
TOTAL REVENUES (Sum lines 1 to 12)	13	\$ 2,871,737	\$ 30,608
Expenditures:			
A-M Freeway Projects	14	\$ -	\$ -
O Regional Capacity Program (RCP)	15	\$ 10,636	\$ -
P Regional Traffic Signal Synchronization Program (RTSSP)	16	\$ -	\$ -
Q Local Fair Share	17	\$ 2,763,995	\$ 29,046
R High Frequency Metrolink Service	18	\$ -	\$ -
S Transit Extensions to Metrolink	19	\$ -	\$ -
T Convert Metrolink Station(s) to Regional Gateways that connect Orange County with High-Speed Rail Systems	20	\$ -	\$ -
U Senior Mobility Program or Senior Non-Emergency Medical Program	21	\$ 192,278	\$ 1,562
V Community Based Transit/Circulators	22	\$ 174,431	\$ -
W Safe Transit Stops	23	\$ -	\$ -
X Environmental Cleanup Program (Water Quality)	24	\$ -	\$ -
Other*	25	\$ -	\$ -
TOTAL EXPENDITURES (Sum lines 14 to 25)	26	\$ 3,141,340	\$ 30,608
TOTAL BALANCE (Subtract line 26 from 13)	27	\$ (269,603)	\$ -

Based on comments from OCTA regarding the city's M2 expenditure report for the fiscal year ended June 30, 2022, projects O, V, and X are reported on a cash basis, and project Q is reported on a modified accrual basis.

Project X revenue is a transfer from the city's general fund because of expenditures in prior fiscal years that are not being reimbursed by OCTA.

M2 Expenditure Report
Fiscal Year Ended June 30, 2023
Streets and Roads Detailed Use of Funds

Type of Expenditure	Line No.	MOE	Developer / Impact Fees ¹	O	O Interest	P	P Interest	Q	Q Interest	X	X Interest	Other M2 ²	Other M2 Interest	Other*	TOTAL
Indirect and/or Overhead	1	\$ 9,201,188	\$ -	\$ -	\$ -	\$ -	\$ -	\$ -	\$ -	\$ -	\$ -	\$ -	\$ -	\$ -	\$ 9,201,188
Construction & Right-of-Way															
New Street Construction	2	\$ -	\$ -	\$ -	\$ -	\$ -	\$ -	\$ -	\$ -	\$ -	\$ -	\$ -	\$ -	\$ -	\$ -
Street Reconstruction	3	\$ 757,336	\$ -	\$ -	\$ -	\$ -	\$ -	\$ 2,763,995	\$ 29,046	\$ -	\$ -	\$ -	\$ -	\$ -	\$ 3,550,377
Signals, Safety Devices, & Street Lights	4	\$ -	\$ -	\$ -	\$ -	\$ -	\$ -	\$ -	\$ -	\$ -	\$ -	\$ -	\$ -	\$ -	\$ -
Pedestrian Ways & Bikepaths	5	\$ -	\$ -	\$ 10,636	\$ -	\$ -	\$ -	\$ -	\$ -	\$ -	\$ -	\$ -	\$ -	\$ -	\$ 10,636
Storm Drains	6	\$ -	\$ -	\$ -	\$ -	\$ -	\$ -	\$ -	\$ -	\$ -	\$ -	\$ -	\$ -	\$ -	\$ -
Storm Damage	7	\$ -	\$ -	\$ -	\$ -	\$ -	\$ -	\$ -	\$ -	\$ -	\$ -	\$ -	\$ -	\$ -	\$ -
Total Construction¹	8	\$ 757,336	\$ -	\$ 10,636	\$ -	\$ -	\$ -	\$ 2,763,995	\$ 29,046	\$ -	\$ -	\$ -	\$ -	\$ -	\$ 3,561,013
Right of Way Acquisition	9	\$ -	\$ -	\$ -	\$ -	\$ -	\$ -	\$ -	\$ -	\$ -	\$ -	\$ -	\$ -	\$ -	\$ -
Total Construction & Right-of-Way	10	\$ 757,336	\$ -	\$ 10,636	\$ -	\$ -	\$ -	\$ 2,763,995	\$ 29,046	\$ -	\$ -	\$ -	\$ -	\$ -	\$ 3,561,013
Maintenance															
Patching	11	\$ 56,800	\$ -	\$ -	\$ -	\$ -	\$ -	\$ -	\$ -	\$ -	\$ -	\$ -	\$ -	\$ -	\$ 56,800
Overlay & Sealing	12	\$ 996,697	\$ -	\$ -	\$ -	\$ -	\$ -	\$ -	\$ -	\$ -	\$ -	\$ -	\$ -	\$ -	\$ 996,697
Street Lights & Traffic Signals	13	\$ 2,745,712	\$ -	\$ -	\$ -	\$ -	\$ -	\$ -	\$ -	\$ -	\$ -	\$ -	\$ -	\$ -	\$ 2,745,712
Storm Damage	14	\$ -	\$ -	\$ -	\$ -	\$ -	\$ -	\$ -	\$ -	\$ -	\$ -	\$ -	\$ -	\$ -	\$ -
Other Street Purpose Maintenance	15	\$ 2,144,423	\$ -	\$ -	\$ -	\$ -	\$ -	\$ -	\$ -	\$ -	\$ -	\$ -	\$ -	\$ -	\$ 2,144,423
Total Maintenance¹	16	\$ 5,943,632	\$ -	\$ -	\$ -	\$ -	\$ -	\$ -	\$ -	\$ -	\$ -	\$ -	\$ -	\$ -	\$ 5,943,632
Other	17	\$ -	\$ -	\$ -	\$ -	\$ -	\$ -	\$ -	\$ -	\$ -	\$ -	\$ 366,709	\$ 1,562	\$ -	\$ 368,271
GRAND TOTALS (Sum Lines 1, 10, 16, 17)	18	\$ 15,902,156	\$ -	\$ 10,636	\$ -	\$ -	\$ -	\$ 2,763,995	\$ 29,046	\$ -	\$ -	\$ 366,709	\$ 1,562	\$ -	\$ 19,074,104
Finance Director Confirmation	19	Any California State Constitution Article XIX streets and road eligible expenditure may be "counted" in local jurisdictions' calculation of MOE if the activity is supported (funded) by a local jurisdictions' discretionary funds (e.g. general fund). The California State Controller also provides useful information on Article XIX and the Streets and Highways Code eligible expenditures in its "Guidelines Relating to Gas Tax Expenditures for Cities and Counties". I have reviewed and am aware of these guidelines and their applicability in calculating and reporting on Maintenance of Effort expenditures. Finance Director initial: <u> <i>W</i> </u>													

¹ Includes direct charges for staff time
² Other M2 includes A-M, R,S,T,U,V, and W
 + Transportation related only
 * Please provide a specific description

Based on comments from OCTA regarding the city's M2 expenditure report for the fiscal year ended June 30, 2022, projects O, V, and X are reported on a cash basis, and project Q is reported on a modified accrual basis.

Legend

Project	Description
A-M	Freeway Projects
O	Regional Capacity Program (RCP)
P	Regional Traffic Signal Synchronization Program (RTSSP)
Q	Local Fair Share
R	High Frequency Metrolink Service
S	Transit Extensions to Metrolink
T	Convert Metrolink Station(s) to Regional Gateways that connect Orange County with High-Speed Rail Systems
U	Senior Mobility Program or Senior Non-Emergency Medical Program
V	Community Based Transit/Circulators
W	Safe Transit Stops
X	Environmental Cleanup Program (Water Quality)

M2 Expenditure Report
Fiscal Year Ended June 30, 2023

I hereby certify that:

- All the information attached herein and included in schedules 1 through 4 is true and accurate to the best of my knowledge;
- The interest earned on Net Revenues allocated pursuant to the Ordinance shall be expended only for those purposes for which the Net Revenues were allocated;
- The City of Newport Beach is aware of the State Controller’s “Guidelines Relating to Gas Tax Expenditures for Cities and Counties”, which is a guide for determining MOE Expenditures for M2 Eligibility purposes;
- The City’s Expenditure Report is in compliance with direction provided in the State Controller’s “Guidelines Relating to Gas Tax Expenditures for Cities and Counties;” and
- The City of Newport Beach has expended in this fiscal year an amount of local discretionary funds for streets and roads purposes at least equal to or exceeding the FY 2022-23 MOE benchmark dollar amount¹¹.

Jason Al-Imam

Director of Finance (Print Name)

10/13/23

Date

Jason Al-Imam

Signature

¹¹ Jurisdictions are encouraged to submit MOE eligible expenditures higher than their MOE benchmark, so that should certain expenses be ruled ineligible during an MOE audit, the local jurisdiction still has sufficient MOE expenditures to demonstrate continued achievement of the MOE benchmark.

RESOLUTION NO. 2023-79

A RESOLUTION OF THE CITY COUNCIL OF THE CITY OF NEWPORT BEACH, CALIFORNIA, CONCERNING THE MEASURE M2 EXPENDITURE REPORT FOR THE CITY OF NEWPORT BEACH FOR THE FISCAL YEAR ENDING JUNE 30, 2023

WHEREAS, local jurisdictions are required to meet eligibility requirements and submit eligibility verification packages to the Orange County Transportation Authority ("OCTA") to remain eligible to receive Measure M2 ("M2") funds;

WHEREAS, local jurisdictions are required to adopt an annual expenditure report as part of the eligibility requirements ("Expenditure Report"), which Expenditure Report is attached hereto as Exhibit A and incorporated herein by reference;

WHEREAS, local jurisdictions are required to account for developer/traffic impact fees, and funds expended by the local jurisdiction in the Expenditure Report that satisfy OCTA's Maintenance of Effort requirements;

WHEREAS, local jurisdictions are also required to account for Net Revenues in such Expenditure Report, which is defined by OCTA as "[a]ll of the gross revenues generated from the transactions and use tax plus any interest or other earnings thereon (collectively, "Revenues"), after the deduction for: (i) amounts payable to the State Board of Equalization for the performance of functions incidental to the administration and operation of the Ordinance, (ii) costs for the administration of the Ordinance as provided herein, (iii) two percent (2%) of the Revenues annually allocated for Environmental Cleanup, and (iv) satisfaction of debt service requirements of all bonds issued pursuant to the Ordinance that are not satisfied out of separate allocations, shall be defined as 'Net Revenues' and shall be allocated solely for the transportation purposes described in the Ordinance";

WHEREAS, the Expenditure Report shall include all Net Revenue fund balances, interest earned and expenditures identified by type and program or project; and

WHEREAS, the Expenditure Report must be adopted and submitted to OCTA each year within six months of the end of the local jurisdiction's fiscal year to be eligible to receive Net Revenues as part of M2.

NOW, THEREFORE, the City Council of the City of Newport Beach resolves as follows:

Section 1: The City Council does hereby inform OCTA that:

- a) The Expenditure Report is in conformance with the template provided in the Measure M2 Eligibility Guidelines and accounts for Net Revenues including interest earned, expenditures during the fiscal year, and balances at the end of fiscal year.
- b) The Expenditure Report is hereby adopted by the City of Newport Beach.
- c) The City of Newport Beach's Finance Director is hereby authorized to sign and submit the M2 Expenditure Report to OCTA for the fiscal year ending June 30, 2023.

Section 2: The recitals provided in this resolution are true and correct and are incorporated into the operative part of this resolution.

Section 3: If any section, subsection, sentence, clause or phrase of this resolution is, for any reason, held to be invalid or unconstitutional, such decision shall not affect the validity or constitutionality of the remaining portions of this resolution. The City Council hereby declares that it would have passed this resolution, and each section, subsection, sentence, clause or phrase hereof, irrespective of the fact that any one or more sections, subsections, sentences, clauses or phrases be declared invalid or unconstitutional.

Section 4: The City Council finds the adoption of this resolution is not subject to the California Environmental Quality Act ("CEQA") pursuant to Sections 15060(c)(2) (the activity will not result in a direct or reasonably foreseeable indirect physical change in the environment) and 15060(c)(3) (the activity is not a project as defined in Section 15378) of the CEQA Guidelines, California Code of Regulations, Title 14, Division 6, Chapter 3, because it has no potential for resulting in physical change to the environment, directly or indirectly.


Section 5: This resolution shall take effect immediately upon its adoption by the City Council, and the City Clerk shall certify the vote adopting the resolution.

ADOPTED this 28th day of November, 2023.



NOAH BLOM
Mayor

ATTEST:



Leilani I. Brown
City Clerk



APPROVED AS TO FORM:
CITY ATTORNEY'S OFFICE



Aaron C. Harp
City Attorney

Attachment: Exhibit A – Expenditure Report

STATE OF CALIFORNIA }
COUNTY OF ORANGE } ss.
CITY OF NEWPORT BEACH }

I, Leilani I. Brown, City Clerk of the City of Newport Beach, California, do hereby certify that the whole number of members of the City Council is seven; the foregoing resolution, being Resolution No. 2023-79 was duly introduced before and adopted by the City Council of said City at a regular meeting of said Council held on the 28th day of November, 2023; and the same was so passed and adopted by the following vote, to wit:

AYES: Mayor Noah Blom, Mayor Pro Tem Will O'Neill, Councilmember Brad Avery
Councilmember Robyn Grant, Councilmember Lauren Kleiman, Councilmember
Joe Stapleton, Councilmember Erik Weigand

NAYS: None

IN WITNESS WHEREOF, I have hereunto subscribed my name and affixed the official seal of said City this 29th day of November, 2023.





Leilani I. Brown
City Clerk
Newport Beach, California



Orange County Transportation Authority

M2 Fact Sheet

City of Placentia

Fiscal Year Ended June 30, 2023

Council Action 12/5/2023

Signed Resolution Yes

Revised Final Report? No

	<u>Actual</u>	<u>Benchmark</u>
MOE Expenditures	\$3,370,674	\$770,006

Project	Beginning Balance A	Revenues Claimed B	Expenditures C	Ending Balance D	Verify A+B-C-D
M2 Fairshare	861,180	649,161	1,106,061	404,280	0
M2 Fairshare Interest	2,898	7,078	0	9,976	0
SMP or Senior Non-Emergency Medical	71,126	200,675	3,984	267,817	0
SMP or Senior Non-Emergency Medical Interest	2,985	583	0	3,568	0
Water Quality Program (Project X)	-158,376	0	0	-158,376	0
Water Quality Program (Project X) Interest	0	0	0	0	0
Other	0	460,932	460,932	0	0
Other Interest	0	0	0	0	0
Grand Total	779,813	1,318,429	1,570,977	527,265	0

Last External Auditor Review: LFS: 2020; SMP: 2020

M2 Expenditure Report

Fiscal Year Ended June 30, 2023

Beginning and Ending Balances

Description	Line No.	Amount	Interest
Balances at Beginning of Fiscal Year			
A-M Freeway Projects	1	\$ -	\$ -
O Regional Capacity Program (RCP)	2	\$ -	\$ -
P Regional Traffic Signal Synchronization Program (RTSSP)	3	\$ -	\$ -
Q Local Fair Share	4	\$ 861,180.24	\$ 2,898.09
R High Frequency Metrolink Service	5	\$ -	\$ -
S Transit Extensions to Metrolink	6	\$ -	\$ -
T Convert Metrolink Station(s) to Regional Gateways that connect Orange County with High-Speed Rail Systems	7	\$ -	\$ -
U Senior Mobility Program or Senior Non-Emergency Medical Program	8	\$ 71,125.96	\$ 2,984.67
V Community Based Transit/Circulators	9	\$ -	\$ -
W Safe Transit Stops	10	\$ -	\$ -
X Environmental Cleanup Program (Water Quality)	11	\$ (158,375.81)	\$ -
Other*	12	\$ -	\$ -
Balances at Beginning of Fiscal Year	13	\$ 773,930.39	\$ 5,882.76
Monies Made Available During Fiscal Year	14	\$ 1,310,767.77	\$ 7,661.00
Total Monies Available (Sum Lines 13 & 14)	15	\$ 2,084,698.16	\$ 13,543.76
Expenditures During Fiscal Year	16	\$ 1,570,977.41	\$ -
Balances at End of Fiscal Year			
A-M Freeway Projects	17	\$ -	\$ -
O Regional Capacity Program (RCP)	18	\$ -	\$ -
P Regional Traffic Signal Synchronization Program (RTSSP)	19	\$ -	\$ -
Q Local Fair Share	20	\$ 404,279.96	\$ 9,976.09
R High Frequency Metrolink Service	21	\$ -	\$ -
S Transit Extensions to Metrolink	22	\$ -	\$ -
T Convert Metrolink Station(s) to Regional Gateways that connect Orange County with High-Speed Rail Systems	23	\$ -	\$ -
U Senior Mobility Program or Senior Non-Emergency Medical Program	24	\$ 267,816.60	\$ 3,567.67
V Community Based Transit/Circulators	25	\$ -	\$ -
W Safe Transit Stops	26	\$ -	\$ -
X Environmental Cleanup Program (Water Quality)	27	\$ (158,375.81)	\$ -
Other*	28	\$ -	\$ -

* Please provide a specific description

M2 Expenditure Report
Fiscal Year Ended June 30, 2023
Sources and Uses

Description	Line No.	Amount	Interest
Revenues:			
A-M Freeway Projects	1	\$ -	\$ -
O Regional Capacity Program (RCP)	2	\$ -	\$ -
P Regional Traffic Signal Synchronization Program (RTSSP)	3	\$ -	\$ -
Q Local Fair Share	4	\$ 649,161.13	\$ 7,078
R High Frequency Metrolink Service	5	\$ -	\$ -
S Transit Extensions to Metrolink	6	\$ -	\$ -
T Convert Metrolink Station(s) to Regional Gateways that connect Orange County with High-Speed Rail Systems	7	\$ -	\$ -
U Senior Mobility Program or Senior Non-Emergency Medical Program	8	\$ 200,674.64	\$ 583
V Community Based Transit/Circulators	9	\$ -	\$ -
W Safe Transit Stops	10	\$ -	\$ -
X Environmental Cleanup Program (Water Quality)	11	\$ -	\$ -
Other: Measure M pledged for Debt Service	12	\$ 460,932.00	\$ -
TOTAL REVENUES (Sum lines 1 to 12)	13	\$ 1,310,768	\$ 7,661
Expenditures:			
A-M Freeway Projects	14	\$ -	\$ -
O Regional Capacity Program (RCP)	15	\$ -	\$ -
P Regional Traffic Signal Synchronization Program (RTSSP)	16	\$ -	\$ -
Q Local Fair Share	17	\$ 1,106,061.41	\$ -
R High Frequency Metrolink Service	18	\$ -	\$ -
S Transit Extensions to Metrolink	19	\$ -	\$ -
T Convert Metrolink Station(s) to Regional Gateways that connect Orange County with High-Speed Rail Systems	20	\$ -	\$ -
U Senior Mobility Program or Senior Non-Emergency Medical Program	21	\$ 3,984.00	\$ -
V Community Based Transit/Circulators	22	\$ -	\$ -
W Safe Transit Stops	23	\$ -	\$ -
X Environmental Cleanup Program (Water Quality)	24	\$ -	\$ -
Other: Debt Service Payment	25	\$ 460,932.00	\$ -
TOTAL EXPENDITURES (Sum lines 14 to 25)	26	\$ 1,570,977	\$ -
TOTAL BALANCE (Subtract line 26 from 13)	27	\$ (260,210)	\$ 7,661

* Please provide a specific description

This is a principal and interest expense of the Measure M advance loan from OCTA tot the City to pay for Or

M2 Expenditure Report
Fiscal Year Ended June 30, 2023
Streets and Roads Detailed Use of Funds

Type of Expenditure	Line No.	MOE	Developer / Impact Fees ⁺	O	O Interest	P	P Interest	Q	Q Interest	X	X Interest	Other M2 ²	Other M2 Interest	Other*	TOTAL
Indirect and/or Overhead	1	\$ -	\$ -	\$ -	\$ -	\$ -	\$ -	\$ -	\$ -	\$ -	\$ -	\$ -	\$ -	\$ -	\$ -
Construction & Right-of-Way															
New Street Construction	2	\$ -	\$ -	\$ -	\$ -	\$ -	\$ -	\$ -	\$ -	\$ -	\$ -	\$ -	\$ -	\$ -	\$ -
Street Reconstruction	3	\$ 3,184,924.70	\$ -	\$ -	\$ -	\$ -	\$ -	\$ 1,106,061.41	\$ -	\$ -	\$ -	\$ -	\$ -	\$ -	\$ 4,290,986
Signals, Safety Devices, & Street Lights	4	\$ -	\$ -	\$ -	\$ -	\$ -	\$ -	\$ -	\$ -	\$ -	\$ -	\$ -	\$ -	\$ -	\$ -
Pedestrian Ways & Bikepaths	5	\$ 134,110.00	\$ -	\$ -	\$ -	\$ -	\$ -	\$ -	\$ -	\$ -	\$ -	\$ -	\$ -	\$ -	\$ 134,110
Storm Drains	6	\$ -	\$ -	\$ -	\$ -	\$ -	\$ -	\$ -	\$ -	\$ -	\$ -	\$ -	\$ -	\$ -	\$ -
Storm Damage	7	\$ -	\$ -	\$ -	\$ -	\$ -	\$ -	\$ -	\$ -	\$ -	\$ -	\$ -	\$ -	\$ -	\$ -
Total Construction¹	8	\$ 3,319,034.70	\$ -	\$ -	\$ -	\$ -	\$ -	\$ 1,106,061.41	\$ -	\$ -	\$ -	\$ -	\$ -	\$ -	\$ 4,425,096
Right of Way Acquisition	9	\$ -	\$ -	\$ -	\$ -	\$ -	\$ -	\$ -	\$ -	\$ -	\$ -	\$ -	\$ -	\$ -	\$ -
Total Construction & Right-of-Way	10	\$ 3,319,034.70	\$ -	\$ -	\$ -	\$ -	\$ -	\$ 1,106,061.41	\$ -	\$ -	\$ -	\$ -	\$ -	\$ -	\$ 4,425,096
Maintenance															
Patching	11	\$ -	\$ -	\$ -	\$ -	\$ -	\$ -	\$ -	\$ -	\$ -	\$ -	\$ -	\$ -	\$ -	\$ -
Overlay & Sealing	12	\$ 51,639.76	\$ -	\$ -	\$ -	\$ -	\$ -	\$ -	\$ -	\$ -	\$ -	\$ -	\$ -	\$ -	\$ 51,640
Street Lights & Traffic Signals	13	\$ -	\$ -	\$ -	\$ -	\$ -	\$ -	\$ -	\$ -	\$ -	\$ -	\$ -	\$ -	\$ -	\$ -
Storm Damage	14	\$ -	\$ -	\$ -	\$ -	\$ -	\$ -	\$ -	\$ -	\$ -	\$ -	\$ -	\$ -	\$ -	\$ -
Other Street Purpose Maintenance	15	\$ -	\$ -	\$ -	\$ -	\$ -	\$ -	\$ -	\$ -	\$ -	\$ -	\$ -	\$ -	\$ -	\$ -
Total Maintenance¹	16	\$ 51,639.76	\$ -	\$ -	\$ -	\$ -	\$ -	\$ -	\$ -	\$ -	\$ -	\$ -	\$ -	\$ -	\$ 51,640
Other	17		\$ -	\$ -	\$ -	\$ -	\$ -	\$ -	\$ -	\$ -	\$ -	\$ 3,984.00	\$ -	\$ 460,932.00	\$ 464,916
GRAND TOTALS (Sum Lines 1, 10, 16, 17)	18	\$ 3,370,674	\$ -	\$ -	\$ -	\$ -	\$ -	\$ 1,106,061	\$ -	\$ -	\$ -	\$ 3,984	\$ -	\$ 460,932	\$ 4,941,652
Finance Director Confirmation	19	Any California State Constitution Article XIX streets and road eligible expenditure may be "counted" in local jurisdictions' calculation of MOE if the activity is supported (funded) by a local jurisdictions' discretionary funds (e.g. general fund). The California State Controller also provides useful information on Article XIX and the Streets and Highways Code eligible expenditures in its "Guidelines Relating to Gas Tax Expenditures for Cities and Counties". I have reviewed and am aware of these guidelines and their applicability in calculating and reporting on Maintenance of Effort expenditures. Finance Director initial: <u> JL </u>													

¹ Includes direct charges for staff time
² Other M2 includes A-M, R,S,T,U,V, and W
+ Transportation related only
* Please provide a specific description

Legend

Project	Description
A-M	Freeway Projects
O	Regional Capacity Program (RCP)
P	Regional Traffic Signal Synchronization Program (RTSSP)
Q	Local Fair Share
R	High Frequency Metrolink Service
S	Transit Extensions to Metrolink
T	Convert Metrolink Station(s) to Regional Gateways that connect Orange County with High-Speed Rail Systems
U	Senior Mobility Program or Senior Non-Emergency Medical Program
V	Community Based Transit/Circulators
W	Safe Transit Stops
X	Environmental Cleanup Program (Water Quality)

M2 Expenditure Report Fiscal Year Ended June 30, 2023

I hereby certify that:

- All the information attached herein and included in schedules 1 through 4 is true and accurate to the best of my knowledge;
- The interest earned on Net Revenues allocated pursuant to the Ordinance shall be expended only for those purposes for which the Net Revenues were allocated;
- The City of Placentia _____ is aware of the State Controller’s “Guidelines Relating to Gas Tax Expenditures for Cities and Counties”, which is a guide for determining MOE Expenditures for M2 Eligibility purposes;
- The City’s Expenditure Report is in compliance with direction provided in the State Controller’s “Guidelines Relating to Gas Tax Expenditures for Cities and Counties;” and
- The City of Placentia has expended in this fiscal year an amount of local discretionary funds for streets and roads purposes at least equal to or exceeding the FY 2022-23 MOE benchmark dollar amount¹¹.

Jennifer Lampman

Director of Finance (Print Name)

12-13-23
Date



Signature

¹¹ Jurisdictions are encouraged to submit MOE eligible expenditures higher than their MOE benchmark, so that should certain expenses be ruled ineligible during an MOE audit, the local jurisdiction still has sufficient MOE expenditures to demonstrate continued achievement of the MOE benchmark.

RESOLUTION NO. R-2023-86

A RESOLUTION OF THE CITY COUNCIL OF THE CITY OF PLACENTIA, CALIFORNIA, CONCERNING THE FISCAL YEAR 2022-23 MEASURE M2 (M2) EXPENDITURE REPORT FOR THE CITY OF PLACENTIA

A. Recitals

(i). Local jurisdictions are required to meet eligibility requirements and submit eligibility verification packages to the Orange County Transportation Authority (OCTA) in order to remain eligible to receive M2 funds; and

(ii). Local jurisdictions are required to adopt an annual M2 Expenditure Report as part of one of the eligibility requirements; and

(iii). Local jurisdictions are required to account for Net Revenues, developer/traffic impact fees, and funds expended by local jurisdiction in the M2 Expenditure Report that satisfy the Maintenance of Effort requirements; and

(iv). The M2 Expenditure Report shall include all Net Revenue fund balances, interest earned and expenditures identified by type and program or project; and


(v). The M2 Expenditure Report must be adopted and submitted to the OCTA each year within six months of the end of the local jurisdiction's fiscal year to be eligible to receive Net Revenues as part of M2.

B. Resolution

NOW, THEREFORE, THE CITY COUNCIL OF THE CITY OF PLACENTIA DOES HEREBY FIND, DETERMINE AND RESOLVE AS FOLLOWS:

1. The M2 Expenditure Report is in conformance with the template provided in the Measure M2 Eligibility Guidelines and accounts for Net Revenues including interest earned, expenditures during the fiscal year, and balances at the end of fiscal year.
2. The M2 Expenditure Report is hereby adopted by the City of Placentia.
3. The City of Placentia Finance Director is hereby authorized to sign and submit the M2 Expenditure Report to OCTA for the fiscal year ending June 30, 2023.

APPROVED and ADOPTED this 5th day of December 2023



Ward L. Smith, Mayor

ATTEST:



Robert S. McKinnell, City Clerk



STATE OF CALIFORNIA
COUNTY OF ORANGE

I, Robert S. McKinnell, City Clerk of the City of Placentia do hereby certify that the foregoing Resolution was adopted at a regular meeting of the City Council held on the 5th day of December 2023 by the following vote:

AYES: Councilmembers: Kirwin, Shader, Wanke, Yamaguchi, Smith
NOES: Councilmembers: None
ABSENT: Councilmembers: None
ABSTAIN: Councilmembers: None



Robert S. McKinnell, City Clerk

APPROVED AS TO FORM:



Christian L. Bettenhausen, City Attorney



Orange County Transportation Authority

M2 Fact Sheet

**City of Rancho Santa Margarita
Fiscal Year Ended June 30, 2023**

Council Action 11/8/2023
Signed Resolution Yes
Revised Final Report? No

	<u>Actual</u>	<u>Benchmark</u>
MOE Expenditures	\$688,337	\$428,337

Project	Beginning Balance A	Revenues Claimed B	Expenditures C	Ending Balance D	Verify A+B-C-D
M2 Fairshare	698,914	977,506	946,051	730,369	0
M2 Fairshare Interest	0	18,058	18,058	0	0
SMP or Senior Non-Emergency Medical	81,935	38,739	75,134	45,540	0
SMP or Senior Non-Emergency Medical Interest	0	763	763	0	0
Community Based Transit/Circulators	0	0	0	0	0
Community Based Transit/Circulators Interest	0	0	0	0	0
Water Quality Program (Project X)	0	0	0	0	0
Water Quality Program (Project X) Interest	0	0	0	0	0
Grand Total	780,849	1,035,066	1,040,006	775,909	0

Last External Auditor Review: LFS: 2022; SMP: 2021

M2 Expenditure Report

Fiscal Year Ended June 30, 2023

Beginning and Ending Balances

Description	Line No.	Amount	Interest
Balances at Beginning of Fiscal Year			
A-M Freeway Projects	1	\$ -	\$ -
O Regional Capacity Program (RCP)	2	\$ -	\$ -
P Regional Traffic Signal Synchronization Program (RTSSP)	3	\$ -	\$ -
Q Local Fair Share	4	\$ 698,914	\$ -
R High Frequency Metrolink Service	5	\$ -	\$ -
S Transit Extensions to Metrolink	6	\$ -	\$ -
T Convert Metrolink Station(s) to Regional Gateways that connect Orange County with High-Speed Rail Systems	7	\$ -	\$ -
U Senior Mobility Program or Senior Non-Emergency Medical Program	8	\$ 81,935	\$ -
V Community Based Transit/Circulators	9	\$ -	\$ -
W Safe Transit Stops	10	\$ -	\$ -
X Environmental Cleanup Program (Water Quality)	11	\$ -	\$ -
Other*	12	\$ -	\$ -
Balances at Beginning of Fiscal Year	13	\$ 780,849	\$ -
Monies Made Available During Fiscal Year	14	\$ 1,016,245	\$ 18,821
Total Monies Available (Sum Lines 13 & 14)	15	\$ 1,797,094	\$ 18,821
Expenditures During Fiscal Year	16	\$ 1,021,185	\$ 18,821
Balances at End of Fiscal Year			
A-M Freeway Projects	17	\$ -	\$ -
O Regional Capacity Program (RCP)	18	\$ -	\$ -
P Regional Traffic Signal Synchronization Program (RTSSP)	19	\$ -	\$ -
Q Local Fair Share	20	\$ 730,369	\$ 0
R High Frequency Metrolink Service	21	\$ -	\$ -
S Transit Extensions to Metrolink	22	\$ -	\$ -
T Convert Metrolink Station(s) to Regional Gateways that connect Orange County with High-Speed Rail Systems	23	\$ -	\$ -
U Senior Mobility Program or Senior Non-Emergency Medical Program	24	\$ 45,540	\$ (0)
V Community Based Transit/Circulators	25	\$ -	\$ -
W Safe Transit Stops	26	\$ -	\$ -
X Environmental Cleanup Program (Water Quality)	27	\$ -	\$ -
Other*	28	\$ -	\$ -

* Please provide a specific description

Footnote: In FY 21/22, the overall interest income for Local Fair Share reflected a negative balance due to the LAIF Fair Market Value (FMV) audit adjusting journal entry required by GASB. The positive interest income was netted against the FMV amount, and in that year it netted a negative amount. The journal entry is purely for audit purposes and does not reflect an actual loss to the Measure M fund. Each fiscal year, the prior year's entry is reversed and a current entry is made based on the LAIF FMV determined at the end of each fiscal year. In FY 22/23, after the prior entry was reversed, the net amount was positive. The beginning balance is the net of the prior year's ending balances. I did this because the negative amount has been reversed and should no longer be accounted for separately.

M2 Expenditure Report
Fiscal Year Ended June 30, 2023
Sources and Uses

Description	Line No.	Amount	Interest
Revenues:			
A-M Freeway Projects	1	\$ -	\$ -
O Regional Capacity Program (RCP)	2	\$ -	\$ -
P Regional Traffic Signal Synchronization Program (RTSSP)	3	\$ -	\$ -
Q Local Fair Share	4	\$ 977,506	\$ 18,058
R High Frequency Metrolink Service	5	\$ -	\$ -
S Transit Extensions to Metrolink	6	\$ -	\$ -
T Convert Metrolink Station(s) to Regional Gateways that connect Orange County with High-Speed Rail Systems	7	\$ -	\$ -
U Senior Mobility Program or Senior Non-Emergency Medical Program	8	\$ 38,739	\$ 763
V Community Based Transit/Circulators	9	\$ -	\$ -
W Safe Transit Stops	10	\$ -	\$ -
X Environmental Cleanup Program (Water Quality)	11	\$ -	\$ -
Other*	12	\$ -	\$ -
TOTAL REVENUES (Sum lines 1 to 12)	13	\$ 1,016,245	\$ 18,821
Expenditures:			
A-M Freeway Projects	14	\$ -	\$ -
O Regional Capacity Program (RCP)	15	\$ -	\$ -
P Regional Traffic Signal Synchronization Program (RTSSP)	16	\$ -	\$ -
Q Local Fair Share	17	\$ 946,051	\$ 18,058
R High Frequency Metrolink Service	18	\$ -	\$ -
S Transit Extensions to Metrolink	19	\$ -	\$ -
T Convert Metrolink Station(s) to Regional Gateways that connect Orange County with High-Speed Rail Systems	20	\$ -	\$ -
U Senior Mobility Program or Senior Non-Emergency Medical Program	21	\$ 75,134	\$ 763
V Community Based Transit/Circulators	22	\$ -	\$ -
W Safe Transit Stops	23	\$ -	\$ -
X Environmental Cleanup Program (Water Quality)	24	\$ -	\$ -
Other*	25	\$ -	\$ -
TOTAL EXPENDITURES (Sum lines 14 to 25)	26	\$ 1,021,185	\$ 18,821
TOTAL BALANCE (Subtract line 26 from 13)	27	\$ (4,940)	\$ 0

* Please provide a specific description

RESOLUTION NO. 23-11-08-01

A RESOLUTION OF THE CITY COUNCIL OF THE CITY OF RANCHO SANTA MARGARITA, CALIFORNIA, APPROVING THE MEASURE M2 ("M2") EXPENDITURE REPORT FOR FISCAL YEAR 2022/23 FOR THE CITY OF RANCHO SANTA MARGARITA, CALIFORNIA

The City Council of the City of Rancho Santa Margarita, California, hereby finds, determines, declares, and resolves as follows:

WHEREAS, local jurisdictions are required to meet eligibility requirements and submit eligibility verification packages to Orange County Transportation Authority (OCTA) in order to remain eligible to receive M2 funds.

WHEREAS, local jurisdictions are required to adopt an annual Expenditure Report as part of one of the eligibility requirements.

WHEREAS, local jurisdictions are required to account for Net Revenues, developer/traffic impact fees, and funds expended by local jurisdiction in the Expenditure Report that satisfy the Maintenance of Effort requirements; and

WHEREAS, the Expenditure Report shall include all Net Revenue fund balances, interest earned and expenditures identified by type and program or project; and

WHEREAS, the Expenditure Report must be adopted and submitted to the OCTA each year within six months of the end of the local jurisdiction's fiscal year to be eligible to receive Net Revenues as part of M2.

NOW, THEREFORE, THE CITY COUNCIL OF THE CITY OF RANCHO SANTA MARGARITA, CALIFORNIA, DOES RESOLVE, DECLARE, DETERMINE, AND ORDER AS FOLLOWS:

SECTION 1. The M2 Expenditure Report attached hereto as Exhibit 1 and incorporated herein by this reference, is in conformance with the M2 Expenditure Report Template provided in the Measure M2 Eligibility Guidelines and accounts for Net Revenues including interest earned, expenditures during the fiscal year, and balances at the end of the fiscal year.

SECTION 2. That the City Council of Rancho Santa Margarita hereby approves the City of Rancho Santa Margarita annual M2 Expenditure Report attached hereto as Exhibit 1 and incorporated herein by this reference, in conformance with the M2 requirements.

SECTION 3. The City of Rancho Santa Margarita Finance Director is hereby authorized to sign and directed to submit the annual M2 Expenditure Report for fiscal year 2022/23 within six months of the end of the fiscal year as required in order to maintain

**M2 Expenditure Report
Fiscal Year Ended June 30, 2023**

I hereby certify that:


- All the information attached herein and included in schedules 1 through 4 is true and accurate to the best of my knowledge;
- The interest earned on Net Revenues allocated pursuant to the Ordinance shall be expended only for those purposes for which the Net Revenues were allocated;
- The City of Rancho Santa Margarita is aware of the State Controller's "Guidelines Relating to Gas Tax Expenditures for Cities and Counties", which is a guide for determining MOE Expenditures for M2 Eligibility purposes;
- The City's Expenditure Report is in compliance with direction provided in the State Controller's "Guidelines Relating to Gas Tax Expenditures for Cities and Counties;" and
- The City of Ranch Santa Margarita has expended in this fiscal year an amount of local discretionary funds for streets and roads purposes at least equal to or exceeding the FY 2022-23 MOE benchmark dollar amount¹¹.

Stefanie Turner

Director of Finance (Print Name)

10/30/2023

Date




Signature

¹¹ Jurisdictions are encouraged to submit MOE eligible expenditures higher than their MOE benchmark, so that should certain expenses be ruled ineligible during an MOE audit, the local jurisdiction still has sufficient MOE expenditures to demonstrate continued achievement of the MOE benchmark.

eligibility for any Measure M2 funds and transmit eligibility documents to the Orange County Transportation Authority.

SECTION 4. That the City Clerk shall certify as to the adoption of this Resolution.

PASSED, APPROVED, AND ADOPTED THIS 8TH DAY OF NOVEMBER, 2023.



JERRY HOLLOWAY, MAYOR

CERTIFICATE OF ATTESTATION AND ORIGINALITY

I, Amy Diaz, City Clerk of the City of Rancho Santa Margarita, California, hereby attest to and certify that the foregoing resolution is the original resolution adopted by the Rancho Santa Margarita City Council at its regular meeting held on the 8th day of November 2023, by the following vote:

AYES: Council Members Beall, Figueroa, McGirr, Mayor Pro Tempore Gamble and Mayor Holloway (5)

NOES: None (0)

ABSENT: None (0)

ABSTAIN: None (0)



AMY DIAZ, CITY CLERK



Orange County Transportation Authority

M2 Fact Sheet

City of San Clemente

Fiscal Year Ended June 30, 2023

Council Action 12/5/2023

Signed Resolution Yes

Revised Final Report? No

	<u>Actual</u>	<u>Benchmark</u>
MOE Expenditures	\$4,772,520	\$1,316,842

Project	Beginning Balance A	Revenues Claimed B	Expenditures C	Ending Balance D	Verify A+B-C-D
M2 Fairshare	617,888	1,351,718	1,108,568	861,038	0
M2 Fairshare Interest	0	7,153	7,153	0	0
Regional Traffic Signal Synchronization Program	0	0	0	0	0
Regional Traffic Signal Synchronization Program Interest	0	0	0	0	0
SMP or Senior Non-Emergency Medical	241,414	105,221	39,025	307,610	0
SMP or Senior Non-Emergency Medical Interest	-4,280	1,155	1,155	-4,280	0
Community Based Transit/Circulators	-638,244	93,616	271,575	-816,203	0
Community Based Transit/Circulators Interest	0	0	0	0	0
Water Quality Program (Project X)	0	240,000	240,000	0	0
Water Quality Program (Project X) Interest	0	0	0	0	0
Grand Total	216,778	1,798,864	1,667,476	348,166	0

Last External Auditor Review: LFS: 2019; SMP: 2019

M2 Expenditure Report

Fiscal Year Ended June 30, 2023

Beginning and Ending Balances

Description	Line No.	Amount	Interest
Balances at Beginning of Fiscal Year			
A-M Freeway Projects	1	\$ -	\$ -
O Regional Capacity Program (RCP)	2	\$ -	\$ -
P Regional Traffic Signal Synchronization Program (RTSSP)	3	\$ -	\$ -
Q Local Fair Share	4	\$ 617,888.00	\$ -
R High Frequency Metrolink Service	5	\$ -	\$ -
S Transit Extensions to Metrolink	6	\$ -	\$ -
T Convert Metrolink Station(s) to Regional Gateways that connect Orange County with High-Speed Rail Systems	7	\$ -	\$ -
U Senior Mobility Program or Senior Non-Emergency Medical Program	8	\$ 241,414.00	\$ (4,280)
V Community Based Transit/Circulators	9	\$ (638,244.00)	\$ -
W Safe Transit Stops	10	\$ -	\$ -
X Environmental Cleanup Program (Water Quality)	11	\$ -	\$ -
Other*	12	\$ -	\$ -
Balances at Beginning of Fiscal Year	13	\$ 221,058.00	\$ (4,280)
Monies Made Available During Fiscal Year	14	\$ 1,790,555.00	\$ 8,308
Total Monies Available (Sum Lines 13 & 14)	15	\$ 2,011,613.00	\$ 4,028
Expenditures During Fiscal Year	16	\$ 1,659,168.00	\$ 8,308
Balances at End of Fiscal Year			
A-M Freeway Projects	17	\$ -	\$ -
O Regional Capacity Program (RCP)	18	\$ -	\$ -
P Regional Traffic Signal Synchronization Program (RTSSP)	19	\$ -	\$ -
Q Local Fair Share	20	\$ 861,038.00	\$ -
R High Frequency Metrolink Service	21	\$ -	\$ -
S Transit Extensions to Metrolink	22	\$ -	\$ -
T Convert Metrolink Station(s) to Regional Gateways that connect Orange County with High-Speed Rail Systems	23	\$ -	\$ -
U Senior Mobility Program or Senior Non-Emergency Medical Program	24	\$ 307,610.00	\$ (4,280)
V Community Based Transit/Circulators	25	\$ (816,203.00)	\$ -
W Safe Transit Stops	26	\$ -	\$ -
X Environmental Cleanup Program (Water Quality)	27	\$ -	\$ -
Other*	28	\$ -	\$ -

* Please provide a specific description

M2 Expenditure Report
Fiscal Year Ended June 30, 2023
Sources and Uses

Description	Line No.	Amount	Interest
Revenues:			
A-M Freeway Projects	1	\$ -	\$ -
O Regional Capacity Program (RCP)	2	\$ -	\$ -
P Regional Traffic Signal Synchronization Program (RTSSP)	3	\$ -	\$ -
Q Local Fair Share	4	\$ 1,351,718	\$ 7,153
R High Frequency Metrolink Service	5	\$ -	\$ -
S Transit Extensions to Metrolink	6	\$ -	\$ -
T Convert Metrolink Station(s) to Regional Gateways that connect Orange County with High-Speed Rail Systems	7	\$ -	\$ -
U Senior Mobility Program or Senior Non-Emergency Medical Program	8	\$ 105,221	\$ 1,155
V Community Based Transit/Circulators	9	\$ 93,616	\$ -
W Safe Transit Stops	10	\$ -	\$ -
X Environmental Cleanup Program (Water Quality)	11	\$ 240,000	\$ -
Other*	12	\$ -	\$ -
TOTAL REVENUES (Sum lines 1 to 12)	13	\$ 1,790,555	\$ 8,308
Expenditures:			
A-M Freeway Projects	14	\$ -	\$ -
O Regional Capacity Program (RCP)	15	\$ -	\$ -
P Regional Traffic Signal Synchronization Program (RTSSP)	16	\$ -	\$ -
Q Local Fair Share	17	\$ 1,108,568	\$ 7,153
R High Frequency Metrolink Service	18	\$ -	\$ -
S Transit Extensions to Metrolink	19	\$ -	\$ -
T Convert Metrolink Station(s) to Regional Gateways that connect Orange County with High-Speed Rail Systems	20	\$ -	\$ -
U Senior Mobility Program or Senior Non-Emergency Medical Program	21	\$ 39,025	\$ 1,155
V Community Based Transit/Circulators	22	\$ 271,575	\$ -
W Safe Transit Stops	23	\$ -	\$ -
X Environmental Cleanup Program (Water Quality)	24	\$ 240,000	\$ -
Other*	25	\$ -	\$ -
TOTAL EXPENDITURES (Sum lines 14 to 25)	26	\$ 1,659,168	\$ 8,308
TOTAL BALANCE (Subtract line 26 from 13)	27	\$ 131,387	\$ -

* Please provide a specific description

M2 Expenditure Report
Fiscal Year Ended June 30, 2023
Streets and Roads Detailed Use of Funds

Type of Expenditure	Line No.	MOE	Developer / Impact Fees ¹	O	O Interest	P	P Interest	Q	Q Interest	X	X Interest	Other M2 ²	Other M2 Interest	Other*	TOTAL
Indirect and/or Overhead	1	\$ 1,060,057	\$ -	\$ -	\$ -	\$ -	\$ -	\$ -	\$ -	\$ -	\$ -	\$ -	\$ -	\$ -	\$ 1,060,057
Construction & Right-of-Way															
New Street Construction	2	\$ -	\$ -	\$ -	\$ -	\$ -	\$ -	\$ -	\$ -	\$ -	\$ -	\$ -	\$ -	\$ -	\$ -
Street Reconstruction	3	\$ 500,000	\$ -	\$ -	\$ -	\$ -	\$ -	\$ 1,108,568	\$ 7,153	\$ -	\$ -	\$ -	\$ -	\$ -	\$ 1,615,721
Signals, Safety Devices, & Street Lights	4	\$ -	\$ -	\$ -	\$ -	\$ -	\$ -	\$ -	\$ -	\$ -	\$ -	\$ -	\$ -	\$ -	\$ -
Pedestrian Ways & Bikepaths	5	\$ -	\$ -	\$ -	\$ -	\$ -	\$ -	\$ -	\$ -	\$ -	\$ -	\$ -	\$ -	\$ -	\$ -
Storm Drains	6	\$ -	\$ -	\$ -	\$ -	\$ -	\$ -	\$ -	\$ -	\$ -	\$ -	\$ -	\$ -	\$ -	\$ -
Storm Damage	7	\$ -	\$ -	\$ -	\$ -	\$ -	\$ -	\$ -	\$ -	\$ -	\$ -	\$ -	\$ -	\$ -	\$ -
Total Construction¹	8	\$ 500,000	\$ -	\$ -	\$ -	\$ -	\$ -	\$ 1,108,568	\$ 7,153	\$ -	\$ -	\$ -	\$ -	\$ -	\$ 1,615,721
Right of Way Acquisition	9	\$ -	\$ -	\$ -	\$ -	\$ -	\$ -	\$ -	\$ -	\$ -	\$ -	\$ -	\$ -	\$ -	\$ -
Total Construction & Right-of-Way	10	\$ 500,000	\$ -	\$ -	\$ -	\$ -	\$ -	\$ 1,108,568	\$ 7,153	\$ -	\$ -	\$ -	\$ -	\$ -	\$ 1,615,721
Maintenance															
Patching	11	\$ 408,453	\$ -	\$ -	\$ -	\$ -	\$ -	\$ -	\$ -	\$ -	\$ -	\$ -	\$ -	\$ -	\$ 408,453
Overlay & Sealing	12	\$ 664,852	\$ -	\$ -	\$ -	\$ -	\$ -	\$ -	\$ -	\$ -	\$ -	\$ -	\$ -	\$ -	\$ 664,852
Street Lights & Traffic Signals	13	\$ 2,139,158	\$ -	\$ -	\$ -	\$ -	\$ -	\$ -	\$ -	\$ -	\$ -	\$ -	\$ -	\$ -	\$ 2,139,158
Storm Damage	14	\$ -	\$ -	\$ -	\$ -	\$ -	\$ -	\$ -	\$ -	\$ 240,000	\$ -	\$ -	\$ -	\$ -	\$ 240,000
Other Street Purpose Maintenance	15	\$ -	\$ -	\$ -	\$ -	\$ -	\$ -	\$ -	\$ -	\$ -	\$ -	\$ -	\$ -	\$ -	\$ -
Total Maintenance¹	16	\$ 3,212,463	\$ -	\$ -	\$ -	\$ -	\$ -	\$ -	\$ -	\$ 240,000	\$ -	\$ -	\$ -	\$ -	\$ 3,452,463
Other - Projects U and V	17		\$ -	\$ -	\$ -	\$ -	\$ -	\$ -	\$ -	\$ -	\$ -	\$ 310,600	\$ 1,155	\$ -	\$ 311,755
GRAND TOTALS (Sum Lines 1, 10, 16, 17)	18	\$ 4,772,520	\$ -	\$ -	\$ -	\$ -	\$ -	\$ 1,108,568	\$ 7,153	\$ 240,000	\$ -	\$ 310,600	\$ 1,155	\$ -	\$ 6,439,996
Finance Director Confirmation	19	Any California State Constitution Article XIX streets and road eligible expenditure may be "counted" in local jurisdictions' calculation of MOE if the activity is supported (funded) by a local jurisdictions' discretionary funds (e.g. general fund). The California State Controller also provides useful information on Article XIX and the Streets and Highways Code eligible expenditures in its "Guidelines Relating to Gas Tax Expenditures for Cities and Counties". I have reviewed and am aware of these guidelines and their applicability in calculating and reporting on Maintenance of Effort expenditures. Finance Director initial: <u> <i>JW</i> </u>													

¹ Includes direct charges for staff time
² Other M2 includes A-M, R,S,T,U,V, and W
 + Transportation related only
 * Please provide a specific description

Legend

Project	Description
A-M	Freeway Projects
O	Regional Capacity Program (RCP)
P	Regional Traffic Signal Synchronization Program (RTSSP)
Q	Local Fair Share
R	High Frequency Metrolink Service
S	Transit Extensions to Metrolink
T	Convert Metrolink Station(s) to Regional Gateways that connect Orange County with High-Speed Rail Systems
U	Senior Mobility Program or Senior Non-Emergency Medical Program
V	Community Based Transit/Circulators
W	Safe Transit Stops
X	Environmental Cleanup Program (Water Quality)

M2 Expenditure Report
Fiscal Year Ended June 30, 2023

I hereby certify that:

X All the information attached herein and included in schedules 1 through 4 is true and accurate to the best of my knowledge;

X The interest earned on Net Revenues allocated pursuant to the Ordinance shall be expended only for those purposes for which the Net Revenues were allocated;

X The City of San Clemente is aware of the State Controller's "Guidelines Relating to Gas Tax Expenditures for Cities and Counties", which is a guide for determining MOE Expenditures for M2 Eligibility purposes;

X The City's Expenditure Report is in compliance with direction provided in the State Controller's "Guidelines Relating to Gas Tax Expenditures for Cities and Counties;" and

X The City of San Clemente has expended in this fiscal year an amount of local discretionary funds for streets and roads purposes at least equal to or exceeding the FY 2022-23 MOE benchmark dollar amount¹¹.

Jacob Rahn

Director of Finance (Print Name)

Date

Signature

¹¹ Jurisdictions are encouraged to submit MOE eligible expenditures higher than their MOE benchmark, so that should certain expenses be ruled ineligible during an MOE audit, the local jurisdiction still has sufficient MOE expenditures to demonstrate continued achievement of the MOE benchmark.

RESOLUTION NO. 23-135

**A RESOLUTION OF THE CITY COUNCIL OF THE
CITY OF SAN CLEMENTE, CALIFORNIA, TO ADOPT
THE FISCAL YEAR 2022-2023 MEASURE M2
EXPENDITURE REPORT FOR THE CITY OF SAN
CLEMENTE**

WHEREAS, local jurisdictions are required to meet eligibility requirements and submit eligibility verification packages to Orange County Transportation Authority (OCTA) in order to remain eligible to receive Measure M2 funds; and

WHEREAS, local jurisdictions are required to adopt an annual M2 Expenditure Report as part of one of the eligibility requirements; and

WHEREAS, local jurisdictions are required to account for Net Revenues, developer/traffic impact fees, and funds expended by local jurisdiction in the Annual M2 Expenditure Report that satisfy the Maintenance of Effort requirements; and

WHEREAS, the M2 Expenditure Report shall include all Net Revenue fund balances, interest earned and expenditures identified by type and program or project; and

WHEREAS, the M2 Expenditure Report must be adopted and submitted to the OCTA each year within six months of the end of the local jurisdiction's fiscal year to be eligible to receive Net Revenues as part of M2.

NOW, THEREFORE, BE IT RESOLVED that the City Council for the City of San Clemente does hereby find, determine and resolve and inform OCTA that:

- a) The M2 Expenditure Report attached hereto as Exhibit A and incorporated fully herein by this reference is in conformance with the template provided in the Measure M2 Eligibility Guidelines and accounts for Net Revenues including interest earned, expenditures during the fiscal year and balances at the end of fiscal year.
- b) The M2 Expenditure Report attached as Exhibit A is hereby adopted by the City of San Clemente.
- c) The City of San Clemente Finance Director is hereby authorized to sign and submit the M2 Expenditure Report to OCTA for the fiscal year ending 2023.

PASSED AND ADOPTED this 5th day of December 2023.

ATTEST:



City Clerk of the City of
San Clemente, California



Mayor of the City of
San Clemente, California

STATE OF CALIFORNIA)
COUNTY OF ORANGE) §
CITY OF SAN CLEMENTE)


I, LAURA CAMPAGNOLO, City Clerk of the City of San Clemente, California, do hereby certify that Resolution No. 23-135 was adopted at a regular meeting of the City Council of the City of San Clemente held on the 5th day of December 2023, by the following vote:

AYES: CABRAL, ENMEIER, KNOBLOCK, LOEFFLER, MAYOR DUNCAN

NOES: NONE

ABSENT: NONE

IN WITNESS WHEREOF, I have hereunto set my hand and affixed the official seal of the City of San Clemente, California, this 10th day of December 2023,



CITY CLERK of the City of
San Clemente, California

Approved as to form:



Elizabeth A. Mitchell, City Attorney



Orange County Transportation Authority

M2 Fact Sheet

City of San Juan Capistrano

Fiscal Year Ended June 30, 2023

Council Action 12/5/2023

Signed Resolution Yes

Revised Final Report? No

	<u>Actual</u>	<u>Benchmark</u>
MOE Expenditures	\$3,046,614	\$492,518

Project	Beginning Balance A	Revenues Claimed B	Expenditures C	Ending Balance D	Verify A+B-C-D
M2 Fairshare	1,075,036	903,917	884,939	1,094,014	0
M2 Fairshare Interest	-17,192	9,535	0	-7,657	0
M2 CTFP (Project O)	-916,996	1,250,000	333,004	0	0
M2 CTFP (Project O) Interest	-5,066	5,066	0	0	0
SMP or Senior Non-Emergency Medical	84,564	67,138	46,519	105,183	0
SMP or Senior Non-Emergency Medical Interest	-1,756	2,145	389	0	0
Community Based Transit/Circulators	-393,357	270,879	200,536	-323,014	0
Community Based Transit/Circulators Interest	-2,173	0	0	-2,173	0
Water Quality Program (Project X)	0	0	0	0	0
Water Quality Program (Project X) Interest	0	0	0	0	0
Freeway Environmental Mitigation	0	0	0	0	0
Freeway Environmental Mitigation Interest	0	0	0	0	0
Grand Total	-176,940	2,508,679	1,465,387	866,352	0

Last External Auditor Review: 2022; SMP: 2017

M2 Expenditure Report

Fiscal Year Ended June 30, 2023

Beginning and Ending Balances

Description	Line No.	Amount	Interest
Balances at Beginning of Fiscal Year			
A-M Freeway Projects	1	\$ -	\$ -
O Regional Capacity Program (RCP) ⁽¹⁾	2	\$ (916,996)	\$ (5,066)
P Regional Traffic Signal Synchronization Program (RTSSP)	3	\$ -	\$ -
Q Local Fair Share	4	\$ 1,075,036	\$ (17,192)
R High Frequency Metrolink Service	5	\$ -	\$ -
S Transit Extensions to Metrolink	6	\$ -	\$ -
T Convert Metrolink Station(s) to Regional Gateways that connect Orange County with High-Speed Rail Systems	7	\$ -	\$ -
U Senior Mobility Program or Senior Non-Emergency Medical Program	8	\$ 84,564	\$ (1,756)
V Community Based Transit/Circulators	9	\$ (393,357)	\$ (2,173)
W Safe Transit Stops	10	\$ -	\$ -
X Environmental Cleanup Program (Water Quality)	11	\$ -	\$ -
Other*	12	\$ -	\$ -
Balances at Beginning of Fiscal Year	13	\$ (150,753)	\$ (26,187)
Monies Made Available During Fiscal Year	14	\$ 2,491,934	\$ 16,746
Total Monies Available (Sum Lines 13 & 14)	15	\$ 2,341,181	\$ (9,441)
Expenditures During Fiscal Year	16	\$ 1,464,998	\$ 389
Balances at End of Fiscal Year			
A-M Freeway Projects	17	\$ -	\$ -
O Regional Capacity Program (RCP)	18	\$ -	\$ -
P Regional Traffic Signal Synchronization Program (RTSSP)	19	\$ -	\$ -
Q Local Fair Share	20	\$ 1,094,014	\$ (7,657)
R High Frequency Metrolink Service	21	\$ -	\$ -
S Transit Extensions to Metrolink	22	\$ -	\$ -
T Convert Metrolink Station(s) to Regional Gateways that connect Orange County with High-Speed Rail Systems	23	\$ -	\$ -
U Senior Mobility Program or Senior Non-Emergency Medical Program	24	\$ 105,183	\$ -
V Community Based Transit/Circulators	25	\$ (323,014)	\$ (2,173)
W Safe Transit Stops	26	\$ -	\$ -
X Environmental Cleanup Program (Water Quality)	27	\$ -	\$ -
Other*	28	\$ -	\$ -

* Please provide a specific description

(1) From County of Orange (not OCTA) for Ortega Highway project. Not M2 related.


M2 Expenditure Report
Fiscal Year Ended June 30, 2023
Sources and Uses

Description	Line No.	Amount	Interest
Revenues:			
A-M Freeway Projects	1	\$ -	\$ -
O Regional Capacity Program (RCP) ⁽¹⁾	2	\$ 1,250,000	\$ 5,066
P Regional Traffic Signal Synchronization Program (RTSSP)	3	\$ -	\$ -
Q Local Fair Share	4	\$ 903,917	\$ 9,535
R High Frequency Metrolink Service	5	\$ -	\$ -
S Transit Extensions to Metrolink	6	\$ -	\$ -
T Convert Metrolink Station(s) to Regional Gateways that connect Orange County with High-Speed Rail Systems	7	\$ -	\$ -
U Senior Mobility Program or Senior Non-Emergency Medical Program	8	\$ 67,138	\$ 2,145
V Community Based Transit/Circulators	9	\$ 270,879	\$ -
W Safe Transit Stops	10	\$ -	\$ -
X Environmental Cleanup Program (Water Quality)	11	\$ -	\$ -
Other*	12	\$ -	\$ -
TOTAL REVENUES (Sum lines 1 to 12)	13	\$ 2,491,934	\$ 16,746
Expenditures:			
A-M Freeway Projects	14	\$ -	\$ -
O Regional Capacity Program (RCP) ⁽¹⁾	15	\$ 333,004	\$ -
P Regional Traffic Signal Synchronization Program (RTSSP)	16	\$ -	\$ -
Q Local Fair Share	17	\$ 884,939	\$ -
R High Frequency Metrolink Service	18	\$ -	\$ -
S Transit Extensions to Metrolink	19	\$ -	\$ -
T Convert Metrolink Station(s) to Regional Gateways that connect Orange County with High-Speed Rail Systems	20	\$ -	\$ -
U Senior Mobility Program or Senior Non-Emergency Medical Program	21	\$ 46,519	\$ 389
V Community Based Transit/Circulators	22	\$ 200,536	\$ -
W Safe Transit Stops	23	\$ -	\$ -
X Environmental Cleanup Program (Water Quality)	24	\$ -	\$ -
Other*	25	\$ -	\$ -
TOTAL EXPENDITURES (Sum lines 14 to 25)	26	\$ 1,464,998	\$ 389
TOTAL BALANCE (Subtract line 26 from 13)	27	\$ 1,026,936	\$ 16,357

* Please provide a specific description

(1) From County of Orange (not OCTA) for Ortega Highway project. Not M2 related.

M2 Expenditure Report
Fiscal Year Ended June 30, 2023
Streets and Roads Detailed Use of Funds

Type of Expenditure	Line No.	MOE	Developer / Impact Fees ⁺	O	O Interest	P	P Interest	Q	Q Interest	X	X Interest	Other M2 ²	Other M2 Interest	Other*	TOTAL
Indirect and/or Overhead	1	\$ 1,313,434	\$ -	\$ -	\$ -	\$ -	\$ -	\$ 18,440	\$ -	\$ -	\$ -	\$ -	\$ -	\$ -	\$ 1,331,874
Construction & Right-of-Way															
New Street Construction	2	\$ -	\$ -	\$ -	\$ -	\$ -	\$ -	\$ -	\$ -	\$ -	\$ -	\$ -	\$ -	\$ -	\$ -
Street Reconstruction	3	\$ 50,495	\$ 301,073	\$ 333,004	\$ -	\$ -	\$ -	\$ 845,907	\$ -	\$ -	\$ -	\$ -	\$ -	\$ -	\$ 1,530,479
Signals, Safety Devices, & Street Lights	4	\$ -	\$ -	\$ -	\$ -	\$ -	\$ -	\$ -	\$ -	\$ -	\$ -	\$ -	\$ -	\$ -	\$ -
Pedestrian Ways & Bikepaths	5	\$ 27,134	\$ -	\$ -	\$ -	\$ -	\$ -	\$ -	\$ -	\$ -	\$ -	\$ -	\$ -	\$ -	\$ 27,134
Storm Drains	6	\$ -	\$ -	\$ -	\$ -	\$ -	\$ -	\$ -	\$ -	\$ -	\$ -	\$ -	\$ -	\$ -	\$ -
Storm Damage	7	\$ -	\$ -	\$ -	\$ -	\$ -	\$ -	\$ -	\$ -	\$ -	\$ -	\$ -	\$ -	\$ -	\$ -
Total Construction¹	8	\$ 77,629	\$ 301,073	\$ 333,004	\$ -	\$ -	\$ -	\$ 845,907	\$ -	\$ -	\$ -	\$ -	\$ -	\$ -	\$ 1,557,613
Right of Way Acquisition	9	\$ -	\$ -	\$ -	\$ -	\$ -	\$ -	\$ -	\$ -	\$ -	\$ -	\$ -	\$ -	\$ -	\$ -
Total Construction & Right-of-Way	10	\$ 77,629	\$ 301,073	\$ 333,004	\$ -	\$ -	\$ -	\$ 845,907	\$ -	\$ -	\$ -	\$ -	\$ -	\$ -	\$ 1,557,613
Maintenance															
Patching	11	\$ 378,432	\$ -	\$ -	\$ -	\$ -	\$ -	\$ -	\$ -	\$ -	\$ -	\$ -	\$ -	\$ -	\$ 378,432
Overlay & Sealing	12	\$ -	\$ -	\$ -	\$ -	\$ -	\$ -	\$ -	\$ -	\$ -	\$ -	\$ -	\$ -	\$ -	\$ -
Street Lights & Traffic Signals	13	\$ 620,258	\$ 16,913	\$ -	\$ -	\$ -	\$ -	\$ -	\$ -	\$ -	\$ -	\$ -	\$ -	\$ -	\$ 637,171
Storm Damage	14	\$ 72,124	\$ -	\$ -	\$ -	\$ -	\$ -	\$ -	\$ -	\$ -	\$ -	\$ -	\$ -	\$ -	\$ 72,124
Other Street Purpose Maintenance	15	\$ 584,737	\$ -	\$ -	\$ -	\$ -	\$ -	\$ 20,592	\$ -	\$ -	\$ -	\$ -	\$ -	\$ -	\$ 605,329
Total Maintenance¹	16	\$ 1,655,551	\$ 16,913	\$ -	\$ -	\$ -	\$ -	\$ 20,592	\$ -	\$ -	\$ -	\$ -	\$ -	\$ -	\$ 1,693,056
Other	17	\$ -	\$ -	\$ -	\$ -	\$ -	\$ -	\$ -	\$ -	\$ -	\$ -	\$ 247,444	\$ -	\$ -	\$ 247,444
GRAND TOTALS (Sum Lines 1, 10, 16, 17)	18	\$ 3,046,614	\$ 317,986	\$ 333,004	\$ -	\$ -	\$ -	\$ 884,939	\$ -	\$ -	\$ -	\$ 247,444	\$ -	\$ -	\$ 4,829,987
Finance Director Confirmation	19	Any California State Constitution Article XIX streets and road eligible expenditure may be "counted" in local jurisdictions' calculation of MOE if the activity is supported (funded) by a local jurisdictions' discretionary funds (e.g. general fund). The California State Controller also provides useful information on Article XIX and the Streets and Highways Code eligible expenditures in its "Guidelines Relating to Gas Tax Expenditures for Cities and Counties". I have reviewed and am aware of these guidelines and their applicability in calculating and reporting on Maintenance of Effort expenditures. Finance Director initial: 													

¹ Includes direct charges for staff time
² Other M2 includes A-M, R,S,T,U,V, and W
 + Transportation related only
 * Please provide a specific description

Project	Description
A-M	Freeway Projects
O	Regional Capacity Program (RCP)
P	Regional Traffic Signal Synchronization Program (RTSSP)
Q	Local Fair Share
R	High Frequency Metrolink Service
S	Transit Extensions to Metrolink
T	Convert Metrolink Station(s) to Regional Gateways that connect Orange County with High-Speed Rail Systems
U	Senior Mobility Program or Senior Non-Emergency Medical Program
V	Community Based Transit/Circulators
W	Safe Transit Stops
X	Environmental Cleanup Program (Water Quality)

M2 Expenditure Report
Fiscal Year Ended June 30, 2023
Local Fair Share Project List

Table with 2 columns: PROJECT NAME and AMOUNT EXPENDED. Includes rows for '08102 Pavement Management Program' and '19102 Camino Capistrano Pavement Rehabilitation', and a total row at the bottom showing \$884,939.

**M2 Expenditure Report
Fiscal Year Ended June 30, 2023**

I hereby certify that:

- All the information attached herein and included in schedules 1 through 4 is true and accurate to the best of my knowledge;
- The interest earned on Net Revenues allocated pursuant to the Ordinance shall be expended only for those purposes for which the Net Revenues were allocated;
- The City of San Juan Capistrano is aware of the State Controller's "Guidelines Relating to Gas Tax Expenditures for Cities and Counties", which is a guide for determining MOE Expenditures for M2 Eligibility purposes;
- The City's Expenditure Report is in compliance with direction provided in the State Controller's "Guidelines Relating to Gas Tax Expenditures for Cities and Counties;" and
- The City of San Juan Capistrano has expended in this fiscal year an amount of local discretionary funds for streets and roads purposes at least equal to or exceeding the FY 2022-23 MOE benchmark dollar amount¹¹.

Ken Al-Imam
Director of Finance (Print Name)

12-12-23
Date


Signature

¹¹ Jurisdictions are encouraged to submit MOE eligible expenditures higher than their MOE benchmark, so that should certain expenses be ruled ineligible during an MOE audit, the local jurisdiction still has sufficient MOE expenditures to demonstrate continued achievement of the MOE benchmark.

RESOLUTION NO. 23-12-05-01

A RESOLUTION OF THE CITY COUNCIL OF THE CITY OF SAN JUAN CAPISTRANO, CALIFORNIA CONCERNING THE MEASURE M2 EXPENDITURE REPORT FOR THE CITY OF SAN JUAN CAPISTRANO FOR THE FISCAL YEAR ENDED JUNE 30, 2023

WHEREAS, local jurisdictions are required to meet eligibility requirements and submit eligibility verification packages to the Orange County Transportation Authority (OCTA) in order to remain eligible to receive M2 funds; and,

WHEREAS, local jurisdictions are required to adopt an annual M2 Expenditure Report as part of one of the eligibility requirements; and,

WHEREAS, local jurisdictions are required to account for Net Revenues, developer/traffic impact fees, and funds expended by local jurisdiction in the M2 Expenditure Report that satisfy the Maintenance of Effort requirements; and,


WHEREAS, the M2 Expenditure Report shall include all Net Revenue fund balances, interest earned and expenditures identified by type and program or project; and,

WHEREAS, the M2 Expenditure Report must be adopted and submitted to the OCTA each year within six months of the end of the local jurisdiction's fiscal year to be eligible to receive Net Revenues as part of M2.

NOW, THEREFORE, BE IT RESOLVED, that the City Council of the City of San Juan Capistrano, does hereby inform OCTA that:


- a. The M2 Expenditure Report is in conformance with the template provided in the Measure M2 Eligibility Guidelines and accounts for Net Revenues including interest earned, expenditures during the fiscal year, and balances at the end of fiscal year.
- b. The Measure M2 Expenditure Report, as provided in Exhibit A and attached hereto, is hereby adopted by the City Council of the City of San Juan Capistrano.
- c. The City of San Juan Capistrano Chief Financial Officer is hereby authorized and directed to sign and submit the Measure M2 Expenditure Report to OCTA for the fiscal year ending on June 30, 2023.

PASSED, APPROVED, AND ADOPTED this 5th day of December 2023.



SERGIO FARIAS, MAYOR

ATTEST:



MARIA MORRIS, CITY CLERK

STATE OF CALIFORNIA)
COUNTY OF ORANGE) ss.
CITY OF SAN JUAN CAPISTRANO)

I, Maria Morris, appointed City Clerk of the City of San Juan Capistrano, do hereby certify that the foregoing Resolution No. 23-12-05-01 was duly adopted by the City Council of the City of San Juan Capistrano at a Regular meeting thereof, held the 5th day of December 2023, by the following vote:

AYES: COUNCIL MEMBERS: Hart, Taylor, Campbell, Bourne and Mayor Farias
NOES: COUNCIL MEMBERS: None
ABSENT: COUNCIL MEMBERS: None



MARIA MORRIS, CITY CLERK



Orange County Transportation Authority

M2 Fact Sheet

City of Santa Ana

Fiscal Year Ended June 30, 2023

Council Action 12/19/2023

Signed Resolution Yes

Revised Final Report? No

	<u>Actual</u>	<u>Benchmark</u>
MOE Expenditures	\$14,667,250	\$9,040,904

Project	Beginning Balance A	Revenues Claimed B	Expenditures C	Ending Balance D	Verify A+B-C-D
M2 Fairshare	12,669,295	6,210,093	4,311,017	14,568,372	0
M2 Fairshare Interest	246,145	16,818	0	262,963	0
M2 CTFP (Project O)	-24,889,233	0	7,677,798	-32,567,031	0
M2 CTFP (Project O) Interest	223,582	0	0	223,582	0
Regional Traffic Signal Synchronization Program	-579,402	78,584	0	-500,818	0
Regional Traffic Signal Synchronization Program Int	8,286	213	0	8,499	0
Transit Extensions to Metrolink	292,230	0	0	292,230	0
Transit Extensions to Metrolink Interest	0	0	0	0	0
SMP or Senior Non-Emergency Medical	486,674	280,104	123,628	643,150	0
SMP or Senior Non-Emergency Medical Interest	6,004	6,086	0	12,090	0
Safe Transit Stops	-5,920	0	0	-5,920	0
Safe Transit Stops Interest	0	0	0	0	0
Water Quality Program (Project X)	-154,911	0	0	-154,911	0
Water Quality Program (Project X) Interest	1,693	0	0	1,693	0
Freeway Environmental Mitigation	-78,316	0	21,807	-100,123	0
Freeway Environmental Mitigation Interest	0	0	0	0	0
Grand Total	-11,773,872	6,591,898	12,134,250	-17,316,224	0

Last External Auditor Review: LFS: 2023; SMP: 2022

M2 Expenditure Report
Fiscal Year Ended June 30, 2023
Beginning and Ending Balances

Description	Line No.	Amount	Interest
Balances at Beginning of Fiscal Year			
A-M Freeway Projects	1	\$ (78,316)	\$ -
O Regional Capacity Program (RCP)	2	\$ (24,889,233)	\$ 223,582
P Regional Traffic Signal Synchronization Program (RTSSP)	3	\$ (579,402)	\$ 8,286
Q Local Fair Share [^]	4	\$ 12,669,295	\$ 246,145
R High Frequency Metrolink Service	5	\$ -	\$ -
S Transit Extensions to Metrolink	6	\$ 292,230	\$ -
T Convert Metrolink Station(s) to Regional Gateways that connect Orange County with High-Speed Rail Systems	7	\$ -	\$ -
U Senior Mobility Program or Senior Non-Emergency Medical Program	8	\$ 486,674	\$ 6,004
V Community Based Transit/Circulators	9	\$ -	\$ -
W Safe Transit Stops	10	\$ (5,920)	\$ -
X Environmental Cleanup Program (Water Quality)	11	\$ (154,911)	\$ 1,693
Other*	12		\$ -
Balances at Beginning of Fiscal Year	13	\$ (12,259,583)	\$ 485,710
Monies Made Available During Fiscal Year	14	\$ 6,568,782	\$ 23,117
Total Monies Available (Sum Lines 13 & 14)	15	\$ (5,690,801)	\$ 508,827
Expenditures During Fiscal Year	16	\$ 12,134,250	\$ -
Balances at End of Fiscal Year			
A-M Freeway Projects	17	\$ (100,123)	\$ -
O Regional Capacity Program (RCP)	18	\$ (32,567,031)	\$ 223,582
P Regional Traffic Signal Synchronization Program (RTSSP)	19	\$ (500,818)	\$ 8,499
Q Local Fair Share	20	\$ 14,568,372	\$ 262,963
R High Frequency Metrolink Service	21	\$ -	\$ -
S Transit Extensions to Metrolink	22	\$ 292,230	\$ -
T Convert Metrolink Station(s) to Regional Gateways that connect Orange County with High-Speed Rail Systems	23	\$ -	\$ -
U Senior Mobility Program or Senior Non-Emergency Medical Program	24	\$ 643,150	\$ 12,090
V Community Based Transit/Circulators	25	\$ -	\$ -
W Safe Transit Stops	26	\$ (5,920)	\$ -
X Environmental Cleanup Program (Water Quality)	27	\$ (154,911)	\$ 1,693
Other*	28	\$ -	\$ -

* Please provide a specific description

[^]Including additional \$89,585 to adjusted Local Fair Share balance per FY17-18 Agreed-Upon Procedures Review.

M2 Expenditure Report
Fiscal Year Ended June 30, 2023
Sources and Uses

Description	Line No.	Amount	Interest
Revenues:			
A-M Freeway Projects	1	\$ -	\$ -
O Regional Capacity Program (RCP)	2	\$ -	\$ -
P Regional Traffic Signal Synchronization Program (RTSSP)	3	\$ 78,584	\$ 213
Q Local Fair Share	4	\$ 6,210,093	\$ 16,818
R High Frequency Metrolink Service	5	\$ -	\$ -
S Transit Extensions to Metrolink	6	\$ -	\$ -
T Convert Metrolink Station(s) to Regional Gateways that connect Orange County with High-Speed Rail Systems	7	\$ -	\$ -
U Senior Mobility Program or Senior Non-Emergency Medical Program	8	\$ 280,104	\$ 6,086
V Community Based Transit/Circulators	9	\$ -	\$ -
W Safe Transit Stops	10	\$ -	\$ -
X Environmental Cleanup Program (Water Quality)	11	\$ -	\$ -
Other*	12	\$ -	\$ -
TOTAL REVENUES (Sum lines 1 to 12)	13	\$ 6,568,782	\$ 23,117
Expenditures:			
A-M Freeway Projects	14	\$ 21,806.62	\$ -
O Regional Capacity Program (RCP)	15	\$ 7,677,798.34	\$ -
P Regional Traffic Signal Synchronization Program (RTSSP)	16	\$ -	\$ -
Q Local Fair Share	17	\$ 4,311,016.98	\$ -
R High Frequency Metrolink Service	18	\$ -	\$ -
S Transit Extensions to Metrolink	19	\$ -	\$ -
T Convert Metrolink Station(s) to Regional Gateways that connect Orange County with High-Speed Rail Systems	20	\$ -	\$ -
U Senior Mobility Program or Senior Non-Emergency Medical Program	21	\$ 123,627.67	\$ -
V Community Based Transit/Circulators	22	\$ -	\$ -
W Safe Transit Stops	23	\$ -	\$ -
X Environmental Cleanup Program (Water Quality)	24	\$ -	\$ -
Other*	25	\$ -	\$ -
TOTAL EXPENDITURES (Sum lines 14 to 25)	26	\$ 12,134,250	\$ -
TOTAL BALANCE (Subtract line 26 from 13)	27	\$ (5,565,468)	\$ 23,117

* Please provide a specific description

M2 Expenditure Report
Fiscal Year Ended June 30, 2023

I hereby certify that:

- All the information attached herein and included in schedules 1 through 4 is true and accurate to the best of my knowledge;
- The interest earned on Net Revenues allocated pursuant to the Ordinance shall be expended only for those purposes for which the Net Revenues were allocated;
- The City of Santa Ana is aware of the State Controller’s “Guidelines Relating to Gas Tax Expenditures for Cities and Counties”, which is a guide for determining MOE Expenditures for M2 Eligibility purposes;
- The City's Expenditure Report is in compliance with direction provided in the State Controller’s “Guidelines Relating to Gas Tax Expenditures for Cities and Counties;” and
- The City of Santa Ana has expended in this fiscal year an amount of local discretionary funds for streets and roads purposes at least equal to or exceeding the FY2022-23 MOE benchmark dollar amount¹¹:

KDowns
Kathryn Downs (Dec 21, 2023 14:23 PST)

Kathryn Downs
Director of Finance (Print Name)

Date

KDowns
Kathryn Downs (Nov 29, 2023 09:49 PST)

KDowns
Kathryn Downs (Dec 21, 2023 14:23 PST)

Signature

¹¹ Jurisdictions are encouraged to submit MOE eligible expenditures higher than their MOE benchmark, so that should certain expenses be ruled ineligible during an MOE audit, the local jurisdiction still has sufficient MOE expenditures to demonstrate continued achievement of the MOE benchmark.

RESOLUTION NO. 2023-095

A RESOLUTION OF THE CITY COUNCIL OF THE CITY OF
SANTA ANA CONCERNING THE MEASURE M2
EXPENDITURE REPORT FOR THE CITY OF SANTA ANA

BE IT RESOLVED BY THE CITY COUNCIL OF THE CITY OF SANTA ANA
AS FOLLOWS:

Section 1. The City Council of the City of Santa Ana hereby finds, determines and declares as follows:

- A. Local jurisdictions are required to meet eligibility requirements and submit eligibility verification packages to the Orange County Transportation Authority (OCTA) in order to remain eligible to receive M2 funds.
- B. Local jurisdictions are required to adopt an annual M2 Expenditure Report as part of one of the eligibility requirements.
- C. Local jurisdictions are required to account for Net Revenues, developer/traffic impact fees, and funds expended by local jurisdiction in the M2 Expenditure Report that satisfy the Maintenance of Effort requirements.
- D. The M2 Expenditure Report shall include all Net Revenue fund balances, interest earned and expenditures identified by type and program or project.
- E. The M2 Expenditure Report must be adopted and submitted to the OCTA each year within six months of the end of the local jurisdiction's fiscal year to be eligible to receive Net Revenues as part of M2.


Section 2. The City Council of the City of Santa Ana hereby finds that the FY 2022/23 Measure M2 Expenditure Report is in conformance with the template provided in the Measure M2 Eligibility Guidelines and accounts for Net Revenues including interest earned, expenditures during the fiscal year, and balances at the end of fiscal year.

Section 3. The M2 Expenditure Report is hereby adopted by the City of Santa Ana.

Section 4. The City of Santa Ana Finance Director is hereby authorized to sign and submit the M2 Expenditure Report to OCTA for the fiscal year 2022/23.

Section 5. This Resolution shall take effect immediately upon its adoption by the City Council, and the City Clerk shall attest to and certify the vote adopting this Resolution.

ADOPTED this 19th day of December, 2023.


Valerie Amezcua
Mayor

APPROVED AS TO FORM:
Sonia R. Carvalho, City Attorney

By: Laura A. Rossini
Jonathan T. Martinez
Assistant City Attorney

AYES:	Councilmembers	<u>Amezcua, Bacerra, Hernandez, Lopez, Penalosa, Phan, Vazquez (7)</u>
NOES:	Councilmembers	<u>None (0)</u>
ABSTAIN:	Councilmembers	<u>None (0)</u>
NOT PRESENT:	Councilmembers	<u>None (0)</u>

CERTIFICATE OF ATTESTATION AND ORIGINALITY

I, JENNIFER L. HALL, City Clerk, do hereby attest to and certify the attached Resolution No. 2023-095 to be the original resolution adopted by the City Council of the City of Santa Ana on December 19, 2023.

Date: 12/21/2023



Jennifer L. Hall
City Clerk
City of Santa Ana



Orange County Transportation Authority

M2 Fact Sheet

City of Seal Beach

Fiscal Year Ended June 30, 2023

Council Action 12/11/2023

Signed Resolution Yes

Revised Final Report? No

	<u>Actual</u>	<u>Benchmark</u>
MOE Expenditures	\$1,798,415	\$642,598

Project	Beginning Balance A	Revenues Claimed B	Expenditures C	Ending Balance D	Verify A+B-C-D
M2 Fairshare	1,401,614	556,194	190,935	1,766,873	0
M2 Fairshare Interest	0	23,306	23,306	0	0
M2 CTFP (Project O)	-398,148	0	0	-398,148	0
M2 CTFP (Project O) Interest	0	0	0	0	0
Regional Traffic Signal Synchronization Program	100,533	0	89,145	11,388	0
Regional Traffic Signal Synchronization Program Int	0	0	0	0	0
SMP or Senior Non-Emergency Medical	-202,360	97,519	145,408	-250,249	0
SMP or Senior Non-Emergency Medical Interest	0	0	0	0	0
Water Quality Program (Project X)	-18,820	0	430,262	-449,082	0
Water Quality Program (Project X) Interest	0	0	0	0	0
Other	-1,026,643	0	271,647	-1,298,290	0
Other Interest	0	0	0	0	0
Grand Total	-143,824	677,019	1,150,703	-617,507	0

Last External Auditor Review: LFS: 2019; SMP: 2021

M2 Expenditure Report

Fiscal Year Ended June 30, 2023

Beginning and Ending Balances

Description	Line No.	Amount	Interest
Balances at Beginning of Fiscal Year			
A-M Freeway Projects	1	\$ -	\$ -
O Regional Capacity Program (RCP)	2	\$ (398,148.00)	\$ -
P Regional Traffic Signal Synchronization Program (RTSSP)	3	\$ 100,533.00	\$ -
Q Local Fair Share	4	\$ 1,401,614.00	\$ -
R High Frequency Metrolink Service	5	\$ -	\$ -
S Transit Extensions to Metrolink	6	\$ -	\$ -
T Convert Metrolink Station(s) to Regional Gateways that connect Orange County with High-Speed Rail Systems	7	\$ -	\$ -
U Senior Mobility Program or Senior Non-Emergency Medical Program	8	\$ (202,360.00)	\$ -
V Community Based Transit/Circulators	9	\$ -	\$ -
W Safe Transit Stops	10	\$ -	\$ -
X Environmental Cleanup Program (Water Quality)	11	\$ (18,820.00)	\$ -
Other*	12	\$ (1,026,643.00)	\$ -
Balances at Beginning of Fiscal Year	13	\$ (143,824.00)	\$ -
Monies Made Available During Fiscal Year	14	\$ 653,712.99	\$ 23,306
Total Monies Available (Sum Lines 13 & 14)	15	\$ 509,888.99	\$ 23,306
Expenditures During Fiscal Year	16	\$ 1,127,397.08	\$ 23,306
Balances at End of Fiscal Year			
A-M Freeway Projects	17	\$ -	\$ -
O Regional Capacity Program (RCP)	18	\$ (398,148.00)	\$ -
P Regional Traffic Signal Synchronization Program (RTSSP)	19	\$ 11,388.00	\$ -
Q Local Fair Share	20	\$ 1,766,872.90	\$ 0
R High Frequency Metrolink Service	21	\$ -	\$ -
S Transit Extensions to Metrolink	22	\$ -	\$ -
T Convert Metrolink Station(s) to Regional Gateways that connect Orange County with High-Speed Rail Systems	23	\$ -	\$ -
U Senior Mobility Program or Senior Non-Emergency Medical Program	24	\$ (250,249.15)	\$ -
V Community Based Transit/Circulators	25	\$ -	\$ -
W Safe Transit Stops	26	\$ -	\$ -
X Environmental Cleanup Program (Water Quality)	27	\$ (449,081.72)	\$ -
Other*	28	\$ (1,298,290.12)	\$ -

* Please provide a specific description

Other* Pedestrian Ways and Bikepaths line 5 is an ATP Grant

Other * Overlay & Sealing line 12 is PMRF Grant and SB1 Funding

Other* streets Lights & Traffic Signals line 13 is special assessment for street lighting

M2 Expenditure Report

Fiscal Year Ended June 30, 2023

Sources and Uses

Description	Line No.	Amount	Interest
Revenues:			
A-M Freeway Projects	1	\$ -	\$ -
O Regional Capacity Program (RCP)	2	\$ -	\$ -
P Regional Traffic Signal Synchronization Program (RTSSP)	3	\$ -	\$ -
Q Local Fair Share	4	\$ 556,194	\$ 23,306
R High Frequency Metrolink Service	5	\$ -	\$ -
S Transit Extensions to Metrolink	6	\$ -	\$ -
T Convert Metrolink Station(s) to Regional Gateways that connect Orange County with High-Speed Rail Systems	7	\$ -	\$ -
U Senior Mobility Program or Senior Non-Emergency Medical Program	8	\$ 97,519	\$ -
V Community Based Transit/Circulators	9	\$ -	\$ -
W Safe Transit Stops	10	\$ -	\$ -
X Environmental Cleanup Program (Water Quality)	11	\$ -	\$ -
Other*	12	\$ -	\$ -
TOTAL REVENUES (Sum lines 1 to 12)	13	\$ 653,713	\$ 23,306
Expenditures:			
A-M Freeway Projects	14	\$ -	\$ -
O Regional Capacity Program (RCP)	15	\$ -	\$ -
P Regional Traffic Signal Synchronization Program (RTSSP)	16	\$ 89,145	\$ -
Q Local Fair Share	17	\$ 190,935	\$ 23,306
R High Frequency Metrolink Service	18	\$ -	\$ -
S Transit Extensions to Metrolink	19	\$ -	\$ -
T Convert Metrolink Station(s) to Regional Gateways that connect Orange County with High-Speed Rail Systems	20	\$ -	\$ -
U Senior Mobility Program or Senior Non-Emergency Medical Program	21	\$ 145,408	\$ -
V Community Based Transit/Circulators	22	\$ -	\$ -
W Safe Transit Stops	23	\$ -	\$ -
X Environmental Cleanup Program (Water Quality)	24	\$ 430,261.72	\$ -
Other*	25	\$ 271,647	\$ -
TOTAL EXPENDITURES (Sum lines 14 to 25)	26	\$ 1,127,397	\$ 23,306
TOTAL BALANCE (Subtract line 26 from 13)	27	\$ (473,684)	\$ 0


* Please provide a specific description

Other* Pedestrian Ways and Bikepaths line 5 is an ATP Grant

Other * Overlay & Sealing line 12 is PMRF Grant and SB1 Funding

Other* streets Lights & Traffic Signals line 13 is special assessment for street lighting

M2 Expenditure Report
Fiscal Year Ended June 30, 2023
Streets and Roads Detailed Use of Funds

Type of Expenditure	Line No.	MOE	Developer / Impact Fees ¹	O	O Interest	P	P Interest	Q	Q Interest	X	X Interest	Other M2 ²	Other M2 Interest	Other*	TOTAL
Indirect and/or Overhead	1	\$ 737,370	\$ -	\$ -	\$ -	\$ -	\$ -	\$ -	\$ -	\$ -	\$ -	\$ -	\$ -	\$ -	\$ 737,370
Construction & Right-of-Way															
New Street Construction	2	\$ -	\$ -	\$ -	\$ -	\$ -	\$ -	\$ -	\$ -	\$ -	\$ -	\$ -	\$ -	\$ -	\$ -
Street Reconstruction	3	\$ -	\$ -	\$ -	\$ -	\$ -	\$ -	\$ -	\$ -	\$ -	\$ -	\$ -	\$ -	\$ -	\$ -
Signals, Safety Devices, & Street Lights	4	\$ 212,366.22	\$ -	\$ -	\$ -	\$ 89,145.04	\$ -	\$ 182,767.35	\$ 22,309.03	\$ -	\$ -	\$ -	\$ -	\$ -	\$ 506,588
Pedestrian Ways & Bikepaths	5	\$ 117,711.50	\$ -	\$ -	\$ -	\$ -	\$ -	\$ 8,167.75	\$ 996.97	\$ -	\$ -	\$ -	\$ -	\$ 2,880.94	\$ 129,757
Storm Drains	6	\$ -	\$ -	\$ -	\$ -	\$ -	\$ -	\$ -	\$ -	\$ 430,261.72	\$ -	\$ -	\$ -	\$ -	\$ 430,262
Storm Damage	7	\$ -	\$ -	\$ -	\$ -	\$ -	\$ -	\$ -	\$ -	\$ -	\$ -	\$ -	\$ -	\$ -	\$ -
Total Construction¹	8	\$ 330,077.72	\$ -	\$ -	\$ -	\$ 89,145.04	\$ -	\$ 190,935.10	\$ 23,306.00	\$ 430,261.72	\$ -	\$ -	\$ -	\$ 2,880.94	\$ 1,066,607
Right of Way Acquisition	9	\$ -	\$ -	\$ -	\$ -	\$ -	\$ -	\$ -	\$ -	\$ -	\$ -	\$ -	\$ -	\$ -	\$ -
Total Construction & Right-of-Way	10	\$ 330,077.72	\$ -	\$ -	\$ -	\$ 89,145.04	\$ -	\$ 190,935.10	\$ 23,306.00	\$ 430,261.72	\$ -	\$ -	\$ -	\$ 2,880.94	\$ 1,066,607
Maintenance															
Patching	11	\$ -	\$ -	\$ -	\$ -	\$ -	\$ -	\$ -	\$ -	\$ -	\$ -	\$ -	\$ -	\$ -	\$ -
Overlay & Sealing	12	\$ -	\$ -	\$ -	\$ -	\$ -	\$ -	\$ -	\$ -	\$ -	\$ -	\$ -	\$ -	\$ 50,507.19	\$ 50,507
Street Lights & Traffic Signals	13	\$ 81,644.45	\$ -	\$ -	\$ -	\$ -	\$ -	\$ -	\$ -	\$ -	\$ -	\$ -	\$ -	\$ 218,258.99	\$ 299,903
Storm Damage	14	\$ 20,994.14	\$ -	\$ -	\$ -	\$ -	\$ -	\$ -	\$ -	\$ -	\$ -	\$ -	\$ -	\$ -	\$ 20,994
Other Street Purpose Maintenance	15	\$ 628,328.13	\$ -	\$ -	\$ -	\$ -	\$ -	\$ -	\$ -	\$ -	\$ -	\$ -	\$ -	\$ -	\$ 628,328
Total Maintenance¹	16	\$ 730,966.72	\$ -	\$ -	\$ -	\$ -	\$ -	\$ -	\$ -	\$ -	\$ -	\$ -	\$ -	\$ 268,766.18	\$ 999,733
Other	17	\$ -	\$ -	\$ -	\$ -	\$ -	\$ -	\$ -	\$ -	\$ -	\$ -	\$ 145,408.14	\$ -	\$ -	\$ 145,408
GRAND TOTALS (Sum Lines 1, 10, 16, 17)	18	\$ 1,798,415	\$ -	\$ -	\$ -	\$ 89,145	\$ -	\$ 190,935	\$ 23,306	\$ 430,262	\$ -	\$ 145,408	\$ -	\$ 271,647	\$ 2,949,118
Finance Director Confirmation	19	Any California State Constitution Article XIX streets and road eligible expenditure may be "counted" in local jurisdictions' calculation of MOE if the activity is supported (funded) by a local jurisdictions' discretionary funds (e.g. general fund). The California State Controller also provides useful information on Article XIX and the Streets and Highways Code eligible expenditures in its "Guidelines Relating to Gas Tax Expenditures for Cities and Counties". I have reviewed and am aware of these guidelines and their applicability in calculating and reporting on Maintenance of Effort expenditures.													
		Finance Director initial: 													

¹ Includes direct charges for staff time

² Other M2 includes A-M, R,S,T,U,V, and W

+ Transportation related only

* Please provide a specific description

Other* Pedestrian Ways and Bikepaths line 5 is an ATP Grant

Other * Overlay & Sealing line 12 is PMRF Grant and SB1 Funding

Other* streets Lights & Traffic Signals line 13 is special assessment for street lighting

Legend

Project	Description
A-M	Freeway Projects
O	Regional Capacity Program (RCP)
P	Regional Traffic Signal Synchronization Program (RTSSP)
Q	Local Fair Share
R	High Frequency Metrolink Service
S	Transit Extensions to Metrolink
T	Convert Metrolink Station(s) to Regional Gateways that connect Orange County with High-Speed Rail Systems
U	Senior Mobility Program or Senior Non-Emergency Medical Program
V	Community Based Transit/Circulators
W	Safe Transit Stops
X	Environmental Cleanup Program (Water Quality)

M2 Expenditure Report
Fiscal Year Ended June 30, 2023

I hereby certify that:

- All the information attached herein and included in schedules 1 through 4 is true and accurate to the best of my knowledge;
- The interest earned on Net Revenues allocated pursuant to the Ordinance shall be expended only for those purposes for which the Net Revenues were allocated;
- The City of Seal Beach is aware of the State Controller's "Guidelines Relating to Gas Tax Expenditures for Cities and Counties", which is a guide for determining MOE Expenditures for M2 Eligibility purposes;
- The City's Expenditure Report is in compliance with direction provided in the State Controller's "Guidelines Relating to Gas Tax Expenditures for Cities and Counties;" and
- The City of Seal Beach has expended in this fiscal year an amount of local discretionary funds for streets and roads purposes at least equal to or exceeding the FY 2022-23 MOE benchmark dollar amount¹¹.

Barbara Arenado

Director of Finance (Print Name)

12/5/2023

Date

[Handwritten Signature]

Signature

¹¹ Jurisdictions are encouraged to submit MOE eligible expenditures higher than their MOE benchmark, so that should certain expenses be ruled ineligible during an MOE audit, the local jurisdiction still has sufficient MOE expenditures to demonstrate continued achievement of the MOE benchmark.

RESOLUTION 7469

A RESOLUTION OF THE SEAL BEACH CITY COUNCIL APPROVING THE MEASURE M2 EXPENDITURE REPORT FOR THE CITY OF SEAL BEACH FOR FY 2022-2023

WHEREAS, local jurisdictions are required to meet eligibility requirements and submit eligibility verification packages to Orange County Transportation Authority (OCTA) in order to remain eligible to receive M2 funds; and,

WHEREAS, local jurisdictions are required to adopt an annual M2 Expenditure Report as part of one of the eligibility requirements; and,

WHEREAS, local jurisdictions are required to account for Net Revenues, developer/traffic impact fees, and funds expended by local jurisdiction in the M2 Expenditure Report that satisfy the Maintenance of Effort requirements; and,

WHEREAS, the M2 Expenditure Report shall include all Net Revenue fund balances, interest earned and expenditures identified by type and program or project; and,

WHEREAS, the M2 Expenditure Report must be adopted and submitted to the OCTA each year within six months of the end of the local jurisdiction's fiscal year to be eligible to receive Net Revenues as part of M2.

NOW, THEREFORE, THE SEAL BEACH CITY COUNCIL DOES HEREBY RESOLVE:

- Section 1. The Measure M2 Expenditure Report for Fiscal Year 2022-2023, incorporated herein by this reference, is in conformance with the M2 Expenditure Report Template provided in the Measure M2 Eligibility Guidelines and accounts for Net Revenues including interest earned, expenditures during the fiscal year and balances at the end of fiscal year.
- Section 2. The M2 Expenditure Report is hereby adopted for the City of Seal Beach.
- Section 3. The City of Seal Beach Director of Finance/City Treasurer is hereby authorized to sign and submit the M2 Expenditure Report for Fiscal Year ending June 30, 2023 to the Orange County Transportation Authority no later than December 31, 2023.

PASSED, APPROVED AND ADOPTED by the Seal Beach City Council at a regular meeting held on the 11th day of December, 2023 by the following vote:

AYES: Council Members: Kalmick, Landu, Moore, Sustarsic, Steele

NOES: Council Members: None


ABSENT: Council Members: None

ABSTAIN: Council Members: None



Thomas Moore, Mayor

ATTEST:




Gloria D. Harper, City Clerk



STATE OF CALIFORNIA }
COUNTY OF ORANGE } SS
CITY OF SEAL BEACH }

I, Gloria D. Harper, City Clerk of the City of Seal Beach, do hereby certify that the foregoing resolution is the original copy of Resolution 7469 on file in the office of the City Clerk, passed, approved, and adopted by the City Council at a regular meeting held on the 11th day of December, 2023.



Gloria D. Harper, City Clerk



Orange County Transportation Authority

M2 Fact Sheet

City of Stanton

Fiscal Year Ended June 30, 2023

Council Action 10/24/2023

Signed Resolution Yes

Revised Final Report? No

	<u>Actual</u>	<u>Benchmark</u>
MOE Expenditures	\$308,256	\$285,869

Project	Beginning Balance A	Revenues Claimed B	Expenditures C	Ending Balance D	Verify A+B-C-D
M2 Fairshare	1,141,077	701,618	799,473	1,043,222	0
M2 Fairshare Interest	0	14,037	14,037	0	0
SMP or Senior Non-Emergency Medical	61,326	46,851	32,044	76,133	0
SMP or Senior Non-Emergency Medical Interest	0	1,242	1,242	0	0
Water Quality Program (Project X)	-85,742	85,742	0	0	0
Water Quality Program (Project X) Interest	0	0	0	0	0
Grand Total	1,116,661	849,490	846,796	1,119,355	0

Last External Auditor Review: LFS: 2023; SMP: 2020

M2 Expenditure Report
Fiscal Year Ended June 30, 2023
Beginning and Ending Balances

Description	Line No.	Amount	Interest
Balances at Beginning of Fiscal Year			
A-M Freeway Projects	1	\$ -	\$ -
O Regional Capacity Program (RCP)	2	\$ -	\$ -
P Regional Traffic Signal Synchronization Program (RTSSP)	3	\$ -	\$ -
Q Local Fair Share	4	\$ 1,141,077	\$ -
R High Frequency Metrolink Service	5	\$ -	\$ -
S Transit Extensions to Metrolink	6	\$ -	\$ -
T Convert Metrolink Station(s) to Regional Gateways that connect Orange County with High-Speed Rail Systems	7	\$ -	\$ -
U Senior Mobility Program or Senior Non-Emergency Medical Program	8	\$ 61,326	\$ -
V Community Based Transit/Circulators	9	\$ -	\$ -
W Safe Transit Stops	10	\$ -	\$ -
X Environmental Cleanup Program (Water Quality)	11	\$ (85,742)	\$ -
Other*	12	\$ -	\$ -
Balances at Beginning of Fiscal Year	13	\$ 1,116,661	\$ -
Monies Made Available During Fiscal Year	14	\$ 834,211	\$ 15,279
Total Monies Available (Sum Lines 13 & 14)	15	\$ 1,950,872	\$ 15,279
Expenditures During Fiscal Year	16	\$ 831,517	\$ 15,279
Balances at End of Fiscal Year			
A-M Freeway Projects	17	\$ -	\$ -
O Regional Capacity Program (RCP)	18	\$ -	\$ -
P Regional Traffic Signal Synchronization Program (RTSSP)	19	\$ -	\$ -
Q Local Fair Share	20	\$ 1,043,222	\$ -
R High Frequency Metrolink Service	21	\$ -	\$ -
S Transit Extensions to Metrolink	22	\$ -	\$ -
T Convert Metrolink Station(s) to Regional Gateways that connect Orange County with High-Speed Rail Systems	23	\$ -	\$ -
U Senior Mobility Program or Senior Non-Emergency Medical Program	24	\$ 76,133	\$ -
V Community Based Transit/Circulators	25	\$ -	\$ -
W Safe Transit Stops	26	\$ -	\$ -
X Environmental Cleanup Program (Water Quality)	27	\$ -	\$ -
Other*	28	\$ -	\$ -

* Please provide a specific description

M2 Expenditure Report
Fiscal Year Ended June 30, 2023
Sources and Uses

Description	Line No.	Amount	Interest
Revenues:			
A-M Freeway Projects	1	\$ -	\$ -
O Regional Capacity Program (RCP)	2	\$ -	\$ -
P Regional Traffic Signal Synchronization Program (RTSSP)	3	\$ -	\$ -
Q Local Fair Share	4	\$ 701,618	\$ 14,037
R High Frequency Metrolink Service	5	\$ -	\$ -
S Transit Extensions to Metrolink	6	\$ -	\$ -
T Convert Metrolink Station(s) to Regional Gateways that connect Orange County with High-Speed Rail Systems	7	\$ -	\$ -
U Senior Mobility Program or Senior Non-Emergency Medical Program	8	\$ 46,851	\$ 1,242
V Community Based Transit/Circulators	9	\$ -	\$ -
W Safe Transit Stops	10	\$ -	\$ -
X Environmental Cleanup Program (Water Quality)	11	\$ 85,742	\$ -
Other*	12	\$ -	\$ -
TOTAL REVENUES (Sum lines 1 to 12)	13	\$ 834,211	\$ 15,279
Expenditures:			
A-M Freeway Projects	14	\$ -	\$ -
O Regional Capacity Program (RCP)	15	\$ -	\$ -
P Regional Traffic Signal Synchronization Program (RTSSP)	16	\$ -	\$ -
Q Local Fair Share	17	\$ 799,473	\$ 14,037
R High Frequency Metrolink Service	18	\$ -	\$ -
S Transit Extensions to Metrolink	19	\$ -	\$ -
T Convert Metrolink Station(s) to Regional Gateways that connect Orange County with High-Speed Rail Systems	20	\$ -	\$ -
U Senior Mobility Program or Senior Non-Emergency Medical Program	21	\$ 32,044	\$ 1,242
V Community Based Transit/Circulators	22	\$ -	\$ -
W Safe Transit Stops	23	\$ -	\$ -
X Environmental Cleanup Program (Water Quality)	24	\$ -	\$ -
Other*	25	\$ -	\$ -
TOTAL EXPENDITURES (Sum lines 14 to 25)	26	\$ 831,517	\$ 15,279
TOTAL BALANCE (Subtract line 26 from 13)	27	\$ 2,694	\$ -

* Please provide a specific description

M2 Expenditure Report
Fiscal Year Ended June 30, 2023
Streets and Roads Detailed Use of Funds

Type of Expenditure	Line No.	MOE	Developer / Impact Fees ⁺	O	O Interest	P	P Interest	Q ³	Q Interest ³	X	X Interest	Other M2 ²	Other M2 Interest ²	Other*	TOTAL
Indirect and/or Overhead	1	\$ -	\$ -	\$ -	\$ -	\$ -	\$ -	\$ -	\$ -	\$ -	\$ -	\$ 2,913	\$ 109	\$ -	\$ 3,022
Construction & Right-of-Way															
New Street Construction	2	\$ -	\$ -	\$ -	\$ -	\$ -	\$ -	\$ -	\$ -	\$ -	\$ -	\$ -	\$ -	\$ -	\$ -
Street Reconstruction	3	\$ -	\$ -	\$ -	\$ -	\$ -	\$ -	\$ 799,473	\$ 14,037	\$ -	\$ -	\$ -	\$ -	\$ -	\$ 813,510
Signals, Safety Devices, & Street Lights	4	\$ -	\$ -	\$ -	\$ -	\$ -	\$ -	\$ -	\$ -	\$ -	\$ -	\$ -	\$ -	\$ -	\$ -
Pedestrian Ways & Bikepaths	5	\$ -	\$ -	\$ -	\$ -	\$ -	\$ -	\$ -	\$ -	\$ -	\$ -	\$ -	\$ -	\$ -	\$ -
Storm Drains	6	\$ -	\$ -	\$ -	\$ -	\$ -	\$ -	\$ -	\$ -	\$ -	\$ -	\$ -	\$ -	\$ -	\$ -
Storm Damage	7	\$ -	\$ -	\$ -	\$ -	\$ -	\$ -	\$ -	\$ -	\$ -	\$ -	\$ -	\$ -	\$ -	\$ -
Total Construction¹	8	\$ -	\$ -	\$ -	\$ -	\$ -	\$ -	\$ 799,473	\$ 14,037	\$ -	\$ -	\$ -	\$ -	\$ -	\$ 813,510
Right of Way Acquisition	9	\$ -	\$ -	\$ -	\$ -	\$ -	\$ -	\$ -	\$ -	\$ -	\$ -	\$ -	\$ -	\$ -	\$ -
Total Construction & Right-of-Way	10	\$ -	\$ -	\$ -	\$ -	\$ -	\$ -	\$ 799,473	\$ 14,037	\$ -	\$ -	\$ -	\$ -	\$ -	\$ 813,510
Maintenance															
Patching	11	\$ 60,000	\$ -	\$ -	\$ -	\$ -	\$ -	\$ -	\$ -	\$ -	\$ -	\$ -	\$ -	\$ -	\$ 60,000
Overlay & Sealing	12	\$ -	\$ -	\$ -	\$ -	\$ -	\$ -	\$ -	\$ -	\$ -	\$ -	\$ -	\$ -	\$ -	\$ -
Street Lights & Traffic Signals	13	\$ -	\$ -	\$ -	\$ -	\$ -	\$ -	\$ -	\$ -	\$ -	\$ -	\$ -	\$ -	\$ -	\$ -
Storm Damage	14	\$ -	\$ -	\$ -	\$ -	\$ -	\$ -	\$ -	\$ -	\$ -	\$ -	\$ -	\$ -	\$ -	\$ -
Other Street Purpose Maintenance	15	\$ 248,256	\$ -	\$ -	\$ -	\$ -	\$ -	\$ -	\$ -	\$ -	\$ -	\$ -	\$ -	\$ -	\$ 248,256
Total Maintenance¹	16	\$ 308,256	\$ -	\$ -	\$ -	\$ -	\$ -	\$ -	\$ -	\$ -	\$ -	\$ -	\$ -	\$ -	\$ 308,256
Other	17		\$ -	\$ -	\$ -	\$ -	\$ -	\$ -	\$ -	\$ -	\$ -	\$ 29,131	\$ 1,133	\$ -	\$ 30,264
GRAND TOTALS (Sum Lines 1, 10, 16, 17)	18	\$ 308,256	\$ -	\$ -	\$ -	\$ -	\$ -	\$ 799,473	\$ 14,037	\$ -	\$ -	\$ 32,044	\$ 1,242	\$ -	\$ 1,155,052
Finance Director Confirmation	19	Any California State Constitution Article XIX streets and road eligible expenditure may be "counted" in local jurisdictions' calculation of MOE if the activity is supported (funded) by a local jurisdictions' discretionary funds (e.g. general fund). The California State Controller also provides useful information on Article XIX and the Streets and Highways Code eligible expenditures in its "Guidelines Relating to Gas Tax Expenditures for Cities and Counties". I have reviewed and am aware of these guidelines and their applicability in calculating and reporting on Maintenance of Effort expenditures. Finance Director initial: <u>MB</u>													

¹ Includes direct charges for staff time

² Other M2 includes A-M, R,S,T,U,V, and W (For Fiscal Year 2022/23, Other M2 expenditures are solely for the City's Senior Mobility Transportation Program..

+ Transportation related only

* Please provide a specific description

³ Fiscal Year 2021/22 and 2022/23 Citywide Street Rehabilitation Projects (2022-101 + 2023-101)

Legend

Project	Description
A-M	Freeway Projects
O	Regional Capacity Program (RCP)
P	Regional Traffic Signal Synchronization Program (RTSSP)
Q	Local Fair Share
R	High Frequency Metrolink Service
S	Transit Extensions to Metrolink
T	Convert Metrolink Station(s) to Regional Gateways that connect Orange County with High-Speed Rail Systems
U	Senior Mobility Program or Senior Non-Emergency Medical Program
V	Community Based Transit/Circulators
W	Safe Transit Stops
X	Environmental Cleanup Program (Water Quality)

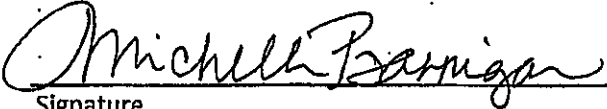
M2 Expenditure Report
Fiscal Year Ended June 30, 2023

I hereby certify that:

- All the information attached herein and included in schedules 1 through 4 is true and accurate to the best of my knowledge;
- The interest earned on Net Revenues allocated pursuant to the Ordinance shall be expended only for those purposes for which the Net Revenues were allocated;
- The City of Stanton is aware of the State Controller's "Guidelines Relating to Gas Tax Expenditures for Cities and Counties", which is a guide for determining MOE Expenditures for M2 Eligibility purposes;
- The City's Expenditure Report is in compliance with direction provided in the State Controller's "Guidelines Relating to Gas Tax Expenditures for Cities and Counties;" and
- The City of Stanton has expended in this fiscal year an amount of local discretionary funds for streets and roads purposes at least equal to or exceeding the FY 2022-23 MOE benchmark dollar amount¹¹.

Michelle Bannigan
Director of Finance (Print Name)

10-11-2023
Date


Signature

¹¹ Jurisdictions are encouraged to submit MOE eligible expenditures higher than their MOE benchmark, so that should certain expenses be ruled ineligible during an MOE audit, the local jurisdiction still has sufficient MOE expenditures to demonstrate continued achievement of the MOE benchmark.

RESOLUTION NO. 2023-27

A RESOLUTION OF THE CITY COUNCIL OF THE CITY OF STANTON CONCERNING THE MEASURE M2 EXPENDITURE REPORT FOR THE CITY OF STANTON FOR THE FISCAL YEAR ENDED JUNE 30, 2023

WHEREAS, local jurisdictions are required to meet eligibility requirements and submit eligibility verification packages to Orange County Transportation Authority (OCTA) in order to remain eligible to receive M2 Funds; and

WHEREAS, local jurisdictions are required to adopt an annual Expenditure Report as part of one of the eligibility requirements; and

WHEREAS, local jurisdictions are required to account for Net Revenues, developer/traffic impact fees, and funds expended by local jurisdiction in the Expenditure Report that satisfy the Maintenance of Effort requirements; and

WHEREAS, the Expenditure Report shall include all Net Revenue fund balances, interest earned, and expenditures identified by type and program or project; and

WHEREAS, the Expenditure Report must be adopted and submitted to the OCTA each year within six months of the end of the local jurisdiction's fiscal year to be eligible to receive Net Revenues as part of M2.

NOW, THEREFORE, BE IT RESOLVED THAT THE CITY COUNCIL OF THE CITY OF STANTON DOES HEREBY INFORM OCTA THAT:


SECTION 1: The M2 Expenditure Report for the fiscal year ended June 30, 2023 ("Exhibit A"), is in conformance with the template provided in the Measure M2 Eligibility Guidelines and accounts for Net Revenues including interest earned, expenditures during the fiscal year and balances at the end of fiscal year.

SECTION 2: The M2 Expenditure Report for the fiscal year ended June 30, 2023, is hereby adopted by the City of Stanton.

SECTION 3: The City of Stanton Finance Director is hereby authorized to sign and submit the M2 Expenditure Report to OCTA for the fiscal year ended June 30, 2023.

SECTION 4: The City Clerk shall certify as to the adoption of this Resolution.

PASSED, APPROVED, AND ADOPTED this 24th day of October 2023.



DAVID J. SHAWVER, MAYOR

APPROVED AS TO FORM:



HONGDAO NGUYEN, CITY ATTORNEY

ATTEST:


I, Patricia A. Vazquez, City Clerk of the City of Stanton, California DO HEREBY CERTIFY that the foregoing Resolution, being Resolution No. 2023-27 has been duly signed by the Mayor and attested by the City Clerk, all at a regular meeting of the Stanton City Council, held on October 24, 2023, and that the same was adopted, signed, and approved by the following vote to wit:

AYES: Shawver, Taylor, Torres, Van, Warren

NOES: None

ABSENT: None

ABSTAIN: None



PATRICIA A. VAZQUEZ, CITY CLERK



Orange County Transportation Authority

M2 Fact Sheet

City of Tustin

Fiscal Year Ended June 30, 2023

Council Action 12/5/2023

Signed Resolution Yes

Revised Final Report? No

	<u>Actual</u>	<u>Benchmark</u>
MOE Expenditures	\$2,437,959	\$1,697,045

Project	Beginning Balance A	Revenues Claimed B	Expenditures C	Ending Balance D	Verify A+B-C-D
M2 Fairshare	2,966,839	2,164,234	1,982,812	3,148,261	0
M2 Fairshare Interest	-3,949	87,819	83,870	0	0
M2 CTFP (Project O)	0	0	0	0	0
M2 CTFP (Project O) Interest	0	0	0	0	0
SMP or Senior Non-Emergency Medical	27,983	81,704	106,728	2,959	0
SMP or Senior Non-Emergency Medical Interest	-37	2,996	2,959	0	0
Community Based Transit/Circulators	0	0	0	0	0
Community Based Transit/Circulators Interest	0	0	0	0	0
Water Quality Program (Project X)	0	0	0	0	0
Water Quality Program (Project X) Interest	0	0	0	0	0
Other	0	450	450	0	0
Other Interest	0	0	0	0	0
Grand Total	2,990,836	2,337,203	2,176,819	3,151,220	0

Last External Auditor Review: LFS: 2020; SMP: 2019

M2 Expenditure Report

Fiscal Year Ended June 30, 2023

Beginning and Ending Balances

Description	Line No.	Amount	Interest
Balances at Beginning of Fiscal Year			
A-M Freeway Projects	1	-	\$ -
O Regional Capacity Program (RCP)	2	-	\$ -
P Regional Traffic Signal Synchronization Program (RTSSP)	3	-	\$ -
Q Local Fair Share	4	2,966,839	\$ (3,949)
R High Frequency Metrolink Service	5	-	\$ -
S Transit Extensions to Metrolink	6	-	\$ -
T Convert Metrolink Station(s) to Regional Gateways that connect Orange County with High-Speed Rail Systems	7	-	\$ -
U Senior Mobility Program or Senior Non-Emergency Medical Program	8	27,983	\$ (37)
V Community Based Transit/Circulators	9	-	\$ -
W Safe Transit Stops	10	-	\$ -
X Environmental Cleanup Program (Water Quality)	11	-	\$ -
Other*	12	-	\$ -
Balances at Beginning of Fiscal Year	13	2,994,822	\$ (3,986)
Monies Made Available During Fiscal Year	14	2,246,388	\$ 90,815
Total Monies Available (Sum Lines 13 & 14)	15	5,241,210	\$ 86,829
Expenditures During Fiscal Year	16	2,089,990	\$ 86,829
Balances at End of Fiscal Year			
A-M Freeway Projects	17	-	\$ -
O Regional Capacity Program (RCP)	18	-	\$ -
P Regional Traffic Signal Synchronization Program (RTSSP)	19	-	\$ -
Q Local Fair Share	20	3,148,261	\$ -
R High Frequency Metrolink Service	21	-	\$ -
S Transit Extensions to Metrolink	22	-	\$ -
T Convert Metrolink Station(s) to Regional Gateways that connect Orange County with High-Speed Rail Systems	23	-	\$ -
U Senior Mobility Program or Senior Non-Emergency Medical Program	24	2,959	\$ -
V Community Based Transit/Circulators	25	-	\$ -
W Safe Transit Stops	26	-	\$ -
X Environmental Cleanup Program (Water Quality)	27	-	\$ -
Other*	28	-	\$ -

M2 Expenditure Report
Fiscal Year Ended June 30, 2023
Sources and Uses

Description	Line No.	Amount	Interest
Revenues:			
A-M Freeway Projects	1	\$ -	\$ -
O Regional Capacity Program (RCP)	2	\$ -	\$ -
P Regional Traffic Signal Synchronization Program (RTSSP)	3	\$ -	\$ -
Q Local Fair Share	4	\$ 2,164,234	\$ 87,819
R High Frequency Metrolink Service	5	\$ -	\$ -
S Transit Extensions to Metrolink	6	\$ -	\$ -
T Convert Metrolink Station(s) to Regional Gateways that connect Orange County with High-Speed Rail Systems	7	\$ -	\$ -
U Senior Mobility Program or Senior Non-Emergency Medical Program	8	\$ 81,704	\$ 2,996
V Community Based Transit/Circulators	9	\$ -	\$ -
W Safe Transit Stops	10	\$ -	\$ -
X Environmental Cleanup Program (Water Quality)	11	\$ -	\$ -
Other*	12	\$ 450	\$ -
TOTAL REVENUES (Sum lines 1 to 12)	13	\$ 2,246,388	\$ 90,815
Expenditures:			
A-M Freeway Projects	14	\$ -	\$ -
O Regional Capacity Program (RCP)	15	\$ -	\$ -
P Regional Traffic Signal Synchronization Program (RTSSP)	16	\$ -	\$ -
Q Local Fair Share	17	\$ 1,982,812	\$ 83,870
R High Frequency Metrolink Service	18	\$ -	\$ -
S Transit Extensions to Metrolink	19	\$ -	\$ -
T Convert Metrolink Station(s) to Regional Gateways that connect Orange County with High-Speed Rail Systems	20	\$ -	\$ -
U Senior Mobility Program or Senior Non-Emergency Medical Program	21	\$ 106,728	\$ 2,959
V Community Based Transit/Circulators	22	\$ -	\$ -
W Safe Transit Stops	23	\$ -	\$ -
X Environmental Cleanup Program (Water Quality)	24	\$ -	\$ -
Other*	25	\$ 450	\$ -
TOTAL EXPENDITURES (Sum lines 14 to 25)	26	\$ 2,089,990	\$ 86,829
TOTAL BALANCE (Subtract line 26 from 13)	27	\$ 156,398	\$ 3,986

* Reimbursement from SCE for worked performed at 15400 1/2 Red Hill (project funded by Fairshare)

M2 Expenditure Report
Fiscal Year Ended June 30, 2023
Streets and Roads Detailed Use of Funds

Type of Expenditure	Line No.	MOE	Developer / Impact Fees ¹	O	O Interest	P	P Interest	Q	Q Interest	X	X Interest	Other M2 ²	Other M2 Interest	Other*	TOTAL
Indirect and/or Overhead	1	\$0	\$0	\$0	\$0	\$0	\$0	\$0	\$0	\$0	\$0	\$0	\$0	\$0	\$0
Construction & Right-of-Way															
New Street Construction	2	\$748,063	\$668,010	\$0	\$0	\$0	\$0	\$0	\$0	\$0	\$0	\$0	\$0	\$0	\$1,416,073
Street Reconstruction	3	\$112,286	\$0	\$0	\$0	\$0	\$0	\$73,669	\$3,115	\$0	\$0	\$0	\$0	\$0	\$189,070
Signals, Safety Devices, & Street Lights	4	\$95,223	\$71,351	\$0	\$0	\$0	\$0	\$0	\$0	\$0	\$0	\$0	\$0	\$0	\$166,574
Pedestrian Ways & Bikepaths	5	\$67,594	\$475,630	\$0	\$0	\$0	\$0	\$875,700	\$37,052	\$0	\$0	\$0	\$0	\$0	\$1,455,976
Storm Drains	6	\$0	\$0	\$0	\$0	\$0	\$0	\$0	\$0	\$0	\$0	\$0	\$0	\$0	\$0
Storm Damage	7	\$0	\$0	\$0	\$0	\$0	\$0	\$0	\$0	\$0	\$0	\$0	\$0	\$0	\$0
Total Construction¹	8	\$1,023,166	\$1,214,991	\$0	\$0	\$0	\$0	\$949,369	\$40,167	\$0	\$0	\$0	\$0	\$0	\$3,227,693
Right of Way Acquisition	9	\$0	\$0	\$0	\$0	\$0	\$0	\$0	\$0	\$0	\$0	\$0	\$0	\$0	\$0
Total Construction & Right-of-Way	10	\$1,023,166	\$1,214,991	\$0	\$0	\$0	\$0	\$949,369	\$40,167	\$0	\$0	\$0	\$0	\$0	\$3,227,693
Maintenance															
Patching	11	\$0	\$0	\$0	\$0	\$0	\$0	\$35,044	\$1,482	\$0	\$0	\$0	\$0	\$0	\$36,526
Overlay & Sealing	12	\$1,358,957	\$0	\$0	\$0	\$0	\$0	\$514,485	\$21,757	\$0	\$0	\$0	\$0	\$0	\$1,895,199
Street Lights & Traffic Signals	13	\$0	\$0	\$0	\$0	\$0	\$0	\$29,366	\$1,242	\$0	\$0	\$0	\$0	\$0	\$30,608
Storm Damage	14	\$0	\$0	\$0	\$0	\$0	\$0	\$0	\$0	\$0	\$0	\$0	\$0	\$0	\$0
Other Street Purpose Maintenance	15	\$55,836	\$0	\$0	\$0	\$0	\$0	\$454,548	\$19,222	\$0	\$0	\$0	\$0	\$0	\$529,606
Total Maintenance¹	16	\$1,414,793	\$0	\$0	\$0	\$0	\$0	\$1,033,443	\$43,703	\$0	\$0	\$0	\$0	\$0	\$2,491,939
Other	17	\$0	\$0	\$0	\$0	\$0	\$0	\$0	\$0	\$0	\$0	\$106,728	\$2,959	\$450	\$110,137
GRAND TOTALS (Sum Lines 1, 10, 16, 17)	18	\$2,437,959	\$1,214,991	\$0	\$0	\$0	\$0	\$1,982,812	\$83,870	\$0	\$0	\$106,728	\$2,959	\$450	\$5,829,769
Finance Director Confirmation	19	Any California State Constitution Article XIX streets and road eligible expenditure may be "counted" in local jurisdictions' calculation of MOE if the activity is supported (funded) by a local jurisdictions' discretionary funds (e.g. general fund). The California State Controller also provides useful information on Article XIX and the Streets and Highways Code eligible expenditures in its "Guidelines Relating to Gas Tax Expenditures for Cities and Counties". I have reviewed and am aware of these guidelines and their applicability in calculating and reporting on Maintenance of Effort expenditures. Finance Director initial: <u>JK</u>													

¹ Includes direct charges for staff time
² Other M2 includes A-M, R,S,T,U,V, and W
 + Transportation related only
 * Please provide a specific description

Legend

Project	Description
A-M	Freeway Projects
O	Regional Capacity Program (RCP)
P	Regional Traffic Signal Synchronization Program (RTSSP)
Q	Local Fair Share
R	High Frequency Metrolink Service
S	Transit Extensions to Metrolink
T	Convert Metrolink Station(s) to Regional Gateways that connect Orange County with High-Speed Rail Systems
U	Senior Mobility Program or Senior Non-Emergency Medical Program
V	Community Based Transit/Circulators
W	Safe Transit Stops
X	Environmental Cleanup Program (Water Quality)

**M2 Expenditure Report
Fiscal Year Ended June 30, 2023
Local Fair Share Project List**

PROJECT NAME	AMOUNT EXPENDED
Annex Legacy Improvements	\$ 76,571.00
Traffic Signal Controller Upgrade	\$ 11,597.00
Edinger/Irvine Center Traffic Signal Synchronization	\$ 169.00
Tustin Ranch Road/Von Karmen Traffic Signal Synchronization	\$ 608.00
Red Hill Ave Signal Synchronization	\$ 7,770.00
First St Signal Synchronization	\$ 8,656.00
Tustin Ave Signal Synchronization	\$ 781.00
FY 21/22 Major Pavement Maintenance	\$ 476,304.00
FY 22/23 Major Pavement Maintenance	\$ 1,400,731.00
Red Hill Median Improvements	\$ 14,577.00
Direct Labor Charges Associate with these Projects	\$ 68,918.00

**M2 Expenditure Report
Fiscal Year Ended June 30, 2023**

I hereby certify that:

X All the information attached herein and included in schedules 1 through 4 is true and accurate to the best of my knowledge;

X The interest earned on Net Revenues allocated pursuant to the Ordinance shall be expended only for those purposes for which the Net Revenues were allocated;

X The City/County of Tustin is aware of the State Controller’s “Guidelines Relating to Gas Tax Expenditures for Cities and Counties”, which is a guide for determining MOE Expenditures for M2 Eligibility purposes;

X The City/County’s Expenditure Report is in compliance with direction provided in the State Controller’s “Guidelines Relating to Gas Tax Expenditures for Cities and Counties;” and


X The City/County of Tustin has expended in this fiscal year an amount of local discretionary funds for streets and roads purposes at least equal to or exceeding the FY 2022-23 MOE benchmark dollar amount¹¹.

Jennifer King

Director of Finance (Print Name)

11/29/2023

Date



Signature

¹¹ Jurisdictions are encouraged to submit MOE eligible expenditures higher than their MOE benchmark, so that should certain expenses be ruled ineligible during an MOE audit, the local jurisdiction still has sufficient MOE expenditures to demonstrate continued achievement of the MOE benchmark.

RESOLUTION NO. 23-62

A RESOLUTION OF THE CITY COUNCIL OF THE CITY OF TUSTIN, CALIFORNIA, CONCERNING THE MEASURE M2 (M2) EXPENDITURE REPORT FOR THE CITY OF TUSTIN, CALIFORNIA

WHEREAS, local jurisdictions are required to meet eligibility requirements and submit eligibility verification packages to the Orange County Transportation Authority (OCTA) in order to remain eligible to receive M2 funds; and

WHEREAS, local jurisdictions are required to adopt an annual M2 Expenditure Report as part of one of the eligibility requirements; and

WHEREAS, local jurisdictions are required to account for Net Revenues, developer/traffic impact fees, and funds expended by local jurisdiction in the M2 Expenditure Report that satisfy the Maintenance of Effort requirements; and

WHEREAS, the M2 Expenditure Report shall include all Net Revenue fund balances, interest earned and expenditures identified by type and program or project; and

WHEREAS, the M2 Expenditure Report must be adopted and submitted to the OCTA each year within six months of the end of the local jurisdiction's fiscal year to be eligible to receive Net Revenues as part of M2.

NOW, THEREFORE, THE CITY COUNCIL OF THE CITY OF TUSTIN DOES RESOLVE, DECLARE, DETERMINE, AND ORDER AS FOLLOWS:

- a) The M2 Expenditure Report is in conformance with the template provided in the Measure M2 Eligibility Guidelines and accounts for Net Revenues including interest earned, expenditures during the fiscal year, and balances at the end of fiscal year.
- b) The M2 Expenditure Report is hereby adopted by the City of Tustin, California.
- c) The City of Tustin Finance Director is hereby authorized to sign and submit the M2 Expenditure Report to OCTA for the fiscal year ending June 30, 2023.

PASSED AND ADOPTED at a regular meeting of the City Council held on the 5th day of December 2023.


DocuSigned by:
Austin Lumbard

AUSTIN LUMBARD,
Mayor

ATTEST:

DocuSigned by:
Erica Yasuda

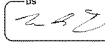
ERICA N. YASUDA,
City Clerk



APPROVED AS TO FORM:

DocuSigned by:
David E. Kendig

DAVID E. KENDIG,
City Attorney



STATE OF CALIFORNIA)
COUNTY OF ORANGE) SS
CITY OF TUSTIN)

I, Erica N. Yasuda, City Clerk and ex-officio Clerk of the City Council of the City of Tustin, California, do hereby certify that the whole number of the members of the City Council of the City of Tustin is five; that the above and foregoing Resolution No. 23-62 was duly passed and adopted at a regular meeting of the Tustin City Council, held on the 5th day of December, 2023, by the following vote:

COUNCILMEMBER AYES:	<u>Lumbard, Clark, Gallagher, Gomez, Schnell (5)</u>
COUNCILMEMBER NOES:	<u>(0)</u>
COUNCILMEMBER ABSTAINED:	<u>(0)</u>
COUNCILMEMBER ABSENT:	<u>(0)</u>
COUNCILMEMBER RECUSED:	<u>(0)</u>

DocuSigned by:

 ERICA N. YASUDA,
 City Clerk





Orange County Transportation Authority

M2 Fact Sheet

City of Villa Park

Fiscal Year Ended June 30, 2023

Council Action 12/19/2023

Signed Resolution Yes

Revised Final Report? No

	<u>Actual</u>	<u>Benchmark</u>
MOE Expenditures	\$694,617	\$373,104

Project	Beginning Balance A	Revenues Claimed B	Expenditures C	Ending Balance D	Verify A+B-C-D
M2 Fairshare	135,608	122,022	71,318	186,312	0
M2 Fairshare Interest	0	303	303	0	0
SMP or Senior Non-Emergency Medical	42,379	16,060	12,038	46,401	0
SMP or Senior Non-Emergency Medical Interest	0	220	220	0	0
Water Quality Program (Project X)	0	0	0	0	0
Water Quality Program (Project X) Interest	0	0	0	0	0
Other	0	0	0	0	0
Other Interest	0	0	0	0	0
Grand Total	177,987	138,605	83,879	232,713	0

Last External Auditor Review: LFS: 2022; SMP: n/a

M2 Expenditure Report

Fiscal Year Ended June 30, 2023

Beginning and Ending Balances

Description	Line No.	Amount	Interest
Balances at Beginning of Fiscal Year			
A-M Freeway Projects	1	\$ -	\$ -
O Regional Capacity Program (RCP)	2	\$ -	\$ -
P Regional Traffic Signal Synchronization Program (RTSSP)	3	\$ -	\$ -
Q Local Fair Share	4	\$ 135,608.00	\$ -
R High Frequency Metrolink Service	5	\$ -	\$ -
S Transit Extensions to Metrolink	6	\$ -	\$ -
T Convert Metrolink Station(s) to Regional Gateways that connect Orange County with High-Speed Rail Systems	7	\$ -	\$ -
U Senior Mobility Program or Senior Non-Emergency Medical Program	8	\$ 42,379.00	\$ -
V Community Based Transit/Circulators	9	\$ -	\$ -
W Safe Transit Stops	10	\$ -	\$ -
X Environmental Cleanup Program (Water Quality)	11	\$ -	\$ -
Other*	12	\$ -	\$ -
Balances at Beginning of Fiscal Year	13	\$ 177,987.00	\$ -
Monies Made Available During Fiscal Year	14	\$ 138,082.00	\$ 523
Total Monies Available (Sum Lines 13 & 14)	15	\$ 316,069.00	\$ 523
Expenditures During Fiscal Year	16	\$ 83,356.00	\$ 523
Balances at End of Fiscal Year			
A-M Freeway Projects	17	\$ -	\$ -
O Regional Capacity Program (RCP)	18	\$ -	\$ -
P Regional Traffic Signal Synchronization Program (RTSSP)	19	\$ -	\$ -
Q Local Fair Share	20	\$ 186,312.00	\$ -
R High Frequency Metrolink Service	21	\$ -	\$ -
S Transit Extensions to Metrolink	22	\$ -	\$ -
T Convert Metrolink Station(s) to Regional Gateways that connect Orange County with High-Speed Rail Systems	23	\$ -	\$ -
U Senior Mobility Program or Senior Non-Emergency Medical Program	24	\$ 46,401.00	\$ -
V Community Based Transit/Circulators	25	\$ -	\$ -
W Safe Transit Stops	26	\$ -	\$ -
X Environmental Cleanup Program (Water Quality)	27	\$ -	\$ -
Other*	28	\$ -	\$ -

* Please provide a specific description

M2 Expenditure Report

Fiscal Year Ended June 30, 2023

Sources and Uses

Description	Line No.	Amount	Interest
Revenues:			
A-M Freeway Projects	1	\$ -	\$ -
O Regional Capacity Program (RCP)	2	\$ -	\$ -
P Regional Traffic Signal Synchronization Program (RTSSP)	3	\$ -	\$ -
Q Local Fair Share	4	\$ 122,022	\$ 303
R High Frequency Metrolink Service	5	\$ -	\$ -
S Transit Extensions to Metrolink	6	\$ -	\$ -
T Convert Metrolink Station(s) to Regional Gateways that connect Orange County with High-Speed Rail Systems	7	\$ -	\$ -
U Senior Mobility Program or Senior Non-Emergency Medical Program	8	\$ 16,060	\$ 220
V Community Based Transit/Circulators	9	\$ -	\$ -
W Safe Transit Stops	10	\$ -	\$ -
X Environmental Cleanup Program (Water Quality)	11	\$ -	\$ -
Other*	12	\$ -	\$ -
TOTAL REVENUES (Sum lines 1 to 12)	13	\$ 138,082	\$ 523
Expenditures:			
A-M Freeway Projects	14	\$ -	\$ -
O Regional Capacity Program (RCP)	15	\$ -	\$ -
P Regional Traffic Signal Synchronization Program (RTSSP)	16	\$ -	\$ -
Q Local Fair Share	17	\$ 71,318	\$ 303
R High Frequency Metrolink Service	18	\$ -	\$ -
S Transit Extensions to Metrolink	19	\$ -	\$ -
T Convert Metrolink Station(s) to Regional Gateways that connect Orange County with High-Speed Rail Systems	20	\$ -	\$ -
U Senior Mobility Program or Senior Non-Emergency Medical Program	21	\$ 12,038	\$ 220
V Community Based Transit/Circulators	22	\$ -	\$ -
W Safe Transit Stops	23	\$ -	\$ -
X Environmental Cleanup Program (Water Quality)	24	\$ -	\$ -
Other*	25	\$ -	\$ -
TOTAL EXPENDITURES (Sum lines 14 to 25)	26	\$ 83,356	\$ 523
TOTAL BALANCE (Subtract line 26 from 13)	27	\$ 54,726	\$ -

* Please provide a specific description

M2 Expenditure Report
Fiscal Year Ended June 30, 2023
Streets and Roads Detailed Use of Funds

Type of Expenditure	Line No.	MOE	Developer / Impact Fees ²	O	O Interest	P	P Interest	Q	Q Interest	X	X Interest	Other M2 ²	Other M2 Interest	Other*	TOTAL
Indirect and/or Overhead	1	\$ -	\$ -	\$ -	\$ -	\$ -	\$ -	\$ -	\$ -	\$ -	\$ -	\$ -	\$ -	\$ -	\$ -
Construction & Right-of-Way															
New Street Construction	2	\$ -	\$ -	\$ -	\$ -	\$ -	\$ -	\$ -	\$ -	\$ -	\$ -	\$ -	\$ -	\$ -	\$ -
Street Reconstruction	3	\$ 299,765.00	\$ -	\$ -	\$ -	\$ -	\$ -	\$ 71,318.00	\$ 303.00	\$ -	\$ -	\$ -	\$ -	\$ -	\$ 371,386
Signals, Safety Devices, & Street Lights	4	\$ -	\$ -	\$ -	\$ -	\$ -	\$ -	\$ -	\$ -	\$ -	\$ -	\$ -	\$ -	\$ -	\$ -
Pedestrian Ways & Bikepaths	5	\$ -	\$ -	\$ -	\$ -	\$ -	\$ -	\$ -	\$ -	\$ -	\$ -	\$ -	\$ -	\$ -	\$ -
Storm Drains	6	\$ -	\$ -	\$ -	\$ -	\$ -	\$ -	\$ -	\$ -	\$ -	\$ -	\$ -	\$ -	\$ -	\$ -
Storm Damage	7	\$ -	\$ -	\$ -	\$ -	\$ -	\$ -	\$ -	\$ -	\$ -	\$ -	\$ -	\$ -	\$ -	\$ -
Total Construction¹	8	\$ 299,765.00	\$ -	\$ -	\$ -	\$ -	\$ -	\$ 71,318.00	\$ 303.00	\$ -	\$ -	\$ -	\$ -	\$ -	\$ 371,386
Right of Way Acquisition	9	\$ -	\$ -	\$ -	\$ -	\$ -	\$ -	\$ -	\$ -	\$ -	\$ -	\$ -	\$ -	\$ -	\$ -
Total Construction & Right-of-Way	10	\$ 299,765.00	\$ -	\$ -	\$ -	\$ -	\$ -	\$ 71,318.00	\$ 303.00	\$ -	\$ -	\$ -	\$ -	\$ -	\$ 371,386
Maintenance															
Patching	11	\$ -	\$ -	\$ -	\$ -	\$ -	\$ -	\$ -	\$ -	\$ -	\$ -	\$ -	\$ -	\$ -	\$ -
Overlay & Sealing	12	\$ 2,373.00	\$ -	\$ -	\$ -	\$ -	\$ -	\$ -	\$ -	\$ -	\$ -	\$ -	\$ -	\$ -	\$ 2,373
Street Lights & Traffic Signals	13	\$ 24,390.00	\$ -	\$ -	\$ -	\$ -	\$ -	\$ -	\$ -	\$ -	\$ -	\$ -	\$ -	\$ -	\$ 24,390
Storm Damage	14	\$ -	\$ -	\$ -	\$ -	\$ -	\$ -	\$ -	\$ -	\$ -	\$ -	\$ -	\$ -	\$ -	\$ -
Other Street Purpose Maintenance	15	\$ 368,089.00	\$ -	\$ -	\$ -	\$ -	\$ -	\$ -	\$ -	\$ -	\$ -	\$ -	\$ -	\$ -	\$ 368,089
Total Maintenance¹	16	\$ 394,852.00	\$ -	\$ -	\$ -	\$ -	\$ -	\$ -	\$ -	\$ -	\$ -	\$ -	\$ -	\$ -	\$ 394,852
Other	17		\$ -	\$ -	\$ -	\$ -	\$ -	\$ -	\$ -	\$ -	\$ -	\$ 12,038.00	\$ 220.00	\$ -	\$ 12,258
GRAND TOTALS (Sum Lines 1, 10, 16, 17)	18	\$ 694,617	\$ -	\$ -	\$ -	\$ -	\$ -	\$ 71,318	\$ 303	\$ -	\$ -	\$ 12,038	\$ 220	\$ -	\$ 778,496
Finance Director Confirmation	19	Any California State Constitution Article XIX streets and road eligible expenditure may be "counted" in local jurisdictions' calculation of MOE if the activity is supported (funded) by a local jurisdictions' discretionary funds (e.g. general fund). The California State Controller also provides useful information on Article XIX and the Streets and Highways Code eligible expenditures in its "Guidelines Relating to Gas Tax Expenditures for Cities and Counties". I have reviewed and am aware of these guidelines and their applicability in calculating and reporting on Maintenance of Effort expenditures. Finance Director initial: <u>JS</u>													

¹ Includes direct charges for staff time
² Other M2 includes A-M, R,S,T,U,V, and W
 + Transportation related only
 * Please provide a specific description

Note:
 Under Other M2 columns, the reported amounts were expenditures for Measure M2 Senior Mobility Program.

Legend

Project	Description
A-M	Freeway Projects
O	Regional Capacity Program (RCP)
P	Regional Traffic Signal Synchronization Program (RTSSP)
Q	Local Fair Share
R	High Frequency Metrolink Service
S	Transit Extensions to Metrolink
T	Convert Metrolink Station(s) to Regional Gateways that connect Orange County with High-Speed Rail Systems
U	Senior Mobility Program or Senior Non-Emergency Medical Program
V	Community Based Transit/Circulators
W	Safe Transit Stops
X	Environmental Cleanup Program (Water Quality)

M2 Expenditure Report
Fiscal Year Ended June 30, 2023
Local Fair Share Project List

Table with 2 columns: PROJECT NAME and AMOUNT EXPENDED. Includes 'Annual Street Improvements Project' with amount \$ 71,621.00 and a total row at the bottom with amount \$ 71,621.00.

M2 Expenditure Report
Fiscal Year Ended June 30, 2023

I hereby certify that:

- All the information attached herein and included in schedules 1 through 4 is true and accurate to the best of my knowledge;
- The interest earned on Net Revenues allocated pursuant to the Ordinance shall be expended only for those purposes for which the Net Revenues were allocated;
- The City of Villa Park is aware of the State Controller's "Guidelines Relating to Gas Tax Expenditures for Cities and Counties", which is a guide for determining MOE Expenditures for M2 Eligibility purposes;
- The City's Expenditure Report is in compliance with direction provided in the State Controller's "Guidelines Relating to Gas Tax Expenditures for Cities and Counties;" and
- The City of Villa Park has expended in this fiscal year an amount of local discretionary funds for streets and roads purposes at least equal to or exceeding the FY 2022-23 MOE benchmark dollar amount¹¹.

Lee Slow

Director of Finance (Print Name)

12/19/2023

Date



Signature

¹¹ Jurisdictions are encouraged to submit MOE eligible expenditures higher than their MOE benchmark, so that should certain expenses be ruled ineligible during an MOE audit, the local jurisdiction still has sufficient MOE expenditures to demonstrate continued achievement of the MOE benchmark.

RESOLUTION NO. 2023-3584

A RESOLUTION OF THE CITY COUNCIL OF THE CITY OF VILLA PARK CONCERNING THE MEASURE M2 (M2) EXPENDITURE REPORT FOR THE CITY OF VILLA PARK.

WHEREAS, local jurisdictions are required to meet eligibility requirements and submit eligibility verification packages to Orange County Transportation Authority (OCTA) in order to remain eligible to receive M2 funds; and

WHEREAS, local jurisdictions are required to adopt an annual M2 Expenditure Report as part of one of the eligibility requirements; and

WHEREAS, local jurisdictions are required to account for Net Revenues, developer/traffic impact fees, and funds expended by local jurisdiction in the M2 Expenditure Report that satisfy the Maintenance of Effort requirements; and

WHEREAS, the M2 Expenditure Report shall include all Net Revenue fund balances, interest earned and expenditures identified by type and program or project; and

WHEREAS, the M2 Expenditure Report must be adopted and submitted to the OCTA each year within six months of the end of the local jurisdiction's fiscal year to be eligible to receive Net Revenues as part of M2.

NOW, THEREFORE, BE IT RESOLVED BY THE CITY COUNCIL OF THE CITY OF VILLA PARK THAT THE CITY OF VILLA PARK, does hereby inform OCTA that:

SECTION 1: The M2 Expenditure Report is in conformance with the template provided in the Measure M2 Eligibility Guidelines and accounts for Net Revenues including interest earned, expenditures during the fiscal year and balances at the end of fiscal year.

SECTION 2: The M2 Expenditure Report is hereby adopted by the City of Villa Park.


SECTION 3: The City of Villa Park Finance Director is hereby authorized to sign and submit the Measure M2 Expenditure Report to OCTA for the fiscal year ending June 30, 2023.

PASSED AND ADOPTED by the City Council of the City of Villa Park at an adjourned regular meeting held on the 19th day of December 2023.



Robbie Pitts, Mayor
City of Villa Park

ATTEST:



Steve Franks, City Clerk
City of Villa Park

STATE OF CALIFORNIA }
COUNTY OF ORANGE } SS
CITY OF VILLA PARK }

I, **Steve Franks**, City Clerk of the City of Villa Park **DO HEREBY CERTIFY** that the foregoing Resolution was adopted at an adjourned regular meeting of the City Council of the City of Villa Park held on the 19th day of December 2023, and was carried by the following roll call vote, to wit:

AYES: COUNCILMEMBERS: *Miles, Jones, Rossini, Wu, Pitts*

NOES: COUNCILMEMBERS: *none*

ABSENT: COUNCILMEMBERS: *none*

ABSTAIN: COUNCILMEMBERS: *none*



Steve Franks, City Clerk
City of Villa Park



Orange County Transportation Authority

M2 Fact Sheet

City of Westminster

Fiscal Year Ended June 30, 2023

Council Action 12/13/2023

Signed Resolution Yes

Revised Final Report? No

	<u>Actual</u>	<u>Benchmark</u>
MOE Expenditures	\$3,956,310	\$1,805,546

Project	Beginning Balance A	Revenues Claimed B	Expenditures C	Ending Balance D	Verify A+B-C-D
M2 Fairshare	2,476,368	1,945,277	1,533,104	2,888,540	0
M2 Fairshare Interest	0	43,919	43,919	0	0
M2 CTFP (Project O)	0	0	0	0	0
M2 CTFP (Project O) Interest	0	0	0	0	0
SMP or Senior Non-Emergency Medical	129,788	152,867	75,049	207,606	0
SMP or Senior Non-Emergency Medical Interest	0	2,735	2,735	0	0
Safe Transit Stops	-93,175	0	0	-93,175	0
Safe Transit Stops Interest	0	0	0	0	0
Water Quality Program (Project X)	0	0	0	0	0
Water Quality Program (Project X) Interest	0	0	0	0	0
Grand Total	2,512,981	2,144,798	1,654,807	3,002,972	0

Last External Auditor Review: LFS: 2019; SMP: 2021

M2 Expenditure Report

Fiscal Year Ended June 30, 2023

Beginning and Ending Balances

Description	Line No.	Amount	Interest
Balances at Beginning of Fiscal Year			
A-M Freeway Projects	1	\$ -	\$ -
O Regional Capacity Program (RCP)	2	\$ -	\$ -
P Regional Traffic Signal Synchronization Program (RTSSP)	3	\$ -	\$ -
Q Local Fair Share	4	\$ 2,476,368.39	\$ -
R High Frequency Metrolink Service	5	\$ -	\$ -
S Transit Extensions to Metrolink	6	\$ -	\$ -
T Convert Metrolink Station(s) to Regional Gateways that connect Orange County with High-Speed Rail Systems	7	\$ -	\$ -
U Senior Mobility Program or Senior Non-Emergency Medical Program	8	\$ 129,788.03	\$ -
V Community Based Transit/Circulators	9	\$ -	\$ -
W Safe Transit Stops	10	\$ (93,175.00)	\$ -
X Environmental Cleanup Program (Water Quality)	11	\$ -	\$ -
Other*	12	\$ -	\$ -
Balances at Beginning of Fiscal Year	13	\$ 2,512,981.42	\$ -
Monies Made Available During Fiscal Year	14	\$ 2,098,143.54	\$ 46,654
Total Monies Available (Sum Lines 13 & 14)	15	\$ 4,611,124.96	\$ 46,654
Expenditures During Fiscal Year	16	\$ 1,608,153.46	\$ 46,654
Balances at End of Fiscal Year			
A-M Freeway Projects	17	\$ -	\$ -
O Regional Capacity Program (RCP)	18	\$ -	\$ -
P Regional Traffic Signal Synchronization Program (RTSSP)	19	\$ -	\$ -
Q Local Fair Share	20	\$ 2,888,540.47	\$ -
R High Frequency Metrolink Service	21	\$ -	\$ -
S Transit Extensions to Metrolink	22	\$ -	\$ -
T Convert Metrolink Station(s) to Regional Gateways that connect Orange County with High-Speed Rail Systems	23	\$ -	\$ -
U Senior Mobility Program or Senior Non-Emergency Medical Program	24	\$ 207,606.03	\$ -
V Community Based Transit/Circulators	25	\$ -	\$ -
W Safe Transit Stops	26	\$ (93,175.00)	\$ -
X Environmental Cleanup Program (Water Quality)	27	\$ -	\$ -
Other*	28	\$ -	\$ -

* Please provide a specific description

M2 Expenditure Report
Fiscal Year Ended June 30, 2023
Sources and Uses

Description	Line No.	Amount	Interest
Revenues:			
A-M Freeway Projects	1	\$ -	\$ -
O Regional Capacity Program (RCP)	2	\$ -	\$ -
P Regional Traffic Signal Synchronization Program (RTSSP)	3	\$ -	\$ -
Q Local Fair Share	4	\$ 1,945,277	\$ 43,919
R High Frequency Metrolink Service	5	\$ -	\$ -
S Transit Extensions to Metrolink	6	\$ -	
T Convert Metrolink Station(s) to Regional Gateways that connect Orange County with High-Speed Rail Systems	7	\$ -	\$ -
U Senior Mobility Program or Senior Non-Emergency Medical Program	8	\$ 152,867	\$ 2,735
V Community Based Transit/Circulators	9	\$ -	\$ -
W Safe Transit Stops	10	\$ -	\$ -
X Environmental Cleanup Program (Water Quality)	11	\$ -	\$ -
Other*	12	\$ -	\$ -
TOTAL REVENUES (Sum lines 1 to 12)	13	\$ 2,098,144	\$ 46,654
Expenditures:			
A-M Freeway Projects	14	\$ -	\$ -
O Regional Capacity Program (RCP)	15	\$ -	\$ -
P Regional Traffic Signal Synchronization Program (RTSSP)	16	\$ -	\$ -
Q Local Fair Share	17	\$ 1,533,104	\$ 43,919
R High Frequency Metrolink Service	18	\$ -	\$ -
S Transit Extensions to Metrolink	19	\$ -	\$ -
T Convert Metrolink Station(s) to Regional Gateways that connect Orange County with High-Speed Rail Systems	20	\$ -	\$ -
U Senior Mobility Program or Senior Non-Emergency Medical Program	21	\$ 75,049	\$ 2,735
V Community Based Transit/Circulators	22	\$ -	\$ -
W Safe Transit Stops	23	\$ -	\$ -
X Environmental Cleanup Program (Water Quality)	24	\$ -	\$ -
Other*	25	\$ -	\$ -
TOTAL EXPENDITURES (Sum lines 14 to 25)	26	\$ 1,608,153	\$ 46,654
TOTAL BALANCE (Subtract line 26 from 13)	27	\$ 489,990	\$ -

* Please provide a specific description

M2 Expenditure Report
Fiscal Year Ended June 30, 2023
Streets and Roads Detailed Use of Funds

Type of Expenditure	Line No.	MOE	Developer / Impact Fees ¹	O	O Interest	P	P Interest	Q	Q Interest	X	X Interest	Other M2 ²	Other M2 Interest	Other*	TOTAL
Indirect and/or Overhead	1	\$ 698,288	\$ -	\$ -	\$ -	\$ -	\$ -	\$ 115,433	\$ -	\$ -	\$ -	\$ 19,544	\$ -	\$ -	\$ 833,265
Construction & Right-of-Way															
New Street Construction	2	\$ -	\$ -	\$ -	\$ -	\$ -	\$ -	\$ -	\$ -	\$ -	\$ -	\$ -	\$ -	\$ -	\$ -
Street Reconstruction	3	\$ 1,042,224	\$ -	\$ -	\$ -	\$ -	\$ -	\$ 924,739	\$ -	\$ -	\$ -	\$ -	\$ -	\$ -	\$ 1,966,963
Signals, Safety Devices, & Street Lights	4	\$ -	\$ -	\$ -	\$ -	\$ -	\$ -	\$ -	\$ -	\$ -	\$ -	\$ -	\$ -	\$ -	\$ -
Pedestrian Ways & Bikepaths	5	\$ -	\$ -	\$ -	\$ -	\$ -	\$ -	\$ -	\$ -	\$ -	\$ -	\$ -	\$ -	\$ -	\$ -
Storm Drains	6	\$ -	\$ -	\$ -	\$ -	\$ -	\$ -	\$ 129,595	\$ -	\$ -	\$ -	\$ -	\$ -	\$ -	\$ 129,595
Storm Damage	7	\$ -	\$ -	\$ -	\$ -	\$ -	\$ -	\$ -	\$ -	\$ -	\$ -	\$ -	\$ -	\$ -	\$ -
Total Construction¹	8	\$ 1,042,224	\$ -	\$ -	\$ -	\$ -	\$ -	\$ 1,054,334	\$ -	\$ -	\$ -	\$ -	\$ -	\$ -	\$ 2,096,558
Right of Way Acquisition	9	\$ -	\$ -	\$ -	\$ -	\$ -	\$ -	\$ -	\$ -	\$ -	\$ -	\$ -	\$ -	\$ -	\$ -
Total Construction & Right-of-Way	10	\$ 1,042,224	\$ -	\$ -	\$ -	\$ -	\$ -	\$ 1,054,334	\$ -	\$ -	\$ -	\$ -	\$ -	\$ -	\$ 2,096,558
Maintenance															
Patching	11	\$ -	\$ -	\$ -	\$ -	\$ -	\$ -	\$ -	\$ -	\$ -	\$ -	\$ -	\$ -	\$ -	\$ -
Overlay & Sealing	12	\$ -	\$ -	\$ -	\$ -	\$ -	\$ -	\$ -	\$ -	\$ -	\$ -	\$ -	\$ -	\$ -	\$ -
Street Lights & Traffic Signals	13	\$ -	\$ -	\$ -	\$ -	\$ -	\$ -	\$ -	\$ -	\$ -	\$ -	\$ -	\$ -	\$ -	\$ -
Storm Damage	14	\$ -	\$ -	\$ -	\$ -	\$ -	\$ -	\$ -	\$ -	\$ -	\$ -	\$ -	\$ -	\$ -	\$ -
Other Street Purpose Maintenance	15	\$ 2,215,798	\$ -	\$ -	\$ -	\$ -	\$ -	\$ 363,338	\$ 43,919	\$ -	\$ -	\$ -	\$ -	\$ -	\$ 2,623,055
Total Maintenance¹	16	\$ 2,215,798	\$ -	\$ -	\$ -	\$ -	\$ -	\$ 363,338	\$ 43,919	\$ -	\$ -	\$ -	\$ -	\$ -	\$ 2,623,055
Other	17		\$ -	\$ -	\$ -	\$ -	\$ -	\$ -	\$ -	\$ -	\$ -	\$ 55,505	\$ 2,735	\$ -	\$ 58,240
GRAND TOTALS (Sum Lines 1, 10, 16, 17)	18	\$ 3,956,310	\$ -	\$ -	\$ -	\$ -	\$ -	\$ 1,533,104	\$ 43,919	\$ -	\$ -	\$ 75,049	\$ 2,735	\$ -	\$ 5,611,118
Finance Director Confirmation	19	<i>Our Best</i>													

¹ Includes direct charges for staff time
² Other M2 includes A-M, R,S,T,U,V, and W
+ Transportation related only
* Please provide a specific description

Legend

Project	Description
A-M	Freeway Projects
O	Regional Capacity Program (RCP)
P	Regional Traffic Signal Synchronization Program (RTSSP)
Q	Local Fair Share
R	High Frequency Metrolink Service
S	Transit Extensions to Metrolink
T	Convert Metrolink Station(s) to Regional Gateways that connect Orange County with High-Speed Rail Systems
U	Senior Mobility Program or Senior Non-Emergency Medical Program
V	Community Based Transit/Circulators
W	Safe Transit Stops
X	Environmental Cleanup Program (Water Quality)

**M2 Expenditure Report
Fiscal Year Ended June 30, 2023**

I hereby certify that:

- All the information attached herein and included in schedules 1 through 4 is true and accurate to the best of my knowledge;
- The interest earned on Net Revenues allocated pursuant to the Ordinance shall be expended only for those purposes for which the Net Revenues were allocated;
- The City/County of Westminster is aware of the State Controller’s “Guidelines Relating to Gas Tax Expenditures for Cities and Counties”, which is a guide for determining MOE Expenditures for M2 Eligibility purposes;
- The City/County’s Expenditure Report is in compliance with direction provided in the State Controller’s “Guidelines Relating to Gas Tax Expenditures for Cities and Counties;” and
- The City/County of Westminster has expended in this fiscal year an amount of local discretionary funds for streets and roads purposes at least equal to or exceeding the FY 2022-23 MOE benchmark dollar
-----¹¹

Erin Backs
Director of Finance (Print Name)

12.19.23
Date

Erin Backs
Signature

¹¹ Jurisdictions are encouraged to submit MOE eligible expenditures higher than their MOE benchmark, so that should certain expenses be ruled ineligible during an MOE audit, the local jurisdiction still has sufficient MOE expenditures to demonstrate continued achievement of the MOE benchmark.

CITY OF WESTMINSTER
RESOLUTION NO. 5228

A RESOLUTION OF THE MAYOR AND CITY COUNCIL
OF THE CITY OF WESTMINSTER, CALIFORNIA,
CONCERNING THE MEASURE M2 (M2) EXPENDITURE
REPORT FOR THE CITY OF WESTMINSTER FOR THE
FISCAL YEAR ENDING JUNE 30, 2023

WHEREAS, local jurisdictions are required to meet eligibility requirements and submit eligibility verification packages to Orange County Transportation Authority (OCTA) in order to remain eligible to receive M2 funds; and

WHEREAS, local jurisdictions are required to adopt an annual M2 Expenditure Report as part of one of the eligibility requirements; and

WHEREAS, local jurisdictions are required to account for Net Revenues, developer/traffic impact fees, and funds expended by local jurisdiction in the M2 Expenditure Report that satisfy the Maintenance of Effort requirements; and

WHEREAS, the M2 Expenditure Report shall include all Net Revenue fund balances, interest earned and expenditures identified by type and program or project; and

WHEREAS, the M2 Expenditure Report must be adopted and submitted to the OCTA each year within six months of the end of the local jurisdiction's fiscal year to be eligible to receive Net Revenues as part of M2.

NOW, THEREFORE, BE IT RESOLVED, that the City Council for the City of Westminster, does hereby inform OCTA that:

- a) The M2 Expenditure Report is in conformance with the template provided in the Measure M2 Eligibility Guidelines and accounts for Net Revenues including interest earned, expenditures during the fiscal year, and balances at the end of fiscal year.
- b) The M2 Expenditure Report is hereby adopted by the City of Westminster.
- c) The City of Westminster Finance Director is hereby authorized to sign and submit the Measure M2 Expenditure Report to OCTA for the fiscal year ending June 30, 2023.

SECTION 1. The Mayor shall sign as to the passage, approval, and adoption of this Resolution.

SECTION 2. That the City Clerk shall certify the passage and adoption of this resolution and shall affix their signature and City Seal and that same shall be entered into the Book of Resolutions.

PASSED, APPROVED, and ADOPTED this 13th day of December 2023.

CITY OF WESTMINSTER



CHI CHARLIE NGUYEN
MAYOR

ATTEST:



ASHTON R. AROCHO, MMC
CITY CLERK

APPROVED AS TO FORM:



CHRISTIAN L. BETTENHAUSEN
CITY ATTORNEY


CITY OF WESTMINSTER
CITY CLERK'S OFFICE

CERTIFICATION
OF
RESOLUTION

STATE OF CALIFORNIA)
COUNTY OF ORANGE) ss.
CITY OF WESTMINSTER)

I, ASHTON R. AROCHO, MMC, City Clerk of the City of Westminster, do hereby certify that the foregoing Resolution No. 5228 was duly passed and adopted by the City Council of the City of Westminster at a regular meeting held on the 13th day of December 2023, with the following vote:

AYES: COUNCIL MEMBERS: C. NGUYEN, N. NGUYEN, PHAN WEST, MANZO, HO
NOES: COUNCIL MEMBERS: NONE
ABSENT: COUNCIL MEMBERS: NONE
ABSTAIN: COUNCIL MEMBERS: NONE



Ashton R. Arocho, MMC
City Clerk



Orange County Transportation Authority

M2 Fact Sheet

City of Yorba Linda

Fiscal Year Ended June 30, 2023

Council Action 12/5/2023

Signed Resolution Yes

Revised Final Report? No

	<u>Actual</u>	<u>Benchmark</u>
MOE Expenditures	\$2,926,858	\$2,608,191

Project	Beginning Balance A	Revenues Claimed B	Expenditures C	Ending Balance D	Verify A+B-C-D
M2 Fairshare	3,366,458	1,412,867	1,351,395	3,427,930	0
M2 Fairshare Interest	19,926	29,457	0	49,383	0
M2 CTFP (Project O)	0	0	0	0	0
M2 CTFP (Project O) Interest	0	0	0	0	0
SMP or Senior Non-Emergency Medical	137,099	103,737	123,061	117,775	0
SMP or Senior Non-Emergency Medical Interest	4,611	2,889	0	7,500	0
Water Quality Program (Project X)	0	148,010	148,010	0	0
Water Quality Program (Project X) Interest	0	0	0	0	0
Other	0	0	0	0	0
Other Interest	0	0	0	0	0
Grand Total	3,528,094	1,696,961	1,622,467	3,602,588	0

Last External Auditor Review: LFS: 2021; SMP: 2023

M2 Expenditure Report

Fiscal Year Ended June 30, 2023

Beginning and Ending Balances

Description	Line No.	Amount	Interest
Balances at Beginning of Fiscal Year			
A-M Freeway Projects	1	\$ -	\$ -
O Regional Capacity Program (RCP)	2	\$ -	\$ -
P Regional Traffic Signal Synchronization Program (RTSSP)	3	\$ -	\$ -
Q Local Fair Share	4	\$ 3,366,458.16	\$ 19,925.60
R High Frequency Metrolink Service	5	\$ -	\$ -
S Transit Extensions to Metrolink	6	\$ -	\$ -
T Convert Metrolink Station(s) to Regional Gateways that connect Orange County with High-Speed Rail Systems	7	\$ -	\$ -
U Senior Mobility Program or Senior Non-Emergency Medical Program	8	\$ 137,099.25	\$ 4,611.36
V Community Based Transit/Circulators	9	\$ -	\$ -
W Safe Transit Stops	10	\$ -	\$ -
X Environmental Cleanup Program (Water Quality)	11	\$ -	\$ -
Other*	12	\$ -	\$ -
Balances at Beginning of Fiscal Year	13	\$ 3,503,557.41	\$ 24,536.96
Monies Made Available During Fiscal Year	14	\$ 1,664,614.33	\$ 32,346.59
Total Monies Available (Sum Lines 13 & 14)	15	\$ 5,168,171.74	\$ 56,883.55
Expenditures During Fiscal Year	16	\$ 1,622,466.91	\$ -
Balances at End of Fiscal Year			
A-M Freeway Projects	17	\$ -	\$ -
O Regional Capacity Program (RCP)	18	\$ -	\$ -
P Regional Traffic Signal Synchronization Program (RTSSP)	19	\$ -	\$ -
Q Local Fair Share	20	\$ 3,427,930.30	\$ 49,383.08
R High Frequency Metrolink Service	21	\$ -	\$ -
S Transit Extensions to Metrolink	22	\$ -	\$ -
T Convert Metrolink Station(s) to Regional Gateways that connect Orange County with High-Speed Rail Systems	23	\$ -	\$ -
U Senior Mobility Program or Senior Non-Emergency Medical Program	24	\$ 117,774.53	\$ 7,500.47
V Community Based Transit/Circulators	25	\$ -	\$ -
W Safe Transit Stops	26	\$ -	\$ -
X Environmental Cleanup Program (Water Quality)	27	\$ -	\$ -
Other*	28	\$ -	\$ -

* Please provide a specific description

M2 Expenditure Report

Fiscal Year Ended June 30, 2023

Sources and Uses

Description	Line No.	Amount	Interest
Revenues:			
A-M Freeway Projects	1	\$ -	\$ -
O Regional Capacity Program (RCP)	2	\$ -	\$ -
P Regional Traffic Signal Synchronization Program (RTSSP)	3	\$ -	\$ -
Q Local Fair Share	4	\$ 1,412,867.18	\$ 29,457.48
R High Frequency Metrolink Service	5	\$ -	\$ -
S Transit Extensions to Metrolink	6	\$ -	\$ -
T Convert Metrolink Station(s) to Regional Gateways that connect Orange County with High-Speed Rail Systems	7	\$ -	\$ -
U Senior Mobility Program or Senior Non-Emergency Medical Program	8	\$ 103,736.75	\$ 2,889.11
V Community Based Transit/Circulators	9	\$ -	\$ -
W Safe Transit Stops	10	\$ -	\$ -
X Environmental Cleanup Program (Water Quality)	11	\$ 148,010.40	\$ -
Other*	12	\$ -	\$ -
TOTAL REVENUES (Sum lines 1 to 12)	13	\$ 1,664,614.33	\$ 32,346.59
Expenditures:			
A-M Freeway Projects	14	\$ -	\$ -
O Regional Capacity Program (RCP)	15	\$ -	\$ -
P Regional Traffic Signal Synchronization Program (RTSSP)	16	\$ -	\$ -
Q Local Fair Share	17	\$ 1,351,395.04	\$ -
R High Frequency Metrolink Service	18	\$ -	\$ -
S Transit Extensions to Metrolink	19	\$ -	\$ -
T Convert Metrolink Station(s) to Regional Gateways that connect Orange County with High-Speed Rail Systems	20	\$ -	\$ -
U Senior Mobility Program or Senior Non-Emergency Medical Program	21	\$ 123,061.47	\$ -
V Community Based Transit/Circulators	22	\$ -	\$ -
W Safe Transit Stops	23	\$ -	\$ -
X Environmental Cleanup Program (Water Quality)	24	\$ 148,010.40	\$ -
Other*	25	\$ -	\$ -
TOTAL EXPENDITURES (Sum lines 14 to 25)	26	\$ 1,622,466.91	\$ -
TOTAL BALANCE (Subtract line 26 from 13)	27	\$ 42,147.42	\$ 32,346.59

* Please provide a specific description

M2 Expenditure Report
Fiscal Year Ended June 30, 2023
Streets and Roads Detailed Use of Funds

Type of Expenditure	Line No.	MOE	Developer / Impact Fees ⁺	O	O Interest	P	P Interest	Q	Q Interest	X	X Interest	Other M2 ²	Other M2 Interest	Other*	TOTAL
Indirect and/or Overhead	1	\$ 858,424.60	\$ -	\$ -	\$ -	\$ -	\$ -	\$ -	\$ -	\$ -	\$ -	\$ -	\$ -	\$ -	\$ 858,425
Construction & Right-of-Way															
New Street Construction	2	\$ -	\$ -	\$ -	\$ -	\$ -	\$ -	\$ -	\$ -	\$ -	\$ -	\$ -	\$ -	\$ -	\$ -
Street Reconstruction	3	\$ -	\$ -	\$ -	\$ -	\$ -	\$ -	\$ -	\$ -	\$ -	\$ -	\$ -	\$ -	\$ -	\$ -
Signals, Safety Devices, & Street Lights	4	\$ -	\$ -	\$ -	\$ -	\$ -	\$ -	\$ -	\$ -	\$ -	\$ -	\$ -	\$ -	\$ -	\$ -
Pedestrian Ways & Bikepaths	5	\$ -	\$ -	\$ -	\$ -	\$ -	\$ -	\$ -	\$ -	\$ -	\$ -	\$ -	\$ -	\$ -	\$ -
Storm Drains	6	\$ -	\$ -	\$ -	\$ -	\$ -	\$ -	\$ -	\$ -	\$ 148,010.40	\$ -	\$ -	\$ -	\$ -	\$ 148,010
Storm Damage	7	\$ -	\$ -	\$ -	\$ -	\$ -	\$ -	\$ -	\$ -	\$ -	\$ -	\$ -	\$ -	\$ -	\$ -
Total Construction¹	8	\$ -	\$ -	\$ -	\$ -	\$ -	\$ -	\$ -	\$ -	\$ 148,010.40	\$ -	\$ -	\$ -	\$ -	\$ 148,010
Right of Way Acquisition	9	\$ -	\$ -	\$ -	\$ -	\$ -	\$ -	\$ -	\$ -	\$ -	\$ -	\$ -	\$ -	\$ -	\$ -
Total Construction & Right-of-Way	10	\$ -	\$ -	\$ -	\$ -	\$ -	\$ -	\$ -	\$ -	\$ 148,010.40	\$ -	\$ -	\$ -	\$ -	\$ 148,010
Maintenance															
Patching	11	\$ -	\$ -	\$ -	\$ -	\$ -	\$ -	\$ -	\$ -	\$ -	\$ -	\$ -	\$ -	\$ -	\$ -
Overlay & Sealing	12	\$ -	\$ -	\$ -	\$ -	\$ -	\$ -	\$ 800,000.00	\$ -	\$ -	\$ -	\$ -	\$ -	\$ -	\$ 800,000.00
Street Lights & Traffic Signals	13	\$ 486,633.43	\$ -	\$ -	\$ -	\$ -	\$ -	\$ 369,677.88	\$ -	\$ -	\$ -	\$ -	\$ -	\$ -	\$ 856,311.31
Storm Damage	14	\$ -	\$ -	\$ -	\$ -	\$ -	\$ -	\$ -	\$ -	\$ -	\$ -	\$ -	\$ -	\$ -	\$ -
Other Street Purpose Maintenance	15	\$ 1,581,799.93	\$ -	\$ -	\$ -	\$ -	\$ -	\$ 181,717.16	\$ -	\$ -	\$ -	\$ -	\$ -	\$ -	\$ 1,763,517.09
Total Maintenance¹	16	\$ 2,068,433.36	\$ -	\$ -	\$ -	\$ -	\$ -	\$ 1,351,395.04	\$ -	\$ -	\$ -	\$ -	\$ -	\$ -	\$ 3,419,828.40
Other	17		\$ -	\$ -	\$ -	\$ -	\$ -	\$ -	\$ -	\$ -	\$ -	\$ 123,061.47	\$ -	\$ -	\$ 123,061.47
GRAND TOTALS (Sum Lines 1, 10, 16, 17)	18	\$ 2,926,857.96	\$ -	\$ -	\$ -	\$ -	\$ -	\$ 1,351,395.04	\$ -	\$ 148,010.40	\$ -	\$ 123,061.47	\$ -	\$ -	\$ 4,549,324.87
Finance Director Confirmation	19	Any California State Constitution Article XIX streets and road eligible expenditure may be "counted" in local jurisdictions' calculation of MOE if the activity is supported (funded) by a local jurisdictions' discretionary funds (e.g. general fund). The California State Controller also provides useful information on Article XIX and the Streets and Highways Code eligible expenditures in its "Guidelines Relating to Gas Tax Expenditures for Cities and Counties". I have reviewed and am aware of these guidelines and their applicability in calculating and reporting on Maintenance of Effort expenditures. Finance Director initial: <u>DLH</u>													

¹ Includes direct charges for staff time
² Other M2 includes A-M, R,S,T,U,V, and W
⁺ Transportation related only
^{*} Please provide a specific description

Legend

Project	Description
A-M	Freeway Projects
O	Regional Capacity Program (RCP)
P	Regional Traffic Signal Synchronization Program (RTSSP)
Q	Local Fair Share
R	High Frequency Metrolink Service
S	Transit Extensions to Metrolink
T	Convert Metrolink Station(s) to Regional Gateways that connect Orange County with High-Speed Rail Systems
U	Senior Mobility Program or Senior Non-Emergency Medical Program
V	Community Based Transit/Circulators
W	Safe Transit Stops
X	Environmental Cleanup Program (Water Quality)

M2 Expenditure Report
Fiscal Year Ended June 30, 2023

I hereby certify that:

- All the information attached herein and included in schedules 1 through 4 is true and accurate to the best of my knowledge;
- The interest earned on Net Revenues allocated pursuant to the Ordinance shall be expended only for those purposes for which the Net Revenues were allocated;
- The City of Yorba Linda is aware of the State Controller's "Guidelines Relating to Gas Tax Expenditures for Cities and Counties", which is a guide for determining MOE Expenditures for M2 Eligibility purposes;
- The City's Expenditure Report is in compliance with direction provided in the State Controller's "Guidelines Relating to Gas Tax Expenditures for Cities and Counties;" and
- The City of Yorba Linda has expended in this fiscal year an amount of local discretionary funds for streets and roads purposes at least equal to or exceeding the FY 2022-23 MOE benchmark dollar amount¹¹.

Dianna Honeywell

Director of Finance (Print Name)

12/11/23

Date

Dianna Honeywell

Signature

¹¹ Jurisdictions are encouraged to submit MOE eligible expenditures higher than their MOE benchmark, so that should certain expenses be ruled ineligible during an MOE audit, the local jurisdiction still has sufficient MOE expenditures to demonstrate continued achievement of the MOE benchmark.

RESOLUTION NO. 2023-5871

A RESOLUTION OF THE CITY COUNCIL OF THE CITY OF YORBA LINDA, CALIFORNIA CONCERNING THE MEASURE M2 (M2) EXPENDITURE REPORT FOR THE CITY OF YORBA LINDA.

WHEREAS, local jurisdictions are required to meet eligibility requirements and submit eligibility verification packages to Orange County Transportation Authority (OCTA) in order to remain eligible to receive M2 funds; and

WHEREAS, local jurisdictions are required to adopt an annual M2 Expenditure Report as part of one of the eligibility requirements; and

WHEREAS, local jurisdictions are required to account for Net Revenues, developer/traffic impact fees, and funds expended by local jurisdiction in the Expenditure Report that satisfy the Maintenance of Effort requirements; and


WHEREAS, the M2 Expenditure Report shall include all Net Revenue fund balances, interest earned and expenditures identified by type and program or project; and

WHEREAS, the M2 Expenditure Report must be adopted and submitted to the OCTA each year within six months of the end of the local jurisdiction's fiscal year to be eligible to receive Net Revenues as part of M2.


NOW, THEREFORE, BE IT RESOLVED that the City Council of the City of Yorba Linda does hereby inform OCTA that:

- a) The M2 Expenditure Report is in conformance with the template provided in the Measure M2 Eligibility Guidelines and accounts for Net Revenues including interest earned, expenditures during the fiscal year and balances at the end of fiscal year.
- b) The M2 Expenditure Report is hereby adopted by the City of Yorba Linda.
- c) The City of Yorba Linda Finance Director is hereby authorized to sign and submit the M2 Expenditure Report to OCTA for the fiscal year ending June 30, 2023.


PASSED, APPROVED AND ADOPTED by the City Council of the City of Yorba Linda, California on the 19th day of December 2023.


TARA CAMPBELL, MAYOR
CITY OF YORBA LINDA

ATTEST:


MARCIA BROWN, CITY CLERK
CITY OF YORBA LINDA

APPROVED AS TO FORM:
RUTAN & TUCKER, LLP



CITY ATTORNEY

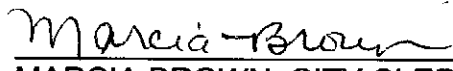
STATE OF CALIFORNIA)

ss.

COUNTY OF ORANGE)

I, **MARCIA BROWN**, City Clerk of the City of Yorba Linda, California, **DO HEREBY CERTIFY** that the foregoing Resolution was adopted at a regular meeting of the City of Yorba Linda held on the 19th day of December, 2023 and was carried by the following roll call vote:

AYES: COUNCIL MEMBERS: Campbell, Haney, Hernandez, Lim, Rodriguez
NOES: COUNCIL MEMBERS: None
ABSENT: COUNCIL MEMBERS: None



MARCIA BROWN, CITY CLERK
CITY OF YORBA LINDA

AER Review Checklist

Instructions: Please review the AER Subcommittee meeting materials and mark the checkboxes below to confirm if each agency has: 1) submitted an Expenditure Report for this fiscal year; 2) submitted a signed resolution adopting the Expenditure Report for this fiscal year, and 3) reported Maintenance of Effort (MOE) actual expenditures that meet/exceed their MOE benchmark. Please also confirm that you have 4) received and reviewed the materials for each agency and sign your name at the bottom of this page.

Agency	1) Expenditure Report	2) Approved Resolution	3) MOE Benchmark	4) Received and Reviewed
Aliso Viejo	<input type="checkbox"/>	<input type="checkbox"/>	<input type="checkbox"/>	<input type="checkbox"/>
Anaheim	<input type="checkbox"/>	<input type="checkbox"/>	<input type="checkbox"/>	<input type="checkbox"/>
Brea	<input type="checkbox"/>	<input type="checkbox"/>	<input type="checkbox"/>	<input type="checkbox"/>
Buena Park	N/A	N/A	N/A	N/A
Costa Mesa	<input type="checkbox"/>	<input type="checkbox"/>	<input type="checkbox"/>	<input type="checkbox"/>
County of Orange	<input type="checkbox"/>	<input type="checkbox"/>	N/A	<input type="checkbox"/>
Cypress	<input type="checkbox"/>	<input type="checkbox"/>	<input type="checkbox"/>	<input type="checkbox"/>
Dana Point	<input type="checkbox"/>	<input type="checkbox"/>	<input type="checkbox"/>	<input type="checkbox"/>
Fountain Valley	<input type="checkbox"/>	<input type="checkbox"/>	<input type="checkbox"/>	<input type="checkbox"/>
Fullerton	<input type="checkbox"/>	<input type="checkbox"/>	<input type="checkbox"/>	<input type="checkbox"/>
Garden Grove	<input type="checkbox"/>	<input type="checkbox"/>	<input type="checkbox"/>	<input type="checkbox"/>
Huntington Beach	<input type="checkbox"/>	<input type="checkbox"/>	<input type="checkbox"/>	<input type="checkbox"/>
Irvine	<input type="checkbox"/>	<input type="checkbox"/>	<input type="checkbox"/>	<input type="checkbox"/>
La Habra	<input type="checkbox"/>	<input type="checkbox"/>	<input type="checkbox"/>	<input type="checkbox"/>
La Palma	<input type="checkbox"/>	<input type="checkbox"/>	<input type="checkbox"/>	<input type="checkbox"/>
Laguna Beach	<input type="checkbox"/>	<input type="checkbox"/>	<input type="checkbox"/>	<input type="checkbox"/>
Laguna Hills	<input type="checkbox"/>	<input type="checkbox"/>	<input type="checkbox"/>	<input type="checkbox"/>
Laguna Niguel	<input type="checkbox"/>	<input type="checkbox"/>	<input type="checkbox"/>	<input type="checkbox"/>
Laguna Woods	<input type="checkbox"/>	<input type="checkbox"/>	<input type="checkbox"/>	<input type="checkbox"/>
Lake Forest	<input type="checkbox"/>	<input type="checkbox"/>	<input type="checkbox"/>	<input type="checkbox"/>
Los Alamitos	<input type="checkbox"/>	<input type="checkbox"/>	<input type="checkbox"/>	<input type="checkbox"/>
Mission Viejo	<input type="checkbox"/>	<input type="checkbox"/>	<input type="checkbox"/>	<input type="checkbox"/>
Newport Beach	<input type="checkbox"/>	<input type="checkbox"/>	<input type="checkbox"/>	<input type="checkbox"/>
Orange	N/A	N/A	N/A	N/A
Placentia	<input type="checkbox"/>	<input type="checkbox"/>	<input type="checkbox"/>	<input type="checkbox"/>
Rancho Santa Margarita	<input type="checkbox"/>	<input type="checkbox"/>	<input type="checkbox"/>	<input type="checkbox"/>
San Clemente	<input type="checkbox"/>	<input type="checkbox"/>	<input type="checkbox"/>	<input type="checkbox"/>
San Juan Capistrano	<input type="checkbox"/>	<input type="checkbox"/>	<input type="checkbox"/>	<input type="checkbox"/>
Santa Ana	<input type="checkbox"/>	<input type="checkbox"/>	<input type="checkbox"/>	<input type="checkbox"/>
Seal Beach	<input type="checkbox"/>	<input type="checkbox"/>	<input type="checkbox"/>	<input type="checkbox"/>
Stanton	<input type="checkbox"/>	<input type="checkbox"/>	<input type="checkbox"/>	<input type="checkbox"/>
Tustin	<input type="checkbox"/>	<input type="checkbox"/>	<input type="checkbox"/>	<input type="checkbox"/>
Villa Park	<input type="checkbox"/>	<input type="checkbox"/>	<input type="checkbox"/>	<input type="checkbox"/>
Westminster	<input type="checkbox"/>	<input type="checkbox"/>	<input type="checkbox"/>	<input type="checkbox"/>
Yorba Linda	<input type="checkbox"/>	<input type="checkbox"/>	<input type="checkbox"/>	<input type="checkbox"/>

To the best of my knowledge, the information above is correct.

_____ Name

_____ Signature

_____ Date

Maintenance of Effort (MOE) Benchmark vs Actuals

Local Agency	MOE Benchmark	Actual MOE Expenditures
Aliso Viejo	\$ 538,604	\$ 548,429
Anaheim	\$ 11,725,957	\$ 15,057,781
Brea	\$ 838,243	\$ 1,301,882
Buena Park	\$ 4,184,754	\$ 5,142,741
Costa Mesa	\$ 8,607,340	\$ 10,771,224
County of Orange	N/A	N/A
Cypress	\$ 3,607,878	\$ 5,108,162
Dana Point	\$ 1,510,094	\$ 2,620,781
Fountain Valley	\$ 1,564,638	\$ 2,532,550
Fullerton	\$ 4,413,567	\$ 11,166,615
Garden Grove	\$ 3,938,473	\$ 9,571,479
Huntington Beach	\$ 5,921,206	\$ 12,280,384
Irvine	\$ 8,001,915	\$ 31,746,711
La Habra	\$ 1,737,300	\$ 2,240,220
La Palma	\$ 201,688	\$ 468,418
Laguna Beach	\$ 1,806,353	\$ 8,956,032
Laguna Hills	\$ 331,579	\$ 843,649
Laguna Niguel	\$ 908,566	\$ 1,363,028
Laguna Woods	\$ 104,578	\$ 134,770
Lake Forest	\$ 226,678	\$ 978,463
Los Alamitos	\$ 182,250	\$ 597,193
Mission Viejo	\$ 2,864,895	\$ 4,694,028
Newport Beach	\$ 12,547,102	\$ 15,902,156
Orange	\$ 3,392,885	\$ 3,852,679
Placentia	\$ 770,006	\$ 3,370,674
Rancho Santa Margarita	\$ 428,337	\$ 688,337
San Clemente	\$ 1,316,842	\$ 4,772,520
San Juan Capistrano	\$ 492,518	\$ 3,046,614
Santa Ana	\$ 9,040,904	\$ 14,667,250
Seal Beach	\$ 642,598	\$ 1,798,415
Stanton	\$ 285,869	\$ 308,256
Tustin	\$ 1,697,045	\$ 2,437,959
Villa Park	\$ 373,104	\$ 694,617
Westminster	\$ 1,805,546	\$ 3,956,310
Yorba Linda	\$ 2,608,191	\$ 2,926,858