



**GETTING YOU
THERE SAFELY**

WELCOME

We're glad you want to learn how to ride OC Bus. This guide is designed to help you discover the key information you'll need to make your trip safe and easy.



EASY

There's no reason to stress over taking OC Bus. We've made it easy. It's even easier with our mobile ticketing app. To ride, simply plan your trip, purchase your pass and go! This guide gives you the details.

CONVENIENT

With a wide range of bus services, pass types, payment options, places to buy passes and destinations, OC Bus is a convenient way to ride no matter where you're headed.

CONNECTED

Stay connected with OC Bus and your transit options through a great suite of tools that you can use on your smartphone or desktop computer.

TOGETHER WE CAN RIDE SAFELY.

OCTA is working every day to keep riders and employees safe from COVID-19. But we can't do it alone. By sharing the responsibility for health and safety, and following these four commitments, together we can keep each other safe while riding OC Bus.

Displaying the APTA Health & Safety seal represents OCTA's pledge for fulfilling the highest industry commitments for keeping transit safe during COVID-19. When waiting for and riding OC Bus, please wear a face mask. Face masks and hand sanitizers are available on each bus.



US

Observing all local, state and federal safety guidelines

US

Cleaning and disinfecting buses more frequently

US

Sharing information about when to ride

US

Keeping our employees healthy

YOU

Following all health and safety rules

YOU

Wearing a face mask, using disinfectant and washing hands

YOU

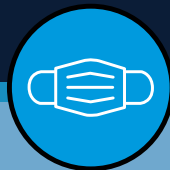
Riding at less busy times

YOU

Staying home if you're sick



FOLLOWING GUIDANCE



PROTECTING EACH OTHER



COMMUNICATING SAFETY MEASURES



PUTTING HEALTH FIRST

FARES & PASSES

No matter what trip you plan to take, there are bus fares and passes that will make travel convenient and affordable. Choose from paper passes or enjoy the ease of the OC Bus Mobile App.

	Cash Fare	One Day Pass
Regular	\$2.00 Cost per boarding; no transfers issued.	\$5.00 Sold by coach operator on board; valid until 2:59 am the day following purchase.
Senior/ Disabled	\$0.75 Cost per boarding; no transfers issued.	\$1.50 Sold by coach operator on board; valid until 2:59 am the day following purchase.
OC ACCESS	\$0.25 Cost per boarding; price paid by customer and PCA	

PURCHASING

Prepaid passes are available at over one hundred local retailers plus local Ralphs, Vons, Pavilions and Northgate Markets. Visit ocbus.com/buyapass to purchase prepaid bus passes online, or to find a retailer where you can buy a pass. Passes may also be purchased via phone at 714-560-5932, weekdays between 8:00 am to 2:00 pm.

SENIOR & DISABLED FARES

1. Must show proof of age, disability or Medicare card to coach operator.
2. Senior citizens (age 60 & older) must show a valid driver's license, California DMV ID card, Medicare card or OCTA Senior Reduced Fare ID card as proof of age when purchasing and using reduced fares.
3. To obtain an OCTA Senior or Persons with Disabilities Reduced Fare ID card, visit octa.net for application and information.
4. Fares and policies are subject to change. Some restrictions apply. Passes are non-refundable, non-transferable and subject to OCTA's Schedule of Tariffs.

PREPAID BUS PASSES

30-Day passes are valid for 30 consecutive days, beginning on the first day of use, providing unlimited use on all local OC Bus routes. Passes are available for regular, youth, senior and disabled riders.

Regular Riders

Senior Riders



\$4.50



\$69.00



\$1.35



\$22.25

Riders with Disabilities

Youth Riders



\$1.35



\$22.25



\$40.00

READING MAPS & SCHEDULES

There is a lot of important rider information packed into our maps and schedules. When planning your trip, take a moment to review your OC Bus route and schedule.

42

Lincoln

Seal Beach

42/A

Seal Beach to Orange

via Seal Beach Blvd / Los Alamitos Blvd / Lincoln Ave

1

Saturday, Sunday & Holiday
WESTBOUND To: Seal Beach

2

	The Village at Orange	Lincoln & State College	Lincoln & Harbor	Lincoln & Euclid	Lincoln & Magnolia	Braille Institute	3 Lincoln & Valley View	Carson & Norwalk	Norwalk & Civic Center	Los Alamitos & Katella	Leisure World	Electric & Main
	5:36	5:54	6:02	6:08	6:16	6:30	6:40	6:46	6:53	7:03
	6:26	6:44	6:52	6:58	7:06	7:20	7:30	7:36	7:43	7:53
A	7:11	7:29	7:37	7:43	7:51	7:55	8:10	8:20	8:26	8:33	8:43
A	7:46	8:05	8:16	8:23	8:32	8:36	8:51	9:02	9:10	9:19	9:31
	8:26	8:45	8:56	9:03	9:12	9:27	9:41				
A	8:54	9:13	9:24	9:31	9:40	9:44	10:01	10:12	10:20	10:29	10:41
	9:16	9:35	9:46	9:53	10:02	10:17	10:31				
A	9:40	10:00	10:10	10:18	10:28	10:32	10:49	4	11:01	11:08	11:18	11:30
	10:05	10:25	10:35	10:43	10:53	11:08	11:22				
A	10:30	10:50	11:00	11:08	11:18	11:22	11:39	11:51	11:58	12:08	12:20
	10:57	11:17	11:26	11:33	11:42	11:57	12:11				
A	11:22	11:42	11:51	11:58	12:07	12:11	12:28	12:40	12:48	12:58	1:10
	11:47	12:07	12:16	12:23	12:32	12:47	1:01	5			
A	12:12	12:32	12:41	12:48	12:57	1:01	1:18	1:30	1:38	1:48	2:00
	12:38	12:58	1:07	1:13	1:22	1:37	1:54				
A	1:03	1:23	1:32	1:38	1:47	1:51	2:09	2:20	2:28	2:37	2:50

TOP 5 TIPS TO READING SCHEDULES

OC Bus schedules are designed to give you key information about bus routes and timing at major stops along the way. Use these tips to determine the best route and time for your trip.

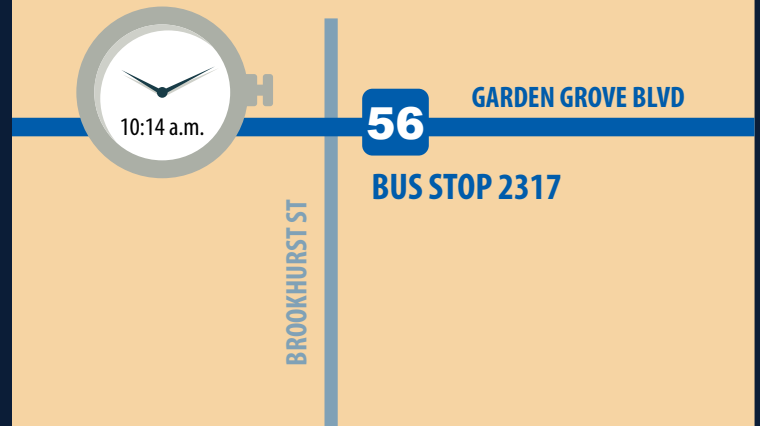
- 1** Find your OC Bus route number and direction. Major streets and destinations are noted in this area.
- 2** Check the days of the week the route operates and confirm direction of travel and the city or landmark where the route ends.
- 3** Scheduled departures are from the major bus stops listed along the top of the schedule.
- 4** When you see a row of dots (...) that means no service is provided.
- 5** A grey bar indicates that particular OC Bus trip does not offer service along the entire route.



HOW TO RIDE

Taking OC Bus is easy. Just remember: Plan, pay, ride! Knowing the routes you need, and having your fare ready, are the best ways to get where you're going. Here are some quick tips to walk you through the process.

- 1 Check your bus schedule to find your stop.




- 2 Be at your stop 10 minutes early. Have pass ready or exact change.



- 3 Look for your bus number on the front of the bus.




- 4 Swipe your pass or pay your fare each time you board.



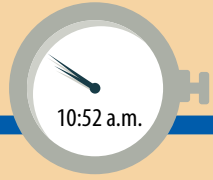
- 5 Get on board and have a seat.



6 As you approach your destination, pull the signal cord to let the driver know you want to get off.



7 If you are transferring, walk to your next stop.



56

BUS STOP 5526

53

8 Enjoy your ride to your final destination.



9 The return trip is the reverse, except the bus stops may be on the other side of the street.

56

BUS STOP 6506

53

Don't forget to tell all your friends what a great time you had and invite them to ride next time.

OC BUS RIDER TOOLS

There are many great smartphone apps and rider tools that will help you plan your trip and stay informed with real-time alerts direct to your phone. For details on how to use or download these apps, please visit OCbus.com/ridertools.



Transit App

Get upcoming departure times for nearby lines.



Text4Next

Receive a text with the next three OC Bus times at your bus stop.



Text4Alerts

Receive rider alerts via text for the OC Bus routes of your choice.



Go511

Plan transit and driving trips. Receive traffic and transit updates and advisories.

2·1·1
Ride

211RIDE Find-a-Ride

Research and compare transportation services to find the one that best fit your needs at 211ride.org.

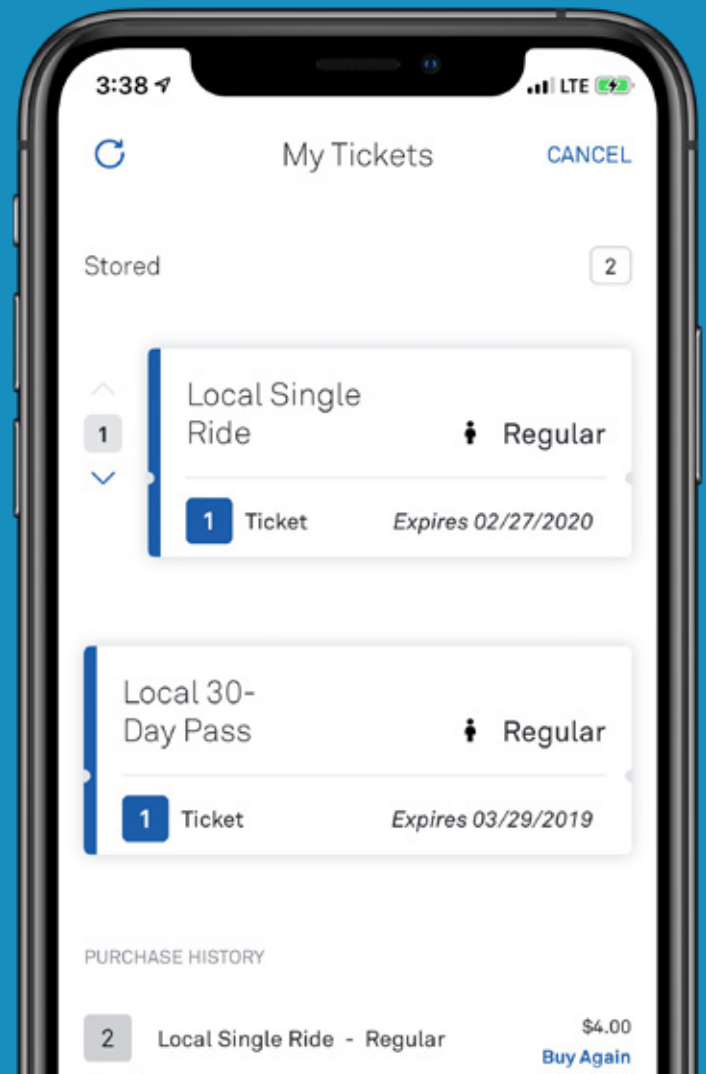


OC BUS MOBILE APP

The OC Bus Mobile App offers everything you need to Ride OC Bus using your smartphone. You can plan trips, purchase passes and store all your passes in a convenient tickets folder. When boarding simply scan your activated pass with our validator and you are done!

With the OC Bus Mobile App, you can:

1. Purchase using Google Pay or Apple Pay
2. Use pre-paid credit cards
3. Make repeat purchases easily
4. Select from all OC Bus pass types
5. Use phones with Touch ID or Face ID security
6. Transfer tickets and passes to new phone when you upgrade
7. Board quickly using large QR code tickets



DOWNLOAD TODAY

You can download the latest OC Bus Mobile App and be up and riding in several minutes. To learn more about our app, visit OCbus.com/mobile




Going mobile is not difficult. All you need is a smartphone and the desire to make life easier.

Download from the Apple App Store or Google Play. Follow the on-screen prompts to set up your account. Register a debit card, credit card or PayPal account. To purchase senior or disabled reduced fare passes, visit octa.net to learn how.




TRANSIT CHOICES

The Orange County Transportation Authority (OCTA) operates several public transit services throughout the county. They range from regular bus service and bus rapid transit to ACCESS shared-ride service and on-demand transit.



OC Bus is our primary bus service operating throughout Orange County with more than 50 routes and over 5,000 bus stops.



Bravo service is a limited stop service offered on our busiest routes. It only stops at major transfer points and destinations allowing for fast commutes.



OC ACCESS is a shared-ride service that is available to qualified applicants whose physical or cognitive limitations prevent them from utilizing the regular OC Bus fixed-route service.



OC FLEX is our neighborhood on-demand curb-to-curb transit service currently operating in South Orange County. For details visit [OCflex.com](https://www.ocflex.com).

RIDER SECURITY

We want to make sure that all our riders enjoy a safe and pleasant experience when riding OC Bus. Please follow these simple rules when riding!

RIDE SAFELY

- The bus may move before you are seated; always hold on and be prepared.
- When a seat is available, sit; do not remain standing. If standing, always hold on.
- Do not stand near or lean against the back door.
- Always remain behind the yellow or white line near the front of the bus.
- If using a wheelchair, always allow the bus operator to secure your wheelchair.

EXITING AT YOUR STOP

As your bus stop approaches, signal the driver to stop by ringing the chime or pulling the signal cord. When exiting the bus, go to the rear and press and release the yellow strips on the doors. Once the doors open, exit quickly and safely, allowing children to go first.

USING THE BIKE RACK

All OCTA buses are equipped with bike racks. Each bike rack holds three bikes. Racks are available on a first-come, first-served basis. If the rack is full, bikes are not permitted inside buses, except for the last trip of the day, unless it presents a safety concern. Acceptable bicycle specifications:

Wheel Size

20 - 29 inches in diameter

Wheelbase

44 inches maximum axle to axle

Tire Width

No more than 2.35 inches maximum



BUS RIDING COURTESY

Please follow the simple rules below to help make bus travel pleasant for everyone.

- 1. No smoking or eating** on the bus.
Electronic smoking devices, such as electronic cigarettes, are prohibited on any OC Bus.
- 2. Bringing drinks.**
Drinks must be in a spill proof or covered container.
No alcohol allowed.
- 3. No combustable materials.**
No gas powered bicycles, scooters, car batteries, fireworks or other combustable materials are allowed on the bus.
- 4. Strollers** must be folded prior to boarding the bus.
- 5. Surfboards** are permitted as long as they do not exceed 6 feet, 6 inches in length.
- 6. Service animals** are allowed to accompany persons with disabilities.
That person is responsible for the actions of the animal while aboard the bus.
Service animals cannot occupy seats and must remain on the floor at all times, making sure not to block the aisle, path of travel, access doors, or lift.
- 7. Devices with speakers.**
All radios, mp3 players, cd players, and cell phones must be used with headphones.
- 8. No soliciting.**
Handing out any written material, solicitation or advertisement is not allowed.
- 9. Front seats.**
Please keep front seats available for disabled persons and senior citizens.
- 10. Your bus driver.**
Do not talk to or distract the bus operator while a bus is moving.



5597

5597
OCBUS

5597

OCBUS

CNG

CA EXEMPT
1199040

CONTACT OCTA

E-MAIL

customers@octa.net

ONLINE

octa.net/comment

PHONE

Monday – Friday from 8am to 5pm
714, 949 or 800-636-RIDE (7433)

OCTA LOST & FOUND

11903 Woodbury Road
Garden Grove, CA 92843
Phone: (714) 560-5934
Monday – Thursday: 8:00 am – 12:30 pm
& 1:30 pm – 4:00 pm
Friday Pickup by appointment only

OCTA STORE

600 S. Main St. (cross street La Veta)
in Orange,
Monday – Friday from 10:00 am to 5:00 pm
The OCTA Store is closed major holidays.

OC BUS PASS PHONE SALES

714-560-5932
Monday – Friday, 8:00 am - 2:00 pm
We accept Visa, MasterCard or
American Express

Want a more personalized training
experience? Reach out to our Transit
Training team to learn more about our
one-on-one training options.
888-878-7099

