



March 23, 2022

To: Finance and Administration Committee

From: Darrell E. Johnson, Chief Executive Officer

Janet Sutter, Executive Director
Internal Audit Department

Subject: Orange County Local Transportation Authority Measure M2
Agreed-Upon Procedures Reports, Year Ended June 30, 2021

Overview

Crowe LLP, an independent accounting firm, has applied agreed-upon procedures related to Measure M2 Local Fair Share funds provided to six cities and Senior Mobility Program funds provided to five cities, for the fiscal year ended June 30, 2021. Local Fair Share program reports include observations of funded projects not reflected in cities' Seven-Year Capital Improvement Program reports, disallowed maintenance of effort expenditures due to lack of support, misreporting of direct or indirect costs, and indirect cost charges supported by an outdated cost allocation plan. Senior Mobility Program reports include observations relating to late submission of monthly reports and misreporting of expenditures and/or fund balance.

Recommendation

Direct staff to monitor implementation of corrective actions proposed by the cities.

Background

Annually, the Audit Subcommittee (Subcommittee) of the Taxpayer Oversight Committee selects a sample of local jurisdictions receiving Measure M2 (M2) funding for audit, to determine the local jurisdictions' level of compliance with provisions of the M2 Ordinance. For the fiscal year (FY) ended June 30, 2021, the Subcommittee selected six cities for review of Local Fair Share (LFS) program funding and five cities for review of Senior Mobility Program (SMP) funding. The agreed-upon procedures (AUP) applied for these reviews were approved by the Subcommittee.

The LFS program is a formula-based allocation provided to eligible jurisdictions for use on allowable transportation planning and implementation activities. Since the LFS program is intended to augment, not replace, existing transportation expenditures, each jurisdiction is typically required to maintain a minimum level of local streets and roads expenditures to conform to a defined maintenance of effort (MOE) benchmark requirement. Cities are required to submit copies of their Seven-Year Capital Improvement Program (CIP), reflecting projects that will be funded with LFS.

The SMP funds local community transportation services for seniors. This program provides up to 80 percent of the funding for these services, and participating local jurisdictions provide a 20 percent match. Seniors must be age 60 or older to be eligible to participate in the program. A cooperative agreement, along with a written service plan, is executed between the local jurisdiction and the Orange County Local Transportation Authority, to outline requirements of the program and to describe services to be provided. Consistent with the program guidelines, cities are required to submit monthly SMP activity reports within 30 days of month end.

All M2 revenues, interest earned on net revenues, expenditures, and expenditures of earned interest are required to be reflected on an annual expenditure report. The expenditure report requires certification by the respective city's finance director and must be adopted by the city council and filed with OCLTA within six months of FY end.

Discussion

Crowe LLP (auditors), conducted interviews of city finance and program-related staff, and applied the AUP, including testing of expenditures for compliance with program requirements, review of indirect costs for adequate support and reasonableness, testing to ensure allocation of interest, and testing of annual expenditure reports for accuracy.

AUP: LFS Program Funds

The auditors examined the cities of Fountain Valley, Fullerton, Laguna Niguel, Laguna Woods, Newport Beach, and Yorba Linda. No observations resulted from the audit of the City of Laguna Woods.

One city was unable to provide support for indirect MOE charges; however, after removing these costs, the city continued to meet its minimum MOE benchmark. Another city allocated indirect costs based on a ten-year old cost allocation plan. While the methodology for allocation was deemed reasonable, the ten-year old analysis upon which the plan was based is considered not appropriate.

At two cities, the auditors identified expenditures that were not properly classified as direct or indirect costs in the cities' expenditure reports. At four cities, LFS expenditures were charged to projects not reflected on the cities' FY 2020-21 CIP reports.

A summary of all findings and city management responses can be found in Attachment A, and the detailed reports, along with written management responses, can be found in Attachment B.

AUP: SMP Funds

The auditors examined the cities of Irvine, Orange, Rancho Santa Margarita, Seal Beach, and Westminster. No observations resulted from the audit of the City of Rancho Santa Margarita

At two cities, the auditors identified expenditures that were not properly classified as direct or indirect costs in the cities' expenditure reports. One city had misreported total SMP expenditures and fund balance on its expenditure report. Late submission of required monthly reports was identified at another city.

A summary of all findings and city management responses can be found in Attachment C, and the detailed reports, along with written management letters, can be found in Attachment D.

Summary

The independent audit firm, Crowe LLP, has completed AUP related to M2 LFS and SMP funds provided to 11 cities for the FY ended June 30, 2021. Detailed results are attached.

Attachments

- A. Summary of Agreed-Upon Procedures Reports Orange County Local Transportation Authority Measure M2 Local Fair Share for the Year Ended June 30, 2021
- B. Orange County Local Transportation Authority Measure M2 Local Fair Share Agreed-Upon Procedures Reports Year Ended June 30, 2021
- C. Summary of Agreed-Upon Procedures Reports Orange County Local Transportation Authority Measure M2 Senior Mobility Program for the Year Ended June 30, 2021

- D. Orange County Local Transportation Authority Measure M2 Senior Mobility
Program Agreed-Upon Procedures Reports Year Ended June 30, 2021

Approved by:



Janet Sutter
Executive Director, Internal Audit
714-560-5591

SUMMARY OF AGREED-UPON PROCEDURES REPORTS
Orange County Local Transportation Authority
Measure M2 Local Fair Share for the Year Ended June 30, 2021

City	Result	City Management Response
Fountain Valley	None	Not Applicable
Fullerton	Three Local Fair Share (LFS) expenditures totaling \$133,641 were not listed on the City of Fullerton's Seven-Year Capital Improvement Program (CIP) report. The expenditures were related to the Gilbert Street Traffic Signal Synchronization Project.	Management took immediate action to amend the CIP and obtain city council approval.
Laguna Niguel	Two LFS expenditures totaling \$599,084 were not listed on the City of Laguna Niguel's CIP report. The expenditures related to the Residential Annual Resurfacing Program.	Management amended the CIP to include this project in February 2022.
Laguna Woods	None	Not Applicable
Newport Beach	The City of Newport Beach (Newport Beach) reported \$10,358,536 in indirect expenditures, of which \$621,170 should have been reported as direct expenditures. Inspection of the remaining \$9,737,366 in indirect expenditures found that the expenditures were allocated based on a cost allocation plan prepared ten years prior. While the cost allocation plan methodology was reasonable, the age of the plan analysis upon which it was based is not appropriate.	Management will report these expenditures as direct going forward. Management will conduct a new indirect cost allocation plan more frequently and has already started the process of updating the cost allocation plan to be used for the fiscal year (FY) 2021-22.
	One LFS expenditure for \$638,545 was not listed on Newport Beach's CIP report. The expenditure related to the Concrete Street Pavement Reconstruction Project.	This project was reflected in prior years' CIPs but was delayed due to the coronavirus. Management will include any projects that may have Measure M2 expenditures in the CIP going forward.
Yorba Linda	The City of Yorba Linda (Yorba Linda) reported direct maintenance of effort (MOE) expenditures of \$3,199,913 on its expenditure report, of which \$470,426 represented indirect expenditures.	Management will report direct and indirect costs in the correct categories going forward.
	All indirect MOE expenditures , totaling \$829,848, were disallowed because Yorba Linda was unable to provide support demonstrating a reasonable, appropriate methodology for allocating these costs. After removing these expenditures, Yorba Linda continued to meet its MOE benchmark.	Management is working with a consultant to prepare a cost allocation plan and will only charge indirect costs to MOE once the plan has been developed.
	One LFS expenditure of \$58,049 was not listed on Yorba Linda's CIP report. The expenditure related to the Fairmont at Mustang Fields Project.	This project was included in the CIP for FY 2017-18 but was inadvertently excluded from the CIP. Management will include all eligible projects in the CIP going forward.

**ORANGE COUNTY LOCAL
TRANSPORTATION AUTHORITY
MEASURE M2 LOCAL FAIR SHARE
AGREED-UPON PROCEDURES REPORTS
Year Ended June 30, 2021**

**ORANGE COUNTY LOCAL
TRANSPORTATION AUTHORITY**

MEASURE M2 LOCAL FAIR SHARE

AGREED-UPON PROCEDURES REPORTS

Year Ended June 30, 2021

The cities listed below were selected by the Audit Subcommittee of the Taxpayers Oversight Committee to perform agreed-upon procedures for the fiscal year ended June 30, 2021. Please refer to the individual divider tab for our report on each Agency.

City of Fountain Valley

City of Fullerton

City of Laguna Niguel

City of Laguna Woods

City of Newport Beach

City of Yorba Linda

INDEPENDENT ACCOUNTANTS' REPORT ON
APPLYING AGREED-UPON PROCEDURES
CITY OF FOUNTAIN VALLEY

Board of Directors
Orange County Local Transportation Authority and
the Taxpayers Oversight Committee of the
Orange County Local Transportation Authority
Orange, California

We have performed the procedures enumerated below, which were agreed to by the Taxpayers Oversight Committee of the Orange County Local Transportation Authority (OCLTA) (the specified party), related to the City of Fountain Valley's (City) compliance with certain provisions of the Measure M2 Local Transportation Ordinance (Ordinance) as of and for the fiscal year ended June 30, 2021. The City's management is responsible for compliance with the Ordinance and for its cash, revenue, and expenditure records.

The Taxpayers Oversight Committee of the OCLTA has agreed to and acknowledged that the procedures performed are appropriate to meet the intended purpose of the City compliance with certain provisions of the Ordinance as of and for the fiscal year ended June 30, 2021. We make no representation regarding the appropriateness of the procedures either for the purpose for which this report has been requested or for any other purpose. This report may not be suitable for any other purpose. The procedures performed may not address all the items of interest to a user of this report and may not meet the needs of all users of this report and, as such, users are responsible for determining whether the procedures performed are appropriate for their purposes. An agreed-upon procedures engagement involves performing specific procedures that the engaging party has agreed to and acknowledged to be appropriate for the intended purpose of the engagement and reporting on findings based on the procedures performed.

The procedures and associated findings were as follows:

1. Describe which funds the Eligible Jurisdiction used to track all street and road expenditures and inquire how the Eligible Jurisdiction identifies MOE expenditures in its general ledger.

Findings: The MOE expenditures were tracked in the City's general ledger by fund and account number. The City recorded its MOE expenditures in its General Fund (11), Gas Tax Fund (23), and various account numbers. No exceptions were found as a result of this procedure.

2. Obtain the detail of MOE expenditures for the fiscal year ended June 30, 2021 and determine whether the Eligible Jurisdiction met the minimum MOE requirement as outlined in the Measure M2 Eligibility Guidelines Fiscal Year 2020/2021. Agree the total MOE expenditures to the amount reported on the Eligible Jurisdiction's Expenditure Report (Schedule 3, Line 18). Explain any differences.

Findings: The City's MOE expenditures for the fiscal year ended June 30, 2021 were \$2,601,157 (see Schedule A), which exceeded the MOE benchmark requirement of \$1,564,638. We agreed the total expenditures of \$2,601,157 to the amount reported on the City's Expenditure Report (Schedule 3, line 18), with no differences. No exceptions were found as a result of this procedure.

(Continued)

3. Select a sample of MOE expenditures from the Eligible Jurisdiction's general ledger expenditure detail. Describe the percentage of total expenditures selected for inspection. For each item selected, perform the following:
 - a. Agree the dollar amount listed on the general ledger to supporting documentation, which may include a check copy or wire transfer, vendor invoice, payroll registers and timecards, journal voucher or other appropriate supporting documentation; and
 - b. Determine whether the expenditure was properly classified as a local street and road expenditure and is allowable per the Ordinance.

Findings: We selected 25 direct MOE expenditures totaling \$829,889, which represented approximately 40% of direct MOE expenditures of \$2,056,026 for the fiscal year ended June 30, 2021. No exceptions were found as a result of this procedure.

4. Identify whether indirect costs were charged as MOE expenditures. If applicable, compare indirect costs identified to the amount reported on the Eligible Jurisdiction's Expenditure Report (Schedule 3, line 1). Explain any differences. If applicable, obtain detail of indirect costs charged, and select a sample of charges for inspection. Inspect supporting documentation for reasonableness and appropriate methodology.

Findings: Based upon inspection of the general ledger detail, the Expenditure Report (Schedule 3, line 1), and discussion with the City's accounting personnel, indirect costs were identified as MOE expenditures for the fiscal year ended June 30, 2021. We agreed \$545,131 of indirect costs per the Expenditure Report (Schedule 3, line 1) to the general ledger detail. We selected three charges for inspection with a total amount of \$454,575 representing 83% of the total MOE indirect costs. We recomputed the selected indirect costs using the City's allocation methodology and identified no exceptions. The indirect costs included maintenance charges for the Public Works department. Upon inspecting the supporting documentation for the samples selected, we determined that the indirect MOE costs were properly classified as indirect expenditures and based upon a reasonable and appropriate methodology. No exceptions were found as a result of this procedure.

5. Obtain a listing of Measure M2 Local Fair Share payments made from OCLTA to the Eligible Jurisdiction and calculate the amount the Eligible Jurisdiction received for the past three fiscal years. Obtain the fund balance of the Eligible Jurisdiction's Measure M2 Local Fair Share Fund as of June 30, 2021 and agree to the balance as listed on the Eligible Jurisdiction's Expenditure Report (Schedule 1, line 20) and determine whether funds were expended within three years of receipt. Explain any differences.

Findings: The City received \$3,234,352 for the past three fiscal years ended June 30, 2019, 2020 and 2021. We agreed the fund balance of \$1,889,965 from the general ledger detail to the City's Expenditure Report (Schedule 1, line 20), with no differences. We determined funds were expended within three years of receipt. No exceptions were found as a result of this procedure.

6. Describe which fund the Eligible Jurisdiction used to track expenditures relating to Measure M2 Local Fair Share monies in its general ledger and the amount spent during the fiscal year ended June 30, 2021. Agree the total Local Fair Share expenditures per the general ledger to the amounts reflected on the Eligible Jurisdiction's Expenditure Report (Schedule 2, line 17, and detail listed at Schedule 4). Explain any differences.

Findings: The LFS expenditures were tracked in the City's general ledger by fund and account number. The City recorded its LFS expenditures in its Traffic Improvement Fund (24), Measure M Fund (25), various account numbers. Total Measure M2 Local Fair Share expenditures per the general ledger during the fiscal year ended June 30, 2021 were \$1,278,234 (see Schedule A), which agreed to the City's Expenditure Report. (Schedule 2, line 17, and detail listed at Schedule 4). No exceptions were found as a result of this procedure.

(Continued)

7. Obtain the Eligible Jurisdiction's Seven-Year Capital Improvement Program (CIP). Compare the projects listed on the Eligible Jurisdiction's Expenditure Report (Schedule 4) to the Seven-Year CIP, explaining any differences. Select a sample of Measure M2 Local Fair Share expenditures from the Eligible Jurisdiction's general ledger expenditure detail. Describe the percentage of total expenditures selected for inspection. For each item selected perform the following:
 - a. Agree the dollar amount listed on the general ledger to supporting documentation, which may include a check copy or wire transfer, vendor invoice, payroll registers and timecards, journal vouchers or other appropriate supporting documentation; and
 - b. Determine that the expenditures selected in (a) above were related to projects included in the Eligible Jurisdiction's Seven-Year CIP and are properly classified as Measure M2 Local Fair Share projects.

Findings: We compared the projects listed on the City's Expenditure Report (Schedule 4) to the Seven-Year CIP, without any exception. We selected five direct Measure M2 Local Fair Share expenditures for inspection totaling \$1,055,400 representing approximately 83% of total direct Measure M2 Local Fair Share expenditures of \$1,278,234 for the fiscal year ended June 30, 2021. We agreed the dollar amount to supporting documentation and determined that the expenditures selected were related to projects included in the City's Seven-Year CIP and were properly classified as Measure M2 Local Fair Share projects. No exceptions were found as a result of this procedure.

8. Identify whether indirect costs were charged as Measure M2 Local Fair Share expenditures. If applicable, compare indirect costs identified to the amount reported on the Eligible Jurisdiction's Expenditure Report (Schedule 3, line 1). Explain any differences. If applicable, select a sample of charges. Describe the dollar amount inspected. Identify the amounts charged and inspect supporting documentation for reasonableness and appropriate methodology.

Findings: Based upon inspection of the general ledger detail, the Expenditure Report (Schedule 3, Line 1), and discussion with the City's accounting personnel, no indirect costs were identified as Measure M2 Local Fair Share expenditures for the fiscal year ended June 30, 2021. No exceptions were found as a result of this procedure.

9. Obtain and inspect the Eligible Jurisdiction's interest allocation methodology and amount of interest allocated to the Measure M2 Local Fair Share Fund to ensure the proper amount of interest was credited. Agree the amount reflected to the amount of interest listed on the Eligible Jurisdiction's Expenditure Report (Schedule 2, line 4). Explain any differences.

Findings: We inspected the amount of interest allocated to the Measure M2 Local Fair Share Fund and agreed the amount reflected to the amount of interest totaling \$18,645 listed on the City's Expenditure Report (Schedule 2, line 4). We inspected the interest allocation methodology and recomputed the amount based on the interest allocation methodology. No exceptions were found as a result of this procedure.

10. Determine whether the Jurisdiction was found eligible by the Board of Directors for the applicable year (FY21) by inspecting the OCLTA Board agenda and action items.

Findings: No exceptions were found as a result of this procedure.

We were engaged by OCLTA to perform this agreed-upon procedures engagement and conducted our engagement in accordance with attestation standards established by the American Institute of Certified Public Accountants. We were not engaged to and did not conduct an examination or review engagement, the objective of which would be the expression of an opinion or conclusion, respectively, on the accounting records, any indirect cost allocation plans and compliance with the provisions of the Measure M2 Local Transportation Ordinance. Accordingly, we do not express such an opinion or conclusion. Had we performed additional procedures, other matters might have come to our attention that would have been reported to you.

(Continued)

We are required to be independent of the City's management and to meet our other ethical responsibilities, in accordance with the relevant ethical requirements related to our agreed-upon procedures engagement.

This report is intended solely for the information and use of and is not intended to be, and should not be, used by anyone other than the specified party.

A handwritten signature in black ink that reads "Crowe LLP". The letters are cursive and stylized, with the "C" being particularly large and the "LLP" being more compact.

Crowe LLP

Costa Mesa, California
March 2, 2022

CITY OF FOUNTAIN VALLEY, CALIFORNIA
SCHEDULE OF MEASURE M2 LOCAL FAIR SHARE EXPENDITURES
Year ended June 30, 2021
(Unaudited)

SCHEDULE A

Maintenance of Effort (MOE) Expenditures:	
Maintenance	
Other Street Purpose Maintenance	<u>\$ 2,601,157</u>
Total MOE Expenditures	<u>\$ 2,601,157</u>
Measure M2 Local Fair Share Expenditures (Schedule 4):	
Signal Timing Maint. (TI160)	\$ 25,000
Citywide Signal Communication Maint. (TI267)	22,457
Euclid/ Condor & Talbert/ Bushard Signal Mod. (TI268)	5,600
Harbor Signal Synchronization (TI280)	1,176
Newland from Talbrt/ Ellis & Brookhrst @Garfield Resurfacing Co-Op (TI270)	209,006
Warner Ave. Arterial Rehab. from Brookhurst to Euclid (TI275)	951,913
Euclid St. Arterial Rehab. from Heil to Warner (TI276)	<u>63,082</u>
Total Measure M2 Local Fair Share Expenditures	<u>\$ 1,278,234</u>
Total MOE and Measure M2 Local Fair Share Expenditures	<u>\$ 3,879,391</u>

Note: The above amounts were taken directly from the financial records of the City of Fountain Valley and were not audited.

INDEPENDENT ACCOUNTANTS' REPORT ON
APPLYING AGREED-UPON PROCEDURES
CITY OF FULLERTON

Board of Directors
Orange County Local Transportation Authority and
the Taxpayers Oversight Committee of the
Orange County Local Transportation Authority
Orange, California

We have performed the procedures enumerated below, which were agreed to by the Taxpayers Oversight Committee of the Orange County Local Transportation Authority (OCLTA) (the specified party), related to the City of Fullerton (City) compliance with certain provisions of the Measure M2 Local Transportation Ordinance (Ordinance) as of and for the fiscal year ended June 30, 2021. The City's management is responsible for compliance with the Ordinance and for its cash, revenue, and expenditure records.

The Taxpayers Oversight Committee of the OCLTA has agreed to and acknowledged that the procedures performed are appropriate to meet the intended purpose of the City compliance with certain provisions of the Ordinance as of and for the fiscal year ended June 30, 2021. We make no representation regarding the appropriateness of the procedures either for the purpose for which this report has been requested or for any other purpose. This report may not be suitable for any other purpose. The procedures performed may not address all the items of interest to a user of this report and may not meet the needs of all users of this report and, as such, users are responsible for determining whether the procedures performed are appropriate for their purposes. An agreed-upon procedures engagement involves performing specific procedures that the engaging party has agreed to and acknowledged to be appropriate for the intended purpose of the engagement and reporting on findings based on the procedures performed.

The procedures and associated findings were as follows:

1. Describe which funds the Eligible Jurisdiction used to track all street and road expenditures and inquire how the Eligible Jurisdiction identifies MOE expenditures in its general ledger.

Findings: The MOE expenditures were tracked in the City's general ledger by fund, account number, and object code. The City recorded its MOE expenditures in its General Fund (10), Sanitation Fund (23), and various program codes and object codes. No exceptions were found as a result of this procedure.

2. Obtain the detail of MOE expenditures for the fiscal year ended June 30, 2021 and determine whether the Eligible Jurisdiction met the minimum MOE requirement as outlined in the Measure M2 Eligibility Guidelines Fiscal Year 2020/2021. Agree the total MOE expenditures to the amount reported on the Eligible Jurisdiction's Expenditure Report (Schedule 3, Line 18). Explain any differences.

Findings: The City's MOE expenditures for the fiscal year ended June 30, 2021 were \$5,767,907 (see Schedule A), which exceeded the MOE benchmark requirement of \$4,413,567. We agreed the total expenditures of \$5,767,907 to the amount reported on the City's Expenditure Report (Schedule 3, line 18), with no differences. No exceptions were found as a result of this procedure.

(Continued)

3. Select a sample of MOE expenditures from the Eligible Jurisdiction's general ledger expenditure detail. Describe the percentage of total expenditures selected for inspection. For each item selected, perform the following:
 - a. Agree the dollar amount listed on the general ledger to supporting documentation, which may include a check copy or wire transfer, vendor invoice, payroll registers and timecards, journal voucher or other appropriate supporting documentation; and
 - b. Determine whether the expenditure was properly classified as a local street and road expenditure and is allowable per the Ordinance.

Findings: We selected 25 direct MOE expenditures totaling \$671,457, which represented approximately 15% of direct MOE expenditures of \$4,567,615 for the fiscal year ended June 30, 2021. No exceptions were found as a result of this procedure.

4. Identify whether indirect costs were charged as MOE expenditures. If applicable, compare indirect costs identified to the amount reported on the Eligible Jurisdiction's Expenditure Report (Schedule 3, line 1). Explain any differences. If applicable, obtain detail of indirect costs charged, and select a sample of charges for inspection. Inspect supporting documentation for reasonableness and appropriate methodology.

Findings: Based upon inspection of the general ledger detail, the Expenditure Report (Schedule 3, Line 1), and discussion with the City's accounting personnel, indirect costs were identified as MOE expenditures for the fiscal year ended June 30, 2021. We agreed \$1,200,292 of indirect costs per the Expenditure Report (Schedule 3, line 1) to the general ledger detail. We selected 32 charges for inspection with a total amount of \$963,859 representing 80% of the total MOE indirect costs. We recomputed the selected indirect costs using the City's allocation methodology and identified no exceptions. The indirect costs included administrative and maintenance charges. Upon inspecting the supporting documentation for the samples selected, we determined that the indirect MOE costs were properly classified as indirect expenditures and based upon a reasonable and appropriate methodology. No exceptions were found as a result of this procedure.

5. Obtain a listing of Measure M2 Local Fair Share payments made from OCLTA to the Eligible Jurisdiction and calculate the amount the Eligible Jurisdiction received for the past three fiscal years. Obtain the fund balance of the Eligible Jurisdiction's Measure M2 Local Fair Share Fund as of June 30, 2021 and agree to the balance as listed on the Eligible Jurisdiction's Expenditure Report (Schedule 1, line 20) and determine whether funds were expended within three years of receipt. Explain any differences.

Findings: The City received \$6,948,371 for the past three fiscal years ended June 30, 2019, 2020, and 2021. We agreed the fund balance of \$3,433,439 from the general ledger detail to the City's Expenditure Report (Schedule 1, line 20), with no differences. We determined funds were expended within three years of receipt. No exceptions were found as a result of this procedure.

6. Describe which fund the Eligible Jurisdiction used to track expenditures relating to Measure M2 Local Fair Share monies in its general ledger and the amount spent during the fiscal year ended June 30, 2021. Agree the total Local Fair Share expenditures per the general ledger to the amounts reflected on the Eligible Jurisdiction's Expenditure Report (Schedule 2, line 17, and detail listed at Schedule 4). Explain any differences.

Findings: The LFS expenditures were tracked in the City's general ledger by fund and object unit codes. The City recorded its LFS expenditures in its Measure M2 Fund (25), its Capital Projects Fund (74), and various object unit codes. Total Measure M2 Local Fair Share expenditures per the general ledger during the fiscal year ended June 30, 2021 were \$2,584,948 (see Schedule A), which agreed to the City's Expenditure Report. (Schedule 2, line 17, and detail listed at Schedule 4). No exceptions were found as a result of this procedure.

(Continued)

7. Obtain the Eligible Jurisdiction's Seven-Year Capital Improvement Program (CIP). Compare the projects listed on the Eligible Jurisdiction's Expenditure Report (Schedule 4) to the Seven-Year CIP, explaining any differences. Select a sample of Measure M2 Local Fair Share expenditures from the Eligible Jurisdiction's general ledger expenditure detail. Describe the percentage of total expenditures selected for inspection. For each item selected perform the following:
 - a. Agree the dollar amount listed on the general ledger to supporting documentation, which may include a check copy or wire transfer, vendor invoice, payroll registers and timecards, journal vouchers or other appropriate supporting documentation; and
 - b. Determine that the expenditures selected in (a) above were related to projects included in the Eligible Jurisdiction's Seven-Year CIP and are properly classified as Measure M2 Local Fair Share projects.

Findings: We selected 16 Measure M2 Local Fair Share direct expenditures for inspection totaling \$1,820,948 representing approximately 70% of total Measure M2 direct Local Fair Share expenditures of \$2,584,948 for the fiscal year ended June 30, 2021. When comparing the projects listed on the Eligible Jurisdiction's Expenditure Report (Schedule 4) to the Seven-Year CIP, three expenditures in the amount of \$133,641 relating to Gilbert Street Traffic Signal Synchronization Project were not listed on the City's Seven-Year CIP. No other exceptions were found as a result of this procedure.

8. Identify whether indirect costs were charged as Measure M2 Local Fair Share expenditures. If applicable, compare indirect costs identified to the amount reported on the Eligible Jurisdiction's Expenditure Report (Schedule 3, line 1). Explain any differences. If applicable, select a sample of charges. Describe the dollar amount inspected. Identify the amounts charged and inspect supporting documentation for reasonableness and appropriate methodology.

Findings: Based upon inspection of the general ledger detail, the Expenditure Report (Schedule 3, Line 1), and discussion with the City's accounting personnel, indirect costs were identified as Local Fair Share expenditures for the fiscal year ended June 30, 2021. We agreed \$102,082 of indirect costs per the Expenditure Report (Schedule 3, line 1) to the general ledger detail. We selected 14 charges for inspection with a total amount of \$73,350 representing 72% of the total indirect Local Fair Share costs. We recomputed the selected indirect costs using the City's allocation methodology and identified no exceptions. The indirect costs included allocated professional and contractual fees. Upon inspecting the supporting documentation for the samples selected, we determined that the expenditures were properly classified as indirect Local Fair Share costs and were allowable per the Ordinance and percentages allocated to Local Fair Share were justifiable. In addition, the indirect LFS costs were substantiated by a written Indirect Cost Allocation Plan prepared within five years. No exceptions were found as a result of this procedure.

9. Obtain and inspect the Eligible Jurisdiction's interest allocation methodology and amount of interest allocated to the Measure M2 Local Fair Share Fund to ensure the proper amount of interest was credited. Agree the amount reflected to the amount of interest listed on the Eligible Jurisdiction's Expenditure Report (Schedule 2, line 4). Explain any differences.

Findings: We inspected the amount of interest allocated to the Measure M2 Local Fair Share Fund and agreed the amount reflected to the amount of interest totaling \$70,582 listed on the City's Expenditure Report (Schedule 2, line 4). We inspected the interest allocation methodology and recomputed the amount based on the interest allocation methodology. No exceptions were found as a result of this procedure.

10. Determine whether the Jurisdiction was found eligible by the Board of Directors for the applicable year (FY21) by inspecting the OCLTA Board agenda and action items.

Findings: No exceptions were found as a result of this procedure.

(Continued)

We were engaged by OCLTA to perform this agreed-upon procedures engagement and conducted our engagement in accordance with attestation standards established by the American Institute of Certified Public Accountants. We were not engaged to and did not conduct an examination or review engagement, the objective of which would be the expression of an opinion or conclusion, respectively, on the accounting records, any indirect cost allocation plans and compliance with the provisions of the Measure M2 Local Transportation Ordinance. Accordingly, we do not express such an opinion or conclusion. Had we performed additional procedures, other matters might have come to our attention that would have been reported to you.

We are required to be independent of the City's management and to meet our other ethical responsibilities, in accordance with the relevant ethical requirements related to our agreed-upon procedures engagement.

At the request of OCLTA, the City's responses to certain findings are included in Exhibit 1. The responses are included for the purpose of additional information and were not subjected to the procedures described above. Accordingly, we did not perform any procedures on the City's responses and express no assurance.

This report is intended solely for the information and use of and is not intended to be, and should not be, used by anyone other than the specified party.

A handwritten signature in black ink that reads "Crowe LLP". The signature is written in a cursive, flowing style.

Crowe LLP

Costa Mesa, California
February 28, 2022

CITY OF FULLERTON, CALIFORNIA
SCHEDULE OF MEASURE M2 LOCAL FAIR SHARE EXPENDITURES
Year ended June 30, 2021
(Unaudited)

	SCHEDULE A
Maintenance of Effort (MOE) Expenditures:	
Indirect and/ or Overhead - Schedule 3, line 1	\$ 1,200,292
Maintenance	
Overlay & Sealing	\$ 1,920,312
Street Lights & Traffic Signals	257,475
Other Street Purpose Maintenance	<u>2,389,828</u>
 Total MOE Expenditures	 <u>\$ 5,767,907</u>
 Measure M2 Local Fair Share Expenditures (Schedule 4):	
Victoria Drive Infrastructure Improvement (44038)	\$ 835,742
Orangethorpe/Woods - Highland (44046)	24,960
Victoria Dr Infrastructure Ph2 (44049)	99,358
Nutwood-Yale St. Improvements (44053)	11,114
Arterial St. Reconstruction, Rehab. & Repair (44400)	8,985
Residential Street Program (44589)	7,834
Orangethorpe Avenue Traffic Signal Synchronization Program (46000)	68,299
Countrywide Signal Synchronzation Program (46007)	24,000
Gilbert Street Traffic Signal Synchronization Program (46022)	80,110
Brookhurst Signal Synchronization (46023)	3,213
Magnolia Signal Synchronization (46024)	5,506
Signal Operation Enhancement (46027)	7,683
Traffic Signal System Network (46028)	2,301
Harbor Signal Synchronization (46029)	906
Signal Battery Backup Unit (46030)	5,988
NOC Triangle Corridor (46032)	5,225
Loma Alta Area Infrastructure (53009)	1,235,644
El Rancho Area Infrastructure Improvements (53012)	25,170
Nutwood/Yale Infrastructure (53013)	29,047
Marion Area Infrastructure Impr (53021)	1,781
Administration (Indirect & Overhead)	<u>102,082</u>
 Total Measure M2 Local Fair Share Expenditures	 <u>\$ 2,584,948</u>
 Total MOE and Measure M2 Local Fair Share Expenditures	 <u><u>\$ 8,352,855</u></u>

Note: The above amounts were taken directly from the financial records of the City of Fullerton and were not audited.



CITY OF FULLERTON

Administrative Services Department

Exhibit 1

February 28, 2022

Board of Directors
Orange County Local Transportation Authority
and the Taxpayers Oversight Committee of the
Orange County Local Transportation Authority
Orange, California

The following response is being submitted to address results from the agreed upon procedures performed for the Measure M2 Local Fair Share program for the City of Fullerton as of and for the fiscal year ended June 30, 2021.

Procedure #7

Obtain the Eligible Jurisdiction's Seven-Year Capital Improvement Program (CIP). Compare the projects listed on the Eligible Jurisdiction's Expenditure Report (Schedule 4) to the Seven-Year CIP, explaining any differences. Select a sample of Measure M2 Local Fair Share expenditures from the Eligible Jurisdiction's general ledger expenditure detail. Describe the percentage of total expenditures selected for inspection. For each item selected perform the following:

- a. Agree the dollar amount listed on the general ledger to supporting documentation, which may include a check copy or wire transfer, vendor invoice, payroll registers and timecards, journal vouchers or other appropriate supporting documentation; and
- b. Determine that the expenditures selected in (a) above were related to projects included in the Eligible Jurisdiction's Seven-Year CIP and are properly classified as Measure M2 Local Fair Share projects.

Findings:

We selected 16 Measure M2 Local Fair Share direct expenditures for inspection totaling \$1,820,948 representing approximately 70% of total Measure M2 direct Local Fair Share expenditures of \$2,584,948 for the fiscal year ended June 30, 2021. When comparing the projects listed on the Eligible Jurisdiction's Expenditure Report (Schedule 4) to the Seven-Year CIP, three expenditures in the amount of \$133,641 relating to Gilbert Street Traffic Signal Synchronization Project were not listed on the City's Seven-Year CIP. No other exceptions were found as a result of this procedure.

City's Response:

The City acknowledges the FY 2020-21 finding related to the Gilbert Street Traffic Signal Synchronization Project (Gilbert Project). In FY 2019-2020, the City placed the Gilbert Project in the FY 2019-2020 Seven-Year Capital Improvement Program (CIP) List.

The City did not include the Gilbert Project in FY 2020-2021 Seven Year CIP List. During OCTA's review of the City's M2 Eligibility Report, it was brought to our attention that the Gilbert Project was not on the approved list. The City took immediate corrective action and City Council approved the amended Seven-Year CIP List on November 16, 2021.

Attached are the following Seven-Year CIP Lists where the Gilbert Street RTSSP was programed.

- Seven-Year CIP list FY19-20 showing Gilbert Street RTSSP project
- Seven-Year CIP list FY21-22 showing Gilbert Street RTSSP project

THE EDUCATION COMMUNITY

303 West Commonwealth Avenue, Fullerton, California 92832-1775
(714) 738-6520 • administrativeservices@cityoffullerton.com • www.cityoffullerton.com

OCTA Measure M2 Local Fair Share Program Audit FYE June 30, 2021

Thank you for allowing the City of Fullerton to respond to this finding. The city would also like to thank the audit staff that was assigned to our city with regard to their courtesy and professionalism exhibited during the audit.


Should you need additional information, please do not hesitate to contact us.



Meg McWade, Director of Public Works



Ellis Chang, Director of Administrative Services



Jeffrey W. Collier, Acting City Manager

INDEPENDENT ACCOUNTANTS' REPORT ON
APPLYING AGREED-UPON PROCEDURES
CITY OF LAGUNA NIGUEL

Board of Directors
Orange County Local Transportation Authority and
the Taxpayers Oversight Committee of the
Orange County Local Transportation Authority
Orange, California

We have performed the procedures enumerated below, which were agreed to by the Taxpayers Oversight Committee of the Orange County Local Transportation Authority (OCLTA) (the specified party), related to the City of Laguna Niguel (City) compliance with certain provisions of the Measure M2 Local Transportation Ordinance (Ordinance) as of and for the fiscal year ended June 30, 2021. The City's management is responsible for compliance with the Ordinance and for its cash, revenue, and expenditure records.

The Taxpayers Oversight Committee of the OCLTA has agreed to and acknowledged that the procedures performed are appropriate to meet the intended purpose of the City compliance with certain provisions of the Ordinance as of and for the fiscal year ended June 30, 2021. We make no representation regarding the appropriateness of the procedures either for the purpose for which this report has been requested or for any other purpose. This report may not be suitable for any other purpose. The procedures performed may not address all the items of interest to a user of this report and may not meet the needs of all users of this report and, as such, users are responsible for determining whether the procedures performed are appropriate for their purposes. An agreed-upon procedures engagement involves performing specific procedures that the engaging party has agreed to and acknowledged to be appropriate for the intended purpose of the engagement and reporting on findings based on the procedures performed.

The procedures and associated findings were as follows:

1. Describe which funds the Eligible Jurisdiction used to track all street and road expenditures and inquire how the Eligible Jurisdiction identifies MOE expenditures in its general ledger.

Findings: The MOE expenditures were tracked in the City's general ledger by fund, function code, and object code. The City recorded its MOE expenditures in its General Fund (100), various function codes, and object codes. No exceptions were found as a result of this procedure.

2. Obtain the detail of MOE expenditures for the fiscal year ended June 30, 2021 and determine whether the Eligible Jurisdiction met the minimum MOE requirement as outlined in the Measure M2 Eligibility Guidelines Fiscal Year 2020/2021. Agree the total MOE expenditures to the amount reported on the Eligible Jurisdiction's Expenditure Report (Schedule 3, Line 18). Explain any differences.

Findings: The City's MOE expenditures for the fiscal year ended June 30, 2021 were \$1,619,289 (see Schedule A), which exceeded the MOE benchmark requirement of \$908,566. We agreed the total expenditures of \$1,619,289 to the amount reported on the City's Expenditure Report (Schedule 3, line 18), with no differences. No exceptions were found as a result of this procedure.

(Continued)

3. Select a sample of MOE expenditures from the Eligible Jurisdiction's general ledger expenditure detail. Describe the percentage of total expenditures selected for inspection. For each item selected, perform the following:
 - a. Agree the dollar amount listed on the general ledger to supporting documentation, which may include a check copy or wire transfer, vendor invoice, payroll registers and timecards, journal voucher or other appropriate supporting documentation; and
 - b. Determine whether the expenditure was properly classified as a local street and road expenditure and is allowable per the Ordinance.

Findings: We selected 25 direct MOE expenditures totaling \$414,347, which represented approximately 26% of direct MOE expenditures of \$1,619,289 for the fiscal year ended June 30, 2021. No exceptions were found as a result of this procedure.

4. Identify whether indirect costs were charged as MOE expenditures. If applicable, compare indirect costs identified to the amount reported on the Eligible Jurisdiction's Expenditure Report (Schedule 3, line 1). Explain any differences. If applicable, obtain detail of indirect costs charged, and select a sample of charges for inspection. Inspect supporting documentation for reasonableness and appropriate methodology.

Findings: Based upon inspection of the general ledger detail, the Expenditure Report (Schedule 3, Line 1), and discussion with the City's accounting personnel, no indirect costs were identified as MOE expenditures for the fiscal year ended June 30, 2021. No exceptions were found as a result of this procedure.

5. Obtain a listing of Measure M2 Local Fair Share payments made from OCLTA to the Eligible Jurisdiction and calculate the amount the Eligible Jurisdiction received for the past three fiscal years. Obtain the fund balance of the Eligible Jurisdiction's Measure M2 Local Fair Share Fund as of June 30, 2021 and agree to the balance as listed on the Eligible Jurisdiction's Expenditure Report (Schedule 1, line 20) and determine whether funds were expended within three years of receipt. Explain any differences.

Findings: The City received \$3,466,036 for the past three fiscal years ended June 30, 2019, 2020, and 2021. We agreed the fund balance of \$2,707,230 from the general ledger detail to the City's Expenditure Report (Schedule 1, line 20), with no differences. We determined funds were expended within three years of receipt. No exceptions were found as a result of this procedure.

6. Describe which fund the Eligible Jurisdiction used to track expenditures relating to Measure M2 Local Fair Share monies in its general ledger and the amount spent during the fiscal year ended June 30, 2021. Agree the total Local Fair Share expenditures per the general ledger to the amounts reflected on the Eligible Jurisdiction's Expenditure Report (Schedule 2, line 17, and detail listed at Schedule 4). Explain any differences.

Findings: The LFS expenditures were tracked in the City's general ledger by fund, function code, and object codes. The City recorded its LFS expenditures in its Measure M2 Fund (220), various function codes and object codes. Total Measure M2 Local Fair Share expenditures per the general ledger during the fiscal year ended June 30, 2021 were \$872,394 (see Schedule A), which agreed to the City's Expenditure Report. (Schedule 2, line 17, and detail listed at Schedule 4). No exceptions were found as a result of this procedure.

(Continued)

7. Obtain the Eligible Jurisdiction's Seven-Year Capital Improvement Program (CIP). Compare the projects listed on the Eligible Jurisdiction's Expenditure Report (Schedule 4) to the Seven-Year CIP, explaining any differences. Select a sample of Measure M2 Local Fair Share expenditures from the Eligible Jurisdiction's general ledger expenditure detail. Describe the percentage of total expenditures selected for inspection. For each item selected perform the following:
 - a. Agree the dollar amount listed on the general ledger to supporting documentation, which may include a check copy or wire transfer, vendor invoice, payroll registers and timecards, journal vouchers or other appropriate supporting documentation; and
 - b. Determine that the expenditures selected in (a) above were related to projects included in the Eligible Jurisdiction's Seven-Year CIP and are properly classified as Measure M2 Local Fair Share projects.

Findings: We selected five Measure M2 Local Fair Share direct expenditures for inspection totaling \$830,959, representing approximately 95% of total Measure M2 direct Local Fair Share expenditures of \$872,394 for the fiscal year ended June 30, 2021. When comparing the projects listed on the Eligible Jurisdiction's Expenditure Report (Schedule 4) to the Seven-Year CIP, two expenditures in the amount of \$599,084 relating to Residential Annual Resurfacing Program were not listed on the City's Seven-Year CIP. No other exceptions were found as a result of this procedure.

8. Identify whether indirect costs were charged as Measure M2 Local Fair Share expenditures. If applicable, compare indirect costs identified to the amount reported on the Eligible Jurisdiction's Expenditure Report (Schedule 3, line 1). Explain any differences. If applicable, select a sample of charges. Describe the dollar amount inspected. Identify the amounts charged and inspect supporting documentation for reasonableness and appropriate methodology.

Findings: Based upon inspection of the general ledger detail, the Expenditure Report (Schedule 3, Line 1), and discussion with the City's accounting personnel, no indirect costs were identified as Local Fair Share expenditures for the fiscal year ended June 30, 2021. No exceptions were found as a result of this procedure.

9. Obtain and inspect the Eligible Jurisdiction's interest allocation methodology and amount of interest allocated to the Measure M2 Local Fair Share Fund to ensure the proper amount of interest was credited. Agree the amount reflected to the amount of interest listed on the Eligible Jurisdiction's Expenditure Report (Schedule 2, line 4). Explain any differences.

Findings: We inspected the amount of interest allocated to the Measure M2 Local Fair Share Fund and agreed the amount reflected to the amount of interest totaling \$598 listed on the City's Expenditure Report (Schedule 2, line 4). We inspected the interest allocation methodology and recomputed the amount based on the interest allocation methodology. No exceptions were found as a result of this procedure.

10. Determine whether the Jurisdiction was found eligible by the Board of Directors for the applicable year (FY21) by inspecting the OCLTA Board agenda and action items.

Findings: No exceptions were found as a result of this procedure.

We were engaged by OCLTA to perform this agreed-upon procedures engagement and conducted our engagement in accordance with attestation standards established by the American Institute of Certified Public Accountants. We were not engaged to and did not conduct an examination or review engagement, the objective of which would be the expression of an opinion or conclusion, respectively, on the accounting records, any indirect cost allocation plans and compliance with the provisions of the Measure M2 Local Transportation Ordinance. Accordingly, we do not express such an opinion or conclusion. Had we performed additional procedures, other matters might have come to our attention that would have been reported to you.

(Continued)

We are required to be independent of the City's management and to meet our other ethical responsibilities, in accordance with the relevant ethical requirements related to our agreed-upon procedures engagement.

At the request of OCLTA, the City's responses to certain findings are included in Exhibit 1. The responses are included for the purpose of additional information and were not subjected to the procedures described above. Accordingly, we did not perform any procedures on the City's responses and express no assurance or opinion on them.

This report is intended solely for the information and use of and is not intended to be, and should not be, used by anyone other than the specified party.

A handwritten signature in black ink that reads "Crowe LLP". The signature is written in a cursive, flowing style.

Crowe LLP

Costa Mesa, California
March 2, 2022

CITY OF LAGUNA NIGUEL, CALIFORNIA
SCHEDULE OF MEASURE M2 LOCAL FAIR SHARE EXPENDITURES
Year ended June 30, 2021
(Unaudited)

SCHEDULE A

Maintenance of Effort (MOE) Expenditures:	
Maintenance	
Other Street Purpose Maintenance	<u>\$ 1,619,289</u>
Total MOE Expenditures	<u>\$ 1,619,289</u>
Measure M2 Local Fair Share Expenditures (Schedule 4):	
Residential Annual Resurfacing Program (Zones 1-2)	\$ 627,841
Paseo de Colinas Groundwater Seepage	<u>244,553</u>
Total Measure M2 Local Fair Share Expenditures	<u>\$ 872,394</u>
Total MOE and Measure M2 Local Fair Share Expenditures	<u><u>\$ 2,491,683</u></u>

Note: The above amounts were taken directly from the financial records of the City of Laguna Niguel and



CITY of LAGUNA NIGUEL

30111 Crown Valley Parkway / Laguna Niguel, California, 92677
Phone / 949-362-4300 Fax / 949-362-4340

CITY COUNCIL

Mayor Elaine Gennawey
Mayor Pro Tem Sandy Rains
Council Member Kelly Jennings
Council Member Fred Minagar
Council Member Risch Paul Sharma

March 2, 2022

Board of Directors
Orange County Local Transportation Authority
and the Taxpayers Oversight Committee of the
Orange County Local Transportation Authority
Orange, California

The following response is being submitted to address results from the agreed upon procedures performed for the Measure M2 Local Fair Share program for the City of Laguna Niguel as of and for the fiscal year ended June 30, 2021.

Procedure #7

Obtain the Eligible Jurisdiction's Seven-Year Capital Improvement Program (CIP). Compare the projects listed on the Eligible Jurisdiction's Expenditure Report (Schedule 4) to the Seven-Year CIP, explaining any differences. Select a sample of Measure M2 Local Fair Share expenditures from the Eligible Jurisdiction's general ledger expenditure detail. Describe the percentage of total expenditures selected for inspection. For each item selected perform the following:

- a. Agree the dollar amount listed on the general ledger to supporting documentation, which may include a check copy or wire transfer, vendor invoice, payroll registers and timecards, journal vouchers or other appropriate supporting documentation; and
- b. Determine that the expenditures selected in (a) above were related to projects included in the Eligible Jurisdiction's Seven-Year CIP and are properly classified as Measure M2 Local Fair Share projects.


Findings: We selected five Measure M2 Local Fair Share direct expenditures for inspection totaling \$830,959 representing approximately 95% of total Measure M2 direct Local Fair Share expenditures of \$872,394 for the fiscal year ended June 30, 2021. When comparing the projects listed on the Eligible Jurisdiction's Expenditure Report (Schedule 4) to the Seven-Year CIP, two expenditures in the amount of \$599,084 relating to Residential Annual Resurfacing Program were not listed on the City's Seven-Year CIP. No other exceptions were found as a result of this procedure.

City's Response:

The City agrees with this finding. OCTA subsequently approved an amended FY 2020/2021 Seven-Year CIP Program, which included the Residential Annual Resurfacing Program, on February 3, 2022.

 3/2/2022
Eric Hendrickson, Finance Director Date

 3-2-22
Jacki Scott, Public Works Director Date

 3/2/22
Tamara S. Letourneau, City Manager Date

INDEPENDENT ACCOUNTANTS' REPORT ON
APPLYING AGREED-UPON PROCEDURES
CITY OF LAGUNA WOODS

Board of Directors
Orange County Local Transportation Authority and
the Taxpayers Oversight Committee of the
Orange County Local Transportation Authority
Orange, California

We have performed the procedures enumerated below, which were agreed to by the Taxpayers Oversight Committee of the Orange County Local Transportation Authority (OCLTA) (the specified party), related to the City of Laguna Woods (City) compliance with certain provisions of the Measure M2 Local Transportation Ordinance (Ordinance) as of and for the fiscal year ended June 30, 2021. The City's management is responsible for compliance with the Ordinance and for its cash, revenue, and expenditure records.

The Taxpayers Oversight Committee of the OCLTA has agreed to and acknowledged that the procedures performed are appropriate to meet the intended purpose of the City compliance with certain provisions of the Ordinance as of and for the fiscal year ended June 30, 2021. We make no representation regarding the appropriateness of the procedures either for the purpose for which this report has been requested or for any other purpose. This report may not be suitable for any other purpose. The procedures performed may not address all the items of interest to a user of this report and may not meet the needs of all users of this report and, as such, users are responsible for determining whether the procedures performed are appropriate for their purposes. An agreed-upon procedures engagement involves performing specific procedures that the engaging party has agreed to and acknowledged to be appropriate for the intended purpose of the engagement and reporting on findings based on the procedures performed.

The procedures and associated findings were as follows:

1. Describe which funds the Eligible Jurisdiction used to track all street and road expenditures and inquire how the Eligible Jurisdiction identifies MOE expenditures in its general ledger.

Findings: The MOE expenditures were tracked in the City's general ledger by fund, account number, and object code. The City recorded its MOE expenditures in its General Fund (001), Fuel Tax Fund (100), Road Repair and Accountability Act Fund (105), various account codes, and object codes. No exceptions were found as a result of this procedure.

2. Obtain the detail of MOE expenditures for the fiscal year ended June 30, 2021 and determine whether the Eligible Jurisdiction met the minimum MOE requirement as outlined in the Measure M2 Eligibility Guidelines Fiscal Year 2020/2021. Agree the total MOE expenditures to the amount reported on the Eligible Jurisdiction's Expenditure Report (Schedule 3, Line 18). Explain any differences.

Findings: The City's MOE expenditures for the fiscal year ended June 30, 2021 were \$104,578 (see Schedule A), which met the MOE benchmark requirement of \$104,578. We agreed the total expenditures of \$104,578 to the amount reported on the City's Expenditure Report (Schedule 3, line 18), with no differences. No exceptions were found as a result of this procedure.

(Continued)

3. Select a sample of MOE expenditures from the Eligible Jurisdiction's general ledger expenditure detail. Describe the percentage of total expenditures selected for inspection. For each item selected, perform the following:
 - a. Agree the dollar amount listed on the general ledger to supporting documentation, which may include a check copy or wire transfer, vendor invoice, payroll registers and timecards, journal voucher or other appropriate supporting documentation; and
 - b. Determine whether the expenditure was properly classified as a local street and road expenditure and is allowable per the Ordinance.

Findings: We selected 25 direct MOE expenditures totaling \$66,997, which represented approximately 64% of direct MOE expenditures of \$104,578 for the fiscal year ended June 30, 2021. No exceptions were found as a result of this procedure.

4. Identify whether indirect costs were charged as MOE expenditures. If applicable, compare indirect costs identified to the amount reported on the Eligible Jurisdiction's Expenditure Report (Schedule 3, line 1). Explain any differences. If applicable, obtain detail of indirect costs charged, and select a sample of charges for inspection. Inspect supporting documentation for reasonableness and appropriate methodology.

Findings: Based upon inspection of the general ledger detail, the Expenditure Report (Schedule 3, Line 1), and discussion with the City's accounting personnel, no indirect costs were identified as MOE expenditures for the fiscal year ended June 30, 2021. No exceptions were found as a result of this procedure.

5. Obtain a listing of Measure M2 Local Fair Share payments made from OCLTA to the Eligible Jurisdiction and calculate the amount the Eligible Jurisdiction received for the past three fiscal years. Obtain the fund balance of the Eligible Jurisdiction's Measure M2 Local Fair Share Fund as of June 30, 2021 and agree to the balance as listed on the Eligible Jurisdiction's Expenditure Report (Schedule 1, line 20) and determine whether funds were expended within three years of receipt. Explain any differences.

Findings: The City received \$659,911 for the past three fiscal years ended June 30, 2019, 2020, and 2021. We agreed the fund balance of \$139,906 from the general ledger detail to the City's Expenditure Report (Schedule 1, line 20), with no differences. We determined funds were expended within three years of receipt. No exceptions were found as a result of this procedure.

6. Describe which fund the Eligible Jurisdiction used to track expenditures relating to Measure M2 Local Fair Share monies in its general ledger and the amount spent during the fiscal year ended June 30, 2021. Agree the total Local Fair Share expenditures per the general ledger to the amounts reflected on the Eligible Jurisdiction's Expenditure Report (Schedule 2, line 17, and detail listed at Schedule 4). Explain any differences.

Findings: The LFS expenditures were tracked in the City's general ledger by fund and object unit codes. The City recorded its LFS expenditures in its Measure M2 Fund (111) and various object unit codes. Total Measure M2 Local Fair Share expenditures per the general ledger during the fiscal year ended June 30, 2021 were \$221,174 (see Schedule A), which agreed to the City's Expenditure Report. (Schedule 2, line 17, and detail listed at Schedule 4). No exceptions were found as a result of this procedure.

7. Obtain the Eligible Jurisdiction's Seven-Year Capital Improvement Program (CIP). Compare the projects listed on the Eligible Jurisdiction's Expenditure Report (Schedule 4) to the Seven-Year CIP, explaining any differences. Select a sample of Measure M2 Local Fair Share expenditures from the Eligible Jurisdiction's general ledger expenditure detail. Describe the percentage of total expenditures selected for inspection. For each item selected perform the following:
 - a. Agree the dollar amount listed on the general ledger to supporting documentation, which may include a check copy or wire transfer, vendor invoice, payroll registers and timecards, journal vouchers or other appropriate supporting documentation; and
 - b. Determine that the expenditures selected in (a) above were related to projects included in the Eligible Jurisdiction's Seven-Year CIP and are properly classified as Measure M2 Local Fair Share projects.

Findings: We compared the projects listed on the City's Expenditure Report (Schedule 4) to the Seven-Year CIP, without any exception. We selected five direct Measure M2 Local Fair Share expenditures for inspection totaling \$114,555 representing approximately 52% of total direct Measure M2 Local Fair Share expenditures of \$221,174 for the fiscal year ended June 30, 2021. We agreed the dollar amount to supporting documentation and determined that the expenditures selected were related to projects included in the City's Seven-Year CIP and were properly classified as Measure M2 Local Fair Share projects. No exceptions were found as a result of this procedure.

8. Identify whether indirect costs were charged as Measure M2 Local Fair Share expenditures. If applicable, compare indirect costs identified to the amount reported on the Eligible Jurisdiction's Expenditure Report (Schedule 3, line 1). Explain any differences. If applicable, select a sample of charges. Describe the dollar amount inspected. Identify the amounts charged and inspect supporting documentation for reasonableness and appropriate methodology.

Findings: Based upon inspection of the general ledger detail, the Expenditure Report (Schedule 3, Line 1), and discussion with the City's accounting personnel, indirect costs were identified as Local Fair Share expenditures for the fiscal year ended June 30, 2021. We agreed \$650 of indirect costs per the Expenditure Report (Schedule 3, line 1) to the general ledger detail. We selected one charge for inspection with a total amount of \$650 representing 100% of the total indirect Local Fair Share costs. We recomputed the selected indirect costs using the City's allocation methodology and identified no exceptions. The indirect costs included the allocation of consulting charges for the purpose of the City's Annual Street Report. Upon inspecting the supporting documentation for the sample selected, we determined that the expenditure was properly classified as indirect Local Fair Share costs and were allowable per the Ordinance. No exceptions were found as a result of this procedure.

9. Obtain and inspect the Eligible Jurisdiction's interest allocation methodology and amount of interest allocated to the Measure M2 Local Fair Share Fund to ensure the proper amount of interest was credited. Agree the amount reflected to the amount of interest listed on the Eligible Jurisdiction's Expenditure Report (Schedule 2, line 4). Explain any differences.

Findings: We inspected the amount of interest allocated to the Measure M2 Local Fair Share Fund and agreed the amount reflected to the amount of interest totaling \$1,660 listed on the City's Expenditure Report (Schedule 2, line 4). We inspected the interest allocation methodology and recomputed the amount based on the interest allocation methodology. No exceptions were found as a result of this procedure.

10. Determine whether the Jurisdiction was found eligible by the Board of Directors for the applicable year (FY21) by inspecting the OCLTA Board agenda and action items.

Findings: No exceptions were found as a result of this procedure.

(Continued)

We were engaged by OCLTA to perform this agreed-upon procedures engagement and conducted our engagement in accordance with attestation standards established by the American Institute of Certified Public Accountants. We were not engaged to and did not conduct an examination or review engagement, the objective of which would be the expression of an opinion or conclusion, respectively, on the accounting records, any indirect cost allocation plans and compliance with the provisions of the Measure M2 Local Transportation Ordinance. Accordingly, we do not express such an opinion or conclusion. Had we performed additional procedures, other matters might have come to our attention that would have been reported to you.

We are required to be independent of the City's management and to meet our other ethical responsibilities, in accordance with the relevant ethical requirements related to our agreed-upon procedures engagement.

This report is intended solely for the information and use of and is not intended to be, and should not be, used by anyone other than the specified party.

A handwritten signature in black ink that reads "Crowe LLP". The signature is written in a cursive, flowing style.

Crowe LLP

Costa Mesa, California
March 3, 2022

CITY OF LAGUNA WOODS, CALIFORNIA
SCHEDULE OF MEASURE M2 LOCAL FAIR SHARE EXPENDITURES
Year ended June 30, 2021
(Unaudited)

SCHEDULE A

Maintenance of Effort (MOE) Expenditures:	
Maintenance	
Other Street Purpose Maintenance	\$ 104,578
Total MOE Expenditures	<u>\$ 104,578</u>
Measure M2 Local Fair Share Expenditures (Schedule 4):	
Street Lighting - Public Right-of-Way	\$ 28,633
Contract - Traffic Engineering	145,635
Contract - Traffic Signal Maintenance	46,256
Allowable Overhead Costs, Indirect	<u>650</u>
Total Measure M2 Local Fair Share Expenditures	<u>\$ 221,174</u>
Total MOE and Measure M2 Local Fair Share Expenditures	<u><u>\$ 325,752</u></u>

Note: The above amounts were taken directly from the financial records of the City of Laguna Woods and were not audited.

INDEPENDENT ACCOUNTANTS' REPORT ON
APPLYING AGREED-UPON PROCEDURES
CITY OF NEWPORT BEACH

Board of Directors
Orange County Local Transportation Authority and
the Taxpayers Oversight Committee of the
Orange County Local Transportation Authority
Orange, California

We have performed the procedures enumerated below, which were agreed to by the Taxpayers Oversight Committee of the Orange County Local Transportation Authority (OCLTA) (the specified party), related to the City of Newport Beach (City) compliance with certain provisions of the Measure M2 Local Transportation Ordinance (Ordinance) as of and for the fiscal year ended June 30, 2021. The City's management is responsible for compliance with the Ordinance and for its cash, revenue, and expenditure records.

The Taxpayers Oversight Committee of the OCLTA has agreed to and acknowledged that the procedures performed are appropriate to meet the intended purpose of the City compliance with certain provisions of the Ordinance as of and for the fiscal year ended June 30, 2021. We make no representation regarding the appropriateness of the procedures either for the purpose for which this report has been requested or for any other purpose. This report may not be suitable for any other purpose. The procedures performed may not address all the items of interest to a user of this report and may not meet the needs of all users of this report and, as such, users are responsible for determining whether the procedures performed are appropriate for their purposes. An agreed-upon procedures engagement involves performing specific procedures that the engaging party has agreed to and acknowledged to be appropriate for the intended purpose of the engagement and reporting on findings based on the procedures performed.

The procedures and associated findings were as follows:

1. Describe which funds the Eligible Jurisdiction used to track all street and road expenditures and inquire how the Eligible Jurisdiction identifies MOE expenditures in its general ledger.

Findings: The MOE expenditures were tracked in the City's general ledger by fund, account number, and organization code. The City recorded its MOE expenditures in its General Fund (010), Capital Projects Fund (012), as well as multiple organization codes that are specific to different areas of maintenance and capital improvement programs. No exceptions were found as a result of this procedure.

2. Obtain the detail of MOE expenditures for the fiscal year ended June 30, 2021 and determine whether the Eligible Jurisdiction met the minimum MOE requirement as outlined in the Measure M2 Eligibility Guidelines Fiscal Year 2020/2021. Agree the total MOE expenditures to the amount reported on the Eligible Jurisdiction's Expenditure Report (Schedule 3, Line 18). Explain any differences.

Findings: The City's MOE expenditures for the fiscal year ended June 30, 2021 were \$17,776,641 (see Schedule A), which exceeded the MOE benchmark requirement of \$12,547,102. We agreed the total expenditures of \$17,776,641 to the amount reported on the City's Expenditure Report (Schedule 3, line 18), with no differences. No exceptions were found as a result of this procedure.

(Continued)

3. Select a sample of MOE expenditures from the Eligible Jurisdiction's general ledger expenditure detail. Describe the percentage of total expenditures selected for inspection. For each item selected, perform the following:
 - a. Agree the dollar amount listed on the general ledger to supporting documentation, which may include a check copy or wire transfer, vendor invoice, payroll registers and timecards, journal voucher or other appropriate supporting documentation; and
 - b. Determine whether the expenditure was properly classified as a local street and road expenditure and is allowable per the Ordinance.

Findings: We selected 25 direct MOE expenditures totaling \$3,401,300, which represented approximately 46% of direct MOE expenditures of \$7,418,105 for the fiscal year ended June 30, 2021. No exceptions were found as a result of this procedure.

4. Identify whether indirect costs were charged as MOE expenditures. If applicable, compare indirect costs identified to the amount reported on the Eligible Jurisdiction's Expenditure Report (Schedule 3, line 1). Explain any differences. If applicable, obtain detail of indirect costs charged, and select a sample of charges for inspection. Inspect supporting documentation for reasonableness and appropriate methodology.

Findings: The City of Newport Beach reported \$10,358,536 in MOE indirect expenditures. Through inspection of the City's general ledger detail, Crowe identified \$621,170 of indirect costs that should have been reported as direct costs. Crowe selected 40 indirect MOE costs for inspection with a total amount of \$2,088,424 representing 21% of the total indirect MOE costs of \$9,737,366. Crowe determined all (100%) were developed from a written cost allocation plan for FY 11/12. Through further inspection of the City's indirect cost allocation plan, Crowe determined the methodology was reasonable. However, the allocation was based upon analysis of activities from over 10 years ago. No other exceptions were found as a result of this procedure.

5. Obtain a listing of Measure M2 Local Fair Share payments made from OCLTA to the Eligible Jurisdiction and calculate the amount the Eligible Jurisdiction received for the past three fiscal years. Obtain the fund balance of the Eligible Jurisdiction's Measure M2 Local Fair Share Fund as of June 30, 2021 and agree to the balance as listed on the Eligible Jurisdiction's Expenditure Report (Schedule 1, line 20) and determine whether funds were expended within three years of receipt. Explain any differences.

Findings: The City received \$5,820,095 for the past three fiscal years ended June 30, 2019, 2020, and 2021. We agreed the fund balance of \$3,159,550 from the general ledger detail to the City's Expenditure Report (Schedule 1, line 20), with no differences. We determined funds were expended within three years of receipt. No exceptions were found as a result of this procedure.

6. Describe which fund the Eligible Jurisdiction used to track expenditures relating to Measure M2 Local Fair Share monies in its general ledger and the amount spent during the fiscal year ended June 30, 2021. Agree the total Local Fair Share expenditures per the general ledger to the amounts reflected on the Eligible Jurisdiction's Expenditure Report (Schedule 2, line 17, and detail listed at Schedule 4). Explain any differences.

Findings: The LFS expenditures were tracked in the City's general ledger by fund and organization unit codes. The City recorded its LFS expenditures in its Measure M2 Fund (122) and various organization unit codes. Total Measure M2 Local Fair Share expenditures per the general ledger during the fiscal year ended June 30, 2021 were \$951,147 (see Schedule A), which agreed to the City's Expenditure Report. (Schedule 2, line 17, and detail listed at Schedule 4). No exceptions were found as a result of this procedure.

(Continued)

7. Obtain the Eligible Jurisdiction's Seven-Year Capital Improvement Program (CIP). Compare the projects listed on the Eligible Jurisdiction's Expenditure Report (Schedule 4) to the Seven-Year CIP, explaining any differences. Select a sample of Measure M2 Local Fair Share expenditures from the Eligible Jurisdiction's general ledger expenditure detail. Describe the percentage of total expenditures selected for inspection. For each item selected perform the following:
 - a. Agree the dollar amount listed on the general ledger to supporting documentation, which may include a check copy or wire transfer, vendor invoice, payroll registers and timecards, journal vouchers or other appropriate supporting documentation; and
 - b. Determine that the expenditures selected in (a) above were related to projects included in the Eligible Jurisdiction's Seven-Year CIP and are properly classified as Measure M2 Local Fair Share projects.

Findings: Crowe selected three Measure M2 Local Fair Share direct expenditures for inspection totaling \$760,458 representing approximately 80% of total Measure M2 direct Local Fair Share expenditures of \$951,147 for the fiscal year ended June 30, 2021. When comparing the projects listed on the Eligible Jurisdiction's Expenditure Report (Schedule 4) to the Seven-Year CIP, one expenditure in the amount of \$638,545 relating to a Concrete Street Pavement Reconstruction Project was not listed on the City's Seven-Year CIP. No other exceptions were found as a result of this procedure.

8. Identify whether indirect costs were charged as Measure M2 Local Fair Share expenditures. If applicable, compare indirect costs identified to the amount reported on the Eligible Jurisdiction's Expenditure Report (Schedule 3, line 1). Explain any differences. If applicable, select a sample of charges. Describe the dollar amount inspected. Identify the amounts charged and inspect supporting documentation for reasonableness and appropriate methodology.

Findings: Based upon inspection of the general ledger detail, the Expenditure Report (Schedule 3, Line 1), and discussion with the City's accounting personnel, no indirect costs were identified as Measure M2 Local Fair Share expenditures for the fiscal year ended June 30, 2021. No exceptions were found as a result of this procedure.

9. Obtain and inspect the Eligible Jurisdiction's interest allocation methodology and amount of interest allocated to the Measure M2 Local Fair Share Fund to ensure the proper amount of interest was credited. Agree the amount reflected to the amount of interest listed on the Eligible Jurisdiction's Expenditure Report (Schedule 2, line 4). Explain any differences.

Findings: We inspected the amount of interest allocated to the Measure M2 Local Fair Share Fund and agreed the amount reflected to the amount of interest totaling \$4,103 listed on the City's Expenditure Report (Schedule 2, line 4). We inspected the interest allocation methodology and recomputed the amount based on the interest allocation methodology. No exceptions were found as a result of this procedure.

10. Determine whether the Jurisdiction was found eligible by the Board of Directors for the applicable year (FY21) by inspecting the OCLTA Board agenda and action items.

Findings: No exceptions were found as a result of this procedure.

We were engaged by OCLTA to perform this agreed-upon procedures engagement and conducted our engagement in accordance with attestation standards established by the American Institute of Certified Public Accountants. We were not engaged to and did not conduct an examination or review engagement, the objective of which would be the expression of an opinion or conclusion, respectively, on the accounting records, any indirect cost allocation plans and compliance with the provisions of the Measure M2 Local Transportation Ordinance. Accordingly, we do not express such an opinion or conclusion. Had we performed additional procedures, other matters might have come to our attention that would have been reported to you.

We are required to be independent of the City's management and to meet our other ethical responsibilities, in accordance with the relevant ethical requirements related to our agreed-upon procedures engagement.

At the request of OCLTA, the City's responses to certain findings are included in Exhibit 1. The responses are included for the purpose of additional information and were not subjected to the procedures described above. Accordingly, we did not perform any procedures on the City's responses and express no assurance or opinion on them.

This report is intended solely for the information and use of and is not intended to be, and should not be, used by anyone other than the specified party.

A handwritten signature in black ink that reads "Crowe LLP". The signature is written in a cursive, flowing style.

Crowe LLP

Costa Mesa, California
March 7, 2022

CITY OF NEWPORT BEACH, CALIFORNIA
SCHEDULE OF MEASURE M2 LOCAL FAIR SHARE EXPENDITURES
Year ended June 30, 2021
(Unaudited)

	SCHEDULE A
Maintenance of Effort (MOE) Expenditures:	
Indirect and/ or Overhead - Schedule 3, line 1	\$ 10,358,536
Construction & Right-of-Way	
Street Reconstruction	868,587
Signals, Safety Devices, & Street Lights	468,211
Pedestrian Ways & Bikepaths	104,240
Storm Drains	<u>456,902</u>
Maintenance	
Overlay & Sealing	\$ 1,667,918
Street Lights & Traffic Signals	789,978
Other Street Purpose Maintenance	<u>3,062,269</u>
 Total MOE Expenditures	 <u>\$ 17,776,641</u>
 Measure M2 Local Fair Share Expenditures (Schedule 4):	
Concrete Street Pavement Reconstructon (12201-98000-18R21)	\$ 689,684
Bison Ave Pavement Rehabilitaion (12201-980000-19R21)	75,634
Balboa Peninsula Crosswalks Improvements (12201-980000-19T11)	108,831
Concrete Replacement Program (12201-980000-20R06)	<u>76,998</u>
 Total Measure M2 Local Fair Share Expenditures	 <u>\$ 951,147</u>
 Total MOE and Measure M2 Local Fair Share Expenditures	 <u><u>\$ 18,727,788</u></u>

Note: The above amounts were taken directly from the financial records of the City of Newport Beach and were not audited.



CITY OF NEWPORT BEACH

100 Civic Center Drive
Newport Beach, California 92660
949 644-3127 | 949 644-3339 FAX
newportbeachca.gov/finance

March 7, 2022

Board of Directors
Orange County Transportation Authority
and the Taxpayers Oversight Committee of the
Orange County Transportation Authority
550 South Main Street
Orange, California 92868

Dear Board of Directors:

The following response is being submitted to address results from the agreed-upon-procedures performed by Crowe LLP ("Crowe") for the Measure M2 Local Fair Share program on the City of Newport Beach as of and for the fiscal year ended June 30, 2021.

Procedure #4

Identify whether indirect costs were charged as MOE expenditures. If applicable, compare indirect costs identified to the amount reported on the Eligible Jurisdiction's Expenditure Report (Schedule 3, line 1). Explain any differences. If applicable, obtain detail of indirect costs charged, and select a sample of charges for inspection. Inspect supporting documentation for reasonableness and appropriate methodology.

Findings:

The City of Newport Beach reported \$10,358,536 in MOE indirect expenditures. Through inspection of the City's general ledger detail, Crowe identified \$621,170 of indirect costs that should have been reported as direct costs. Crowe selected 40 indirect MOE costs for inspection with a total amount of \$2,088,424 representing 21% of the total indirect MOE costs of \$9,737,366. Crowe determined all (100%) were developed from a written cost allocation plan for FY 11/12. Through further inspection of the City's indirect cost allocation plan, Crowe determined the methodology was reasonable. However, the allocation was based upon analysis of activities from over 10 years ago. No other exceptions were found as a result of this procedure.

City's Response:

The City concurs with Crowe's comment that \$621,170 of indirect costs should have been reported as direct costs. These costs were related to street- light and traffic- signal electricity. Going forward, the City will report these as direct costs. Additionally, the City agrees that the cost allocation methodology was reasonable. Going forward, the City will conduct a new indirect cost allocation plan more frequently, and has already started the process of updating the cost allocation plan to be used for fiscal year 2021-22.

Procedure #7

Obtain the Eligible Jurisdiction's Seven-Year Capital Improvement Program (CIP). Compare the projects listed on the Eligible Jurisdiction's Expenditure Report (Schedule 4) to the Seven-Year CIP, explaining any differences. Select a sample of Measure M2 Local Fair Share expenditures from the Eligible

Jurisdiction's general ledger expenditure detail. Describe the percentage of total expenditures selected for inspection. For each item selected perform the following:


- a. Agree the dollar amount listed on the general ledger to supporting documentation, which may include a check copy or wire transfer, vendor invoice, payroll registers and timecards, journal vouchers or other appropriate supporting documentation; and
- b. Determine that the expenditures selected in (a) above were related to projects included in the Eligible Jurisdiction's Seven-Year CIP and are properly classified as Measure M2 Local Fair Share projects.

Findings:

Crowe selected three Measure M2 Local Fair Share direct expenditures for inspection totaling \$760,458 representing approximately 80% of total Measure M2 direct Local Fair Share expenditures of \$951,147 for the fiscal year ended June 30, 2021. When comparing the projects listed on the Eligible Jurisdiction's Expenditure Report (Schedule 4) to the Seven-Year CIP, one expenditure in the amount of \$638,545 relating to a Concrete Street Pavement Reconstruction Project was not listed on the City's Seven-Year CIP. No other exceptions were found as a result of this procedure.


City's Response:

The City concurs with the comment that the Concrete Street Pavement Rehabilitation Project was not listed on the FY 2020-21 Measure M 7-year CIP. The full cost of the project in question was included in the FY 2019-20 Measure M 7-year CIP. The City has historically identified projects that may involve Measure M funds on the Measure M 7-year CIP that are programmed for the upcoming fiscal year. If the project is delayed or is still in progress after fiscal year end, remaining unappropriated funds for that project would roll over (rebudget) to the next fiscal year. We complete our Measure M 7-year CIP based on the City's draft CIP. If a project rolls over into subsequent fiscal years, then it would appear in the City's upcoming CIP and would be identified in the Measure M 7-year CIP (again). If a project is completed/hearing completion, with necessary funds appropriated and remaining unappropriated funds not needed, then it would not appear in the City's upcoming CIP and would not be identified in subsequent Measure M 7-year CIP. OCTA staff has been receptive of this approach and has approved all of the City's annual Measure M Eligibility submittals for the past 15+ years. Additionally, the Concrete Street Pavement Rehabilitation project was delayed due to the COVID-19 pandemic and the original contractor was unable to complete the contract. The City completed the remaining work in FY 2020-21 as part of a separate contract associated with Alleys Reconstruction Project, which was included in the FY 2020-21 Measure M CIP. Going forward, the City will include in the 7-year Measure M CIP any projects that may potentially have Measure M expenditures within that fiscal year.



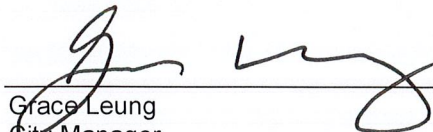
3/7/2022

Scott Catlett
Finance Director / Treasurer



3/7/2022

Dave Webb
Public Works Director



3/7/2022

Grace Leung
City Manager

INDEPENDENT ACCOUNTANTS' REPORT ON
APPLYING AGREED-UPON PROCEDURES
CITY OF YORBA LINDA

Board of Directors
Orange County Local Transportation Authority and
the Taxpayers Oversight Committee of the
Orange County Local Transportation Authority
Orange, California

We have performed the procedures enumerated below, which were agreed to by the Taxpayers Oversight Committee of the Orange County Local Transportation Authority (OCLTA) (the specified party), related to the City of Yorba Linda (City) compliance with certain provisions of the Measure M2 Local Transportation Ordinance (Ordinance) as of and for the fiscal year ended June 30, 2021. The City's management is responsible for compliance with the Ordinance and for its cash, revenue, and expenditure records.

The Taxpayers Oversight Committee of the OCLTA has agreed to and acknowledged that the procedures performed are appropriate to meet the intended purpose of the City compliance with certain provisions of the Ordinance as of and for the fiscal year ended June 30, 2021. We make no representation regarding the appropriateness of the procedures either for the purpose for which this report has been requested or for any other purpose. This report may not be suitable for any other purpose. The procedures performed may not address all the items of interest to a user of this report and may not meet the needs of all users of this report and, as such, users are responsible for determining whether the procedures performed are appropriate for their purposes. An agreed-upon procedures engagement involves performing specific procedures that the engaging party has agreed to and acknowledged to be appropriate for the intended purpose of the engagement and reporting on findings based on the procedures performed.

The procedures and associated findings were as follows:

1. Describe which funds the Eligible Jurisdiction used to track all street and road expenditures and inquire how the Eligible Jurisdiction identifies MOE expenditures in its general ledger.

Findings: The MOE expenditures were tracked in the City's general ledger by fund, organization codes, and account codes specific to different functions of maintenance. The City recorded its MOE expenditures in its General Fund (101), various organizational codes, and account codes. No exceptions were found as a result of this procedure.

2. Obtain the detail of MOE expenditures for the fiscal year ended June 30, 2021 and determine whether the Eligible Jurisdiction met the minimum MOE requirement as outlined in the Measure M2 Eligibility Guidelines Fiscal Year 2020/2021. Agree the total MOE expenditures to the amount reported on the Eligible Jurisdiction's Expenditure Report (Schedule 3, Line 18). Explain any differences.

Findings: The City's MOE expenditures for the fiscal year ended June 30, 2021 were \$3,559,334 (see Schedule A), which exceeded the MOE benchmark requirement of \$2,608,191. We agreed the total expenditures of \$3,559,334 to the amount reported on the City's Expenditure Report (Schedule 3, line 18), with no differences. No exceptions were found as a result of this procedure.

(Continued)

3. Select a sample of MOE expenditures from the Eligible Jurisdiction's general ledger expenditure detail. Describe the percentage of total expenditures selected for inspection. For each item selected, perform the following:
 - a. Agree the dollar amount listed on the general ledger to supporting documentation, which may include a check copy or wire transfer, vendor invoice, payroll registers and timecards, journal voucher or other appropriate supporting documentation; and
 - b. Determine whether the expenditure was properly classified as a local street and road expenditure and is allowable per the Ordinance.

Findings: City of Yorba Linda reported \$3,199,913 in MOE direct expenditures. Through inspection of the City's general ledger detail, Crowe identified \$470,426 of direct costs that should have been reported as indirect costs. We selected 25 direct MOE expenditures totaling \$1,216,002 for testing, which represented approximately 45% of direct MOE expenditures of \$2,729,460 for the fiscal year ended June 30, 2021. There were no exceptions resulting from the direct expenditures tested. Through procedure #4, Crowe determined the total amount of \$829,848 in indirect costs was not supported by a reasonable and appropriate methodology. As a result, this amount is considered disallowed, and should be removed from the total MOE expenditures. However, after removing these expenditures from total MOE expenditures, the City of Yorba Linda (Yorba Linda) continued to meet the MOE benchmark requirement. No other exceptions were found as a result of this procedure.

4. Identify whether indirect costs were charged as MOE expenditures. If applicable, compare indirect costs identified to the amount reported on the Eligible Jurisdiction's Expenditure Report (Schedule 3, line 1). Explain any differences. If applicable, obtain detail of indirect costs charged, and select a sample of charges for inspection. Inspect supporting documentation for reasonableness and appropriate methodology.

Findings: We selected 25 indirect MOE costs for inspection with a total amount of \$252,936 representing 30% of the total indirect MOE costs of \$829,848. Through inspection of supporting documentation, Crowe determined all indirect expenditures (100%) were considered disallowed due to the City's inability to provide support for a reasonable and appropriate methodology. As a result, the total amount of indirect costs should be removed from the total MOE expenditures. No other exceptions were found as a result of this procedure.

5. Obtain a listing of Measure M2 Local Fair Share payments made from OCLTA to the Eligible Jurisdiction and calculate the amount the Eligible Jurisdiction received for the past three fiscal years. Obtain the fund balance of the Eligible Jurisdiction's Measure M2 Local Fair Share Fund as of June 30, 2021 and agree to the balance as listed on the Eligible Jurisdiction's Expenditure Report (Schedule 1, line 20) and determine whether funds were expended within three years of receipt. Explain any differences.

Findings: The City received \$3,271,767 for the past three fiscal years ended June 30, 2019, 2020, and 2021. We agreed the fund balance of \$3,425,440 from the general ledger detail to the City's Expenditure Report (Schedule 1, line 20), with no differences. We determined funds were expended within three years of receipt. No exceptions were found as a result of this procedure.

6. Describe which fund the Eligible Jurisdiction used to track expenditures relating to Measure M2 Local Fair Share monies in its general ledger and the amount spent during the fiscal year ended June 30, 2021. Agree the total Local Fair Share expenditures per the general ledger to the amounts reflected on the Eligible Jurisdiction's Expenditure Report (Schedule 2, line 17, and detail listed at Schedule 4). Explain any differences.

Findings: The LFS expenditures were tracked in the City's general ledger by fund and budget unit. The City recorded its LFS expenditures in its Capital Expenditures Fund (212) and various budget units. Total Measure M2 Local Fair Share expenditures per the general ledger during the fiscal year ended June 30, 2021 were \$981,397 (see Schedule A), which agreed to the City's Expenditure Report.

(Continued)

(Schedule 2, line 17, and detail listed at Schedule 4). No exceptions were found as a result of this procedure.

7. Obtain the Eligible Jurisdiction's Seven-Year Capital Improvement Program (CIP). Compare the projects listed on the Eligible Jurisdiction's Expenditure Report (Schedule 4) to the Seven-Year CIP, explaining any differences. Select a sample of Measure M2 Local Fair Share expenditures from the Eligible Jurisdiction's general ledger expenditure detail. Describe the percentage of total expenditures selected for inspection. For each item selected perform the following:
 - a. Agree the dollar amount listed on the general ledger to supporting documentation, which may include a check copy or wire transfer, vendor invoice, payroll registers and timecards, journal vouchers or other appropriate supporting documentation; and
 - b. Determine that the expenditures selected in (a) above were related to projects included in the Eligible Jurisdiction's Seven-Year CIP and are properly classified as Measure M2 Local Fair Share projects.

Findings: We selected 8 Measure M2 Local Fair Share direct expenditures for inspection totaling \$759,361, representing approximately 77% of total Measure M2 direct Local Fair Share expenditures of \$981,397, for the fiscal year ended June 30, 2021. When comparing the projects listed on the Eligible Jurisdiction's Expenditure Report (Schedule 4) to the Seven-Year CIP, one expenditure in the amount of \$58,049, relating to Fairmont at Mustang Fields Project, was not listed on the City's Seven-Year CIP. No other exceptions were found as a result of this procedure.

8. Identify whether indirect costs were charged as Measure M2 Local Fair Share expenditures. If applicable, compare indirect costs identified to the amount reported on the Eligible Jurisdiction's Expenditure Report (Schedule 3, line 1). Explain any differences. If applicable, select a sample of charges. Describe the dollar amount inspected. Identify the amounts charged and inspect supporting documentation for reasonableness and appropriate methodology.

Findings: Based upon inspection of the general ledger detail, the Expenditure Report (Schedule 3, Line 1), and discussion with the City's accounting personnel, no indirect costs were identified as Local Fair Share expenditures for the fiscal year ended June 30, 2021. No other exceptions were found as a result of this procedure.

9. Obtain and inspect the Eligible Jurisdiction's interest allocation methodology and amount of interest allocated to the Measure M2 Local Fair Share Fund to ensure the proper amount of interest was credited. Agree the amount reflected to the amount of interest listed on the Eligible Jurisdiction's Expenditure Report (Schedule 2, line 4). Explain any differences.

Findings: We inspected the amount of interest allocated to the Measure M2 Local Fair Share Fund and agreed the amount reflected to the amount of interest totaling \$9,450 listed on the City's Expenditure Report (Schedule 2, line 4). We inspected the interest allocation methodology and recomputed the amount based on the interest allocation methodology. No exceptions were found as a result of this procedure.

10. Determine whether the Jurisdiction was found eligible by the Board of Directors for the applicable year (FY21) by inspecting the OCLTA Board agenda and action items.

Findings: No exceptions were found as a result of this procedure.

We were engaged by OCLTA to perform this agreed-upon procedures engagement and conducted our engagement in accordance with attestation standards established by the American Institute of Certified Public Accountants. We were not engaged to and did not conduct an examination or review engagement, the objective of which would be the expression of an opinion or conclusion, respectively, on the accounting records, any indirect cost allocation plans and compliance with the provisions of the Measure M2 Local Transportation Ordinance. Accordingly, we do not express such an opinion or conclusion. Had we performed additional procedures, other matters might have come to our attention that would have been reported to you.

We are required to be independent of the City's management and to meet our other ethical responsibilities, in accordance with the relevant ethical requirements related to our agreed-upon procedures engagement.

At the request of OCLTA, the City's responses to certain findings are included in Exhibit 1. The responses are included for the purpose of additional information and were not subjected to the procedures described above. Accordingly, we did not perform any procedures on the City's responses and express no assurance or opinion on them.

This report is intended solely for the information and use of and is not intended to be, and should not be, used by anyone other than the specified party.

A handwritten signature in black ink that reads "Crowe LLP". The signature is written in a cursive, flowing style.

Crowe LLP

Costa Mesa, California
March 2, 2022

CITY OF YORBA LINDA, CALIFORNIA
SCHEDULE OF MEASURE M2 LOCAL FAIR SHARE EXPENDITURES
Year ended June 30, 2021
(Unaudited)

	SCHEDULE A
Maintenance of Effort (MOE) Expenditures:	
Indirect and/ or Overhead - Schedule 3, line 1	\$ 829,848
Maintenance	
Street Lights & Traffic Signals	\$ 672,663
Other Street Purpose Maintenance	<u>2,056,823</u>
 Total MOE Expenditures	 <u>\$ 3,559,334</u>
 Measure M2 Local Fair Share Expenditures (Schedule 4):	
Fairmont At Mustang Fields	\$ 61,035
Street/Pavement Maintenance Program	719,275
Traffic Calming	161,351
Traffic Signal Timing	23,333
Yorba Linda Widening - La Palma to SR91	<u>16,403</u>
 Total Measure M2 Local Fair Share Expenditures	 <u>\$ 981,397</u>
 Total MOE and Measure M2 Local Fair Share Expenditures	 <u>\$ 4,540,731</u>

Note: The above amounts were taken directly from the financial records of the City of Yorba Linda and were not audited.



CITY of YORBA LINDA

FINANCE DEPARTMENT

March 2, 2022

Board of Directors
Orange County Local Transportation Authority
and the Taxpayers Oversight Committee of the
Orange County Local Transportation Authority
Orange, California

The following response is being submitted to address results from the agreed upon procedures performed for the Measure M2 Local Fair Share program for the City of Yorba Linda as of and for the fiscal year ended June 30, 2021.

Procedure #3

Select a sample of MOE expenditures from the Eligible Jurisdiction's general ledger expenditure detail. Describe the percentage of total expenditures selected for inspection. For each item selected, perform the following:

- a. Agree the dollar amount listed on the general ledger to supporting documentation, which may include a check copy or wire transfer, vendor invoice, payroll registers and timecards, journal voucher or other appropriate supporting documentation; and
- b. Determine whether the expenditure was properly classified as a local street and road expenditure and is allowable per the Ordinance.

Findings: City of Yorba Linda reported \$3,199,913 in MOE direct expenditures. Through inspection of the City's general ledger detail, Crowe identified \$470,426 of direct costs that should have been reported as indirect costs. We selected 25 direct MOE expenditures totaling \$1,216,002 for testing, which represented approximately 45% of direct MOE expenditures of \$2,729,460 for the fiscal year ended June 30, 2021. There were no exceptions resulting from the direct expenditures tested. Through procedure #4, Crowe determined the total amount of \$829,848 in indirect costs was not supported by a reasonable and appropriate methodology. As a result, this amount is considered disallowed, and should be removed from the total MOE expenditures. However, after removing these expenditures from total MOE expenditures, the City of Yorba Linda (Yorba Linda) continued to meet the MOE benchmark requirement. No other exceptions were found as a result of this procedure.


City's Response:

The amount classified as indirect costs and later identified as direct costs, represent expenditures allocated per the former Public Works Director's methodology. The supporting documents for this methodology are no longer available. The City is currently working with an outside consultant on a Cost Allocation Plan. We will work with our consultant to produce a plan to calculate indirect costs related to MOE. The City will only charge indirect costs once a cost allocation plan has been developed. The City will report the direct and indirect costs in the correct categories going forward.

Procedure #4

Identify whether indirect costs were charged as MOE expenditures. If applicable, compare indirect costs identified to the amount reported on the Eligible Jurisdiction's Expenditure Report (Schedule 3, line 1). Explain any differences. If applicable, obtain detail of indirect costs charged, and select a sample of charges for inspection. Inspect supporting documentation for reasonableness and appropriate methodology.

Findings: We selected 25 indirect MOE costs for inspection with a total amount of \$252,936 representing 30% of the total indirect MOE costs of \$829,848. Through inspection of supporting documentation, Crowe determined all indirect expenditures (100%) were considered disallowed due to the City's inability to provide support for a



CITY of YORBA LINDA

FINANCE DEPARTMENT

reasonable and appropriate methodology. As a result, the total amount of indirect costs should be removed from the total MOE expenditures.

City's Response:

The City's methodology for calculating indirect MOE expenditures was produced by the City's previous Public Works Director. His records to back up the percentages reflected in staff's work papers are no longer available. The City, with the help of an outside consultant, is currently preparing a Cost Allocation Plan. We will make sure to address indirect costs related to MOE in this study. The City will only charge indirect costs once a cost allocation plan has been developed. The City will report the direct and indirect costs in the correct categories going forward.

Procedure #7

Obtain the Eligible Jurisdiction's Seven-Year Capital Improvement Program (CIP). Compare the projects listed on the Eligible Jurisdiction's Expenditure Report (Schedule 4) to the Seven-Year CIP, explaining any differences. Select a sample of Measure M2 Local Fair Share expenditures from the Eligible Jurisdiction's general ledger expenditure detail. Describe the percentage of total expenditures selected for inspection. For each item selected perform the following:

- a. Agree the dollar amount listed on the general ledger to supporting documentation, which may include a check copy or wire transfer, vendor invoice, payroll registers and timecards, journal vouchers or other appropriate supporting documentation; and
- b. Determine that the expenditures selected in (a) above were related to projects included in the Eligible Jurisdiction's Seven-Year CIP and are properly classified as Measure M2 Local Fair Share projects.

Findings: We selected 8 Measure M2 Local Fair Share direct expenditures for inspection totaling \$752,361, representing approximately 77% of total Measure M2 direct Local Fair Share expenditures of \$981,397, for the fiscal year ended June 30, 2021. When comparing the projects listed on the Eligible Jurisdiction's Expenditure Report (Schedule 4) to the Seven-Year CIP, one expenditure in the amount of \$58,049, relating to Fairmont at Mustang Field Project, was not listed on the City's Seven-Year CIP. No other exceptions were found as a result of this procedure.

City's Response:

Funds were first appropriated for Fairmont at Mustang Fields project in the City's Seven Year CIP in FY 17/18. The project funds were then carried over for several years until construction was completed in FY 20/21. The City's submittal of the OCTA Fundtracker Database annual CIP project list included the Fairmont at Mustang Fields in each of the carryover years between FY 18/19 and FY 19/20 (see attached). The project was inadvertently excluded from the City's Seven Year CIP in FY 20/21, but the project funds were noted as carryover in the prior year submittal (FY 19/20) of the Annual OCTA Fundtracker Database. The City will include all eligible projects in the City's Seven Year CIP going forward.

Mark Pulone, City Manager

Dianna Honeywell, Finance Director / City Treasurer

Jamie Lai, Public Works Director / City Engineer

SUMMARY OF AGREED-UPON PROCEDURES REPORTS
Orange County Local Transportation Authority
Measure M2 Senior Mobility Program for the Year Ended June 30, 2021

City	Result	City Management Response
Irvine	Two of four monthly reports tested were not submitted within 30 days of month end.	Management has implemented a corrective action plan to ensure monthly reports are submitted within the required 30 day period. Staff will now be required to forward evidence of timely submittal to supervisory personnel by the 15th day following month end.
Orange	The City of Orange reported \$48,471 of direct expenditures as administrative costs on its expenditure report. The costs represented payments to Cabco Yellow, Inc., for taxi services provided as part of the Senior Mobility Program (SMP).	Management acknowledges the error and will properly report direct costs going forward.
Rancho Santa Margarita	None	Not Applicable
Seal Beach	The City of Seal Beach (Seal Beach) reported total SMP expenditures of \$124,184 on its expenditure report; however, per the general ledger detail, total expenditures were \$129,184, a variance of \$5,000.	Management will reflect the additional \$5,000 in the upcoming SMP report.
	Seal Beach reported a fund balance of negative \$146,028 on its expenditure report; however, per the general ledger detail, the fund balance was negative \$146,063, a variance of \$35.	Management will correct this variance in the current fiscal year.
Westminster	The City of Westminster reported \$5,948 in administrative costs as direct expenditures on its expenditure report.	Management will properly report these as administrative costs in future reports.

**ORANGE COUNTY LOCAL
TRANSPORTATION AUTHORITY
MEASURE M2 SENIOR MOBILITY PROGRAM
AGREED-UPON PROCEDURES REPORTS
Year Ended June 30, 2021**

**ORANGE COUNTY LOCAL
TRANSPORTATION AUTHORITY**

MEASURE M2 SENIOR MOBILITY PROGRAM

AGREED-UPON PROCEDURES REPORTS

Year Ended June 30, 2021

The cities listed below were selected by the Audit Subcommittee of the Taxpayers Oversight Committee to perform agreed-upon procedures for the fiscal year ended June 30, 2021. Please refer to the individual divider tab for our report on each Agency.

City of Irvine

City of Orange

City of Rancho Santa Margarita

City of Seal Beach

City of Westminster

INDEPENDENT ACCOUNTANTS' REPORT
ON APPLYING AGREED-UPON PROCEDURES
CITY OF IRVINE

Board of Directors
Orange County Local Transportation Authority
and the Taxpayers Oversight Committee of the
Orange County Local Transportation Authority
Orange, California

We have performed the procedures enumerated below, which were agreed to by the Taxpayers Oversight Committee of the Orange County Local Transportation Authority (OCLTA) (the specified party), related to the City of Irvine's (City) compliance with certain provisions of the Measure M2 Local Transportation Ordinance (Ordinance) as of and for the fiscal year ended June 30, 2021. The City's management is responsible for compliance with the Ordinance and for its cash, revenue and expenditure records.

The Taxpayers Oversight Committee of the OCLTA has agreed to and acknowledged that the procedures performed are appropriate to meet the intended purpose of the City compliance with certain provisions of the Ordinance as of and for the fiscal year ended June 30, 2021. We make no representation regarding the appropriateness of the procedures either for the purpose for which this report has been requested or for any other purpose. This report may not be suitable for any other purpose. The procedures performed may not address all the items of interest to a user of this report and may not meet the needs of all users of this report and, as such, users are responsible for determining whether the procedures performed are appropriate for their purposes. An agreed-upon procedures engagement involves performing specific procedures that the engaging party has agreed to and acknowledged to be appropriate for the intended purpose of the engagement and reporting on findings based on the procedures performed.

The procedures and associated findings were as follows:

1. Obtain and read the Cooperative Agreement for the Senior Mobility Program between OCLTA and the Eligible Jurisdiction and determine that the agreement was properly approved and executed.

Findings: No exceptions were found as a result of this procedure.

2. Describe which fund(s) the Eligible Jurisdiction used to track expenditures relating to Measure M2 Senior Mobility Program monies in its general ledger and the amount spent during the fiscal year ended June 30, 2021. Agree to amount listed as expended on Eligible Jurisdiction's Expenditure Report (Schedule 2, line 21 for Project U). Explain any differences.

Findings: The City's expenditures related to the Measure M2 Senior Mobility Program were tracked in the general ledger by fund, and activity code. The City recorded its Senior Mobility Program expenditures in its General Fund (1), and activity code (3078). The City reported \$183,396 in program expenditures on the Expenditure Report (Schedule 2, line 21 for Project U) which agreed to the M2 funded portion of total expenditures, excluding the match funds. No exceptions were found as a result of this procedure.

(Continued)

3. Obtain a listing of Measure M2 Senior Mobility Program payments made from OCLTA to the Eligible Jurisdiction and calculate the amount the Eligible Jurisdiction received for the past three fiscal years. Obtain the fund balance of the Eligible Jurisdiction's Measure M2 Senior Mobility Program as of June 30, 2021, agree to the balance as listed on the Eligible Jurisdictions' Expenditure Report (Schedule 1, line 24) and determine whether funds were expended within three years of receipt. For payments received during the fiscal year ended June 30, 2021, agree to amount listed as received on the Eligible Jurisdiction's Expenditure Report (Schedule 2, line 8 for Project U). Explain any differences.

Findings: The City received \$549,581 for the past three fiscal years ended June 30, 2019, 2020 and 2021. We compared the fund balance of \$0 from the general ledger detail to the fund balance reported in the City's Expenditure Report (Schedule 1, line 24) of \$0; no difference was identified. We determined funds were expended within three years of receipt. We agreed payments received from OCLTA totaling \$183,396 during the fiscal year ended June 30, 2021, to the general ledger detail and to the amount listed as received on the City's Expenditure Report (Schedule 2, line 8 for Project U) without exception. No exceptions were identified as a result of this procedure.

4. Obtain and inspect the Eligible Jurisdiction's interest allocation and fare collection methodologies to ensure the proper amount of interest/program revenue was credited to the Measure M2 Senior Mobility Program Fund. Agree the amount reflected to the amount of interest listed on the Eligible Jurisdiction's Expenditure Report (Schedule 2, line 8 – Project U). Explain any differences.

Findings: Based on the Expenditure Report (Schedule 2, line 8 – Project U), the City reported \$0 in interest revenue. Per discussion with the City's accounting personnel and inspection of the general ledger expenditure detail, no interest revenues were identified for the fiscal year ended June 30, 2021. We inspected the interest allocation methodology. The City of Irvine methodology for interest calculation was to calculate the average monthly cash balance to determine if interest should be allocated to the program. Given that the City had monthly negative cash balances for the entire fiscal year, no interest was allocated to the program. Additionally, we inquired of City personnel and inspected the City's general ledger detail regarding fare collection methodologies. Fares were collected by the City of Irvine and properly credited to the Senior Mobility Program fund. No exceptions were found as a result of this procedure.

5. Determine that the Eligible Jurisdiction satisfied the requirement of twenty percent (20%) matching of the total annual formula allocation (i.e., accrual-basis funding allocation) for the fiscal year ended June 30, 2021.

Findings: We received the City's general ledger detail of matching expenditures, scanned for the types and sources of matching and agreed to supporting documentation, such as invoices, to determine whether the match amounts were justifiable and acceptable under the Ordinance and Measure M2 Project U Senior/Disabled Program Funding Policy Guidelines. The total match expenditures amounted to \$404,693 which was approximately 69% of the total expenditures of \$588,088 (M2 funded portion of \$183,395 and City's matching portion of \$404,693) which agreed to the City's general ledger detail of the M2 total expenditures. No exceptions were found as a result of this procedure.

6. Select a sample of Measure M2 Senior Mobility Program expenditures from the Eligible Jurisdiction's general ledger expenditure detail. Describe the percentage of total expenditures selected for inspection. For each item selected perform the following:
 - a. Agree the dollar amount listed on the general ledger to supporting documentation, which may include a check copy or wire transfer, vendor invoice, payroll registers and timecards, journal vouchers or other appropriate supporting documentation; and
 - b. Determine whether the expenditures selected in (a) above are exclusively for Senior Mobility Program and meets requirements outlined in the Measure M2 Project U Senior/Disabled Program Funding Policy Guidelines and the cooperative agreement.

(Continued)

Findings: We selected 25 Measure M2 Senior Mobility Program expenditures for inspection totaling \$82,742 representing approximately 45% of total Measure M2 Senior Mobility Program expenditures for the fiscal year ended June 30, 2021. We agreed the dollar amount to supporting documentation and determined that the expenditures selected were used exclusively for the Senior Mobility Program and met the requirements outlined in the Measure M2 Project U Senior/ Disabled Program Funding Policy Guidelines and the Cooperative Agreement. No exceptions were found as a result of this procedure.

7. Inquire as to the procedures used by the Eligible Jurisdictions to ensure that services are provided only to eligible participants in accordance with the Measure M2 Project U Senior/Disabled Program Funding Policy Guidelines and the cooperative agreement.

Findings: We inquired of management as to the procedures used to ensure services are provided only to eligible participants. Any person who wants to join the Senior Transportation Program must fill out an application and provide a copy of their driver's license or Department of Motor Vehicles issued identification card for age verification. The City then verifies that the applicant is a resident of the City of Irvine, and 60 years of age or older in accordance with the Senior/Disabled Program Funding Policy Guidelines and the Cooperative Agreement. The City also maintains a copy of each application and the forms of verification on file. No exceptions were found as a result of this procedure.

8. Identify whether administrative costs were charged as Measure M2 Senior Mobility Program expenditures. If applicable, confirm that administrative costs do not exceed 10 percent, as dictated in Measure M2 Project U Senior/Disabled Program Funding Policy Guidelines.

Findings: Based on the Expenditure Report (Schedule 3, line 1), the City reported \$0 in administrative costs. Per discussion with the City's accounting personnel and inspection of the general ledger expenditure detail, no administrative costs were identified as Measure M2 Senior Mobility Program expenditures for the fiscal year ended June 30, 2021. No exceptions were found as a result of this procedure.

9. Determine if the Eligible Jurisdiction contracts with a third-party service provider to provide senior transportation service, and perform the following:
 - a. Determine whether Contractor was selected using a competitive procurement process.
 - b. Inspect the contract agreement to ensure that wheelchair accessible vehicles are available and used as needed.

Findings: Based on interview with City personnel and inspection of the general ledger detail of expenditures, the City did not contract with a third-party provider to provide senior transportation services under the Senior Mobility Program. As a result, we did not perform the procedures listed above.

10. Obtain the proof of insurance coverage for the Eligible Jurisdiction's Contractor and perform the following:
 - a. Inspect the insurance coverage to ensure the terms satisfy the requirements established in the Cooperative Agreement.
 - b. Determine whether the current year proof of insurance was submitted and is on file with OCLTA in accordance with the Cooperative Agreement.

Findings: We obtained and inspected the insurance coverage for the City of Irvine that used in-house staff to provide services for the Senior Mobility Program, and determined that the requirements established in the Cooperative Agreement were met. Additionally, the current year proof of insurance for the City was submitted and on file with OCLTA. No exceptions were found as a result of this procedure.

11. Obtain and sample four monthly summary operations reports and determine whether the reports were properly prepared and submitted by the last day of the following month.

Findings: We sampled four monthly summary reports (November 2020, December 2020, February 2021, and June 2021). OCLTA staff confirmed that reports were received on the following dates:

<u>Reporting Month</u>	<u>Due Date</u>	<u>Date Received</u>	<u>Days Late</u>
November 2020	December 31, 2020	December 31, 2020	-
December 2020	January 31, 2021	January 29, 2021	-
February 2021	March 31, 2021	April 12, 2021	12
June 2021	July 31, 2021	August 9, 2021	9

Through inspection, we determined that two of the four reports were not submitted within 30 days of month end to OCLTA. No other exceptions were found as a result of this procedure.

We were engaged by OCLTA to perform this agreed-upon procedures engagement and conducted our engagement in accordance with attestation standards established by the American Institute of Certified Public Accountants. We were not engaged to and did not conduct an examination or review engagement, the objective of which would be the expression of an opinion or conclusion, respectively, on the accounting records, any indirect cost allocation plans and compliance with the provisions of the Measure M2 Local Transportation Ordinance. Accordingly, we do not express such an opinion or conclusion. Had we performed additional procedures, other matters might have come to our attention that would have been reported to you.

We are required to be independent of the City’s management and to meet our other ethical responsibilities, in accordance with the relevant ethical requirements related to our agreed-upon procedures engagement.

At the request of OCLTA, the City’s responses to certain findings are included in Exhibit 1. The responses are included for the purpose of additional information and were not subjected to the procedures described above. Accordingly, we did not perform any procedures on the City’s responses and express no assurance or opinion on them.

This report is intended solely for the information and use of and is not intended to be, and should not be, used by anyone other than the specified party.



Crowe LLP

Costa Mesa, California
March 7, 2022

CITY OF IRVINE, CALIFORNIA
SCHEDULE OF MEASURE M2 SENIOR MOBILITY PROGRAM EXPENDITURES
Year ended June 30, 2021
(Unaudited)

SCHEDULE A

Measure M2 Senior Mobility Program Expenditures:	
Indirect and/ or Overhead - Schedule 3, line 1	\$ -
Other Senior Mobility Project U	<u>183,396</u>
 Total Measure M2 Senior Mobility Program Expenditures	 <u>\$ 183,396</u>

Note: The above amounts were taken directly from the financial records of the City of Irvine and were not audited.



March 7, 2022

Board of Directors
 Orange County Local Transportation Authority and the
 Taxpayers Oversight Committee of the
 Orange County Local Transportation Authority
 Orange, California

RE: Measure M2 Senior Mobility Program City of Irvine Audit Response

The following response is being submitted to address results from the agreed upon procedures performed for the Measure M2 Senior Mobility Program (SMP) for the City of Irvine (City) as of and for the fiscal year ended June 30, 2021.

Procedure #11

Obtain and sample four monthly summary operations reports and determine whether the reports were properly prepared and submitted by the last day of the following month.

Findings: We sampled four monthly summary reports (November 2020, December 2020, February 2021, and June 2021). Orange County Local Transportation Authority (OCLTA) staff confirmed that reports were received on the following dates:

<u>Reporting Month</u>	<u>Due Date</u>	<u>Date Received</u>	<u>Days Late</u>
November 2020	December 31, 2020	December 31, 2020	-
December 2020	January 31, 2021	January 29, 2021	-
February 2021	March 31, 2021	April 12, 2021	12
June 2021	July 31, 2021	August 9, 2021	9

Through inspection, we determined that two of the four reports were not submitted within 30 days of month end. No other exceptions were found as a result of this procedure.

City's Response:

City staff acknowledges the late submittal of SMP Operational Reports for the months of February and June 2021. The reports were submitted outside of the 30 day-window due to staff error. During program year 2020-21, reports were submitted via document attachment and email to OCLTA Community Transportation Coordinator. That method did not allow management to ensure timely submittal of SMP reports.

Measure M2 Senior Mobility Program
City of Irvine Audit Response
Page 2

The City has implemented a corrective action plan to ensure SMP reports are submitted within the required 30 day period. OCLTA implemented a new system for the submittal of SMP reports in August 2021. The new electronic portal sends out a confirmation email to the reporting party with each successful upload. To ensure the timely submittal of SMP reports, staff responsible for submittal is required to forward receipts to Supervisor by the 15th day of the following month. Additionally, the City has designated alternate staff to submit SMP reports in the absence of primary staff responsible for this task. The City is confident that with these measures in place, SMP reports will be submitted as required.

DocuSigned by:

Therese Washle

F1BECB4C9D2D465...

Therese Washle, Finance Officer

DocuSigned by:

Pamela Baird

46506B37878044F...

Pamela Baird, Director of Community
Services

DocuSigned by:

Oliver Chi

7800AA719A2B4C7...

Oliver Chi, City Manager

INDEPENDENT ACCOUNTANTS' REPORT
ON APPLYING AGREED-UPON PROCEDURES
CITY OF ORANGE

Board of Directors
Orange County Local Transportation Authority
and the Taxpayers Oversight Committee of the
Orange County Local Transportation Authority
Orange, California

We have performed the procedures enumerated below, which were agreed to by the Taxpayers Oversight Committee of the Orange County Local Transportation Authority (OCLTA) (the specified party), related to the City of Orange's (City) compliance with certain provisions of the Measure M2 Local Transportation Ordinance (Ordinance) as of and for the fiscal year ended June 30, 2021. The City's management is responsible for compliance with the Ordinance and for its cash, revenue and expenditure records.

The Taxpayers Oversight Committee of the OCLTA has agreed to and acknowledged that the procedures performed are appropriate to meet the intended purpose of the City compliance with certain provisions of the Ordinance as of and for the fiscal year ended June 30, 2021. We make no representation regarding the appropriateness of the procedures either for the purpose for which this report has been requested or for any other purpose. This report may not be suitable for any other purpose. The procedures performed may not address all the items of interest to a user of this report and may not meet the needs of all users of this report and, as such, users are responsible for determining whether the procedures performed are appropriate for their purposes. An agreed-upon procedures engagement involves performing specific procedures that the engaging party has agreed to and acknowledged to be appropriate for the intended purpose of the engagement and reporting on findings based on the procedures performed.

The procedures and associated findings were as follows:

1. Obtain and read the Cooperative Agreement for the Senior Mobility Program between OCLTA and the Eligible Jurisdiction and determine that the agreement was properly approved and executed.

Findings: No exceptions were found as a result of this procedure.

2. Describe which fund(s) the Eligible Jurisdiction used to track expenditures relating to Measure M2 Senior Mobility Program monies in its general ledger and the amount spent during the fiscal year ended June 30, 2021. Agree to amount listed as expended on Eligible Jurisdiction's Expenditure Report (Schedule 2, line 21 for Project U). Explain any differences.

Findings: The City's expenditures related to the Measure M2 Senior Mobility Program were tracked in the general ledger by fund, and program number. The City recorded its Senior Mobility Program expenditures in its Senior Transportation Grant Fund (263), and program number (20385). The City reported \$50,126 in program expenditures on the Expenditure Report (Schedule 2, line 21 for Project U) which agreed to the M2 funded portion of total expenditures, excluding the match funds. No exceptions were found as a result of this procedure.

(Continued)

3. Obtain a listing of Measure M2 Senior Mobility Program payments made from OCLTA to the Eligible Jurisdiction and calculate the amount the Eligible Jurisdiction received for the past three fiscal years. Obtain the fund balance of the Eligible Jurisdiction's Measure M2 Senior Mobility Program as of June 30, 2021, agree to the balance as listed on the Eligible Jurisdictions' Expenditure Report (Schedule 1, line 24) and determine whether funds were expended within three years of receipt. For payments received during the fiscal year ended June 30, 2021, agree to amount listed as received on the Eligible Jurisdiction's Expenditure Report (Schedule 2, line 8 for Project U). Explain any differences.

Findings: The City received \$409,790 for the past three fiscal years ended June 30, 2019, 2020 and 2021. We compared the fund balance of \$277,422 from the general ledger detail to the fund balance reported in the City's Expenditure Report (Schedule 1, line 24) of \$277,422; no difference was identified. We determined funds were expended within three years of receipt. We agreed payments received from OCLTA totaling \$136,747 during the fiscal year ended June 30, 2021, to the general ledger detail and to the amount listed as received on the City's Expenditure Report (Schedule 2, line 8 for Project U) without exception. No exceptions were identified as a result of this procedure.

4. Obtain and inspect the Eligible Jurisdiction's interest allocation and fare collection methodologies to ensure the proper amount of interest/program revenue was credited to the Measure M2 Senior Mobility Program Fund. Agree the amount reflected to the amount of interest listed on the Eligible Jurisdiction's Expenditure Report (Schedule 2, line 8 – Project U). Explain any differences.

Findings: We obtained and inspected the City's interest allocation methodology. We identified interest income of \$1,655, which was calculated by multiplying the average monthly cash balance for all the Senior Mobility Program projects of \$261,074 and the average Senior Transportation Grant Fund interest rate of 0.63%. The City reported \$1,655 of interest income for the year ended June 30, 2021 which agreed to the City's Expenditure Report (Schedule 2, Line 8 for Project U). Additionally, we inquired of City personnel and inspected the City's general ledger detail regarding fare collection methodologies. Fares are collected by Cabco Yellow, Inc. for the Senior Mobility Program. The revenues were properly credited to the program. No exceptions were found as a result of this procedure.

5. Determine that the Eligible Jurisdiction satisfied the requirement of twenty percent (20%) matching of the total annual formula allocation (i.e., accrual-basis funding allocation) for the fiscal year ended June 30, 2021.

Findings: We received the City's general ledger detail of matching expenditures, scanned for the types and sources of matching and agreed to supporting documentation, such as invoices, to determine whether the match amounts were justifiable and acceptable under the Ordinance and the Measure M2 Project U Senior/Disabled Program Funding Policy Guidelines. The total match expenditures amounted to \$30,128 which was approximately 38% of the total expenditures of \$80,254 (M2 funded portion of \$50,126 and City's matching portion of \$30,128) which agreed to the City's general ledger detail of the M2 total expenditures. No exceptions were found as a result of this procedure.

6. Select a sample of Measure M2 Senior Mobility Program expenditures from the Eligible Jurisdiction's general ledger expenditure detail. Describe the percentage of total expenditures selected for inspection. For each item selected perform the following:
 - a. Agree the dollar amount listed on the general ledger to supporting documentation, which may include a check copy or wire transfer, vendor invoice, payroll registers and timecards, journal vouchers or other appropriate supporting documentation; and
 - b. Determine whether the expenditures selected in (a) above are exclusively for Senior Mobility Program and meets requirements outlined in the Measure M2 Project U Senior/Disabled Program Funding Policy Guidelines and the cooperative agreement.

(Continued)

Findings: We selected 8 Measure M2 Senior Mobility Program expenditures for inspection totaling \$37,997 representing approximately 76% of total Measure M2 Senior Mobility Program expenditures for the fiscal year ended June 30, 2021. We agreed the dollar amount to supporting documentation and determined that the expenditures selected were used exclusively for the Senior Mobility Program and met the requirements outlined in the Measure M2 Project U Senior/ Disabled Program Funding Policy Guidelines and the Cooperative Agreement. No exceptions were found as a result of this procedure.

7. Inquire as to the procedures used by the Eligible Jurisdictions to ensure that services are provided only to eligible participants in accordance with the Measure M2 Project U Senior/Disabled Program Funding Policy Guidelines and the cooperative agreement.

Findings: We inquired of management as to the procedures used to ensure services are provided only to eligible participants. Any person who wants to join the Senior Transportation Program must fill out an application and provide a copy of their driver's license or Department of Motor Vehicles issued identification card for age verification. The City then verifies that the applicant is a resident of the City of Orange, and 60 years of age or older in accordance with the Senior/Disabled Program Funding Policy Guidelines and the Cooperative Agreement. The City also maintains a copy of each application and the forms of verification on file. No exceptions were found as a result of this procedure.

8. Identify whether administrative costs were charged as Measure M2 Senior Mobility Program expenditures. If applicable, confirm that administrative costs do not exceed 10 percent, as dictated in Measure M2 Project U Senior/Disabled Program Funding Policy Guidelines.

Findings: Based on the Expenditure Report (Schedule 3, line 1), the City reported \$48,471 in administrative costs. Per discussion with the City's accounting personnel, inspection of the general ledger expenditure detail, and testing of the expenditure detail, the \$48,471 reported as administrative costs was actually for taxi services provided by Cabco Yellow, Inc. and should have been reported as SMP direct charges under (Other) charges on the City's Expenditure Report (Schedule 3, line 17). No other exceptions were found as a result of the procedure.

9. Determine if the Eligible Jurisdiction contracts with a third-party service provider to provide senior transportation service, and perform the following:
 - a. Determine whether Contractor was selected using a competitive procurement process.
 - b. Inspect the contract agreement to ensure that wheelchair accessible vehicles are available and used as needed.

Findings: Based on interview with City personnel, the City contracted with Cabco Yellow, Inc. to provide senior transportation services under the Senior Mobility Program. From inspecting the Cabco Yellow, Inc. procurement document, we found that the contractor was selected using a competitive procurement process. In addition, per inspection of the original contract, we found the language requiring that wheelchair accessible vehicles be made available and used as needed was included, as required. No exceptions were found as a result of this procedure.

10. Obtain the proof of insurance coverage for the Eligible Jurisdiction's Contractor and perform the following:
 - a. Inspect the insurance coverage to ensure the terms satisfy the requirements established in the Cooperative Agreement.
 - b. Determine whether the current year proof of insurance was submitted and is on file with OCLTA in accordance with the Cooperative Agreement.

Findings: We obtained and inspected the insurance coverage for the contractor, and determined that the requirements established in the Cooperative Agreement were met. Additionally, the current year proof of insurance for the City's contractor was submitted and on file with OCLTA. No exceptions were found as a result of this procedure.

(Continued)

11. Obtain and sample four monthly summary operations reports and determine whether the reports were properly prepared and submitted by the last day of the following month.

Findings: We sampled four monthly summary reports (November 2020, December 2020, February 2021, and June 2021). Through inspection, we determined all four reports were timely submitted within 30 days of the following month end. OCLTA staff confirmed that reports were received on the following dates:

<u>Reporting Month</u>	<u>Due Date</u>	<u>Date Received</u>	<u>Days Late</u>
November 2020	December 31, 2020	December 23, 2020	-
December 2020	January 31, 2021	January 29, 2021	-
February 2021	March 31, 2021	March 25, 2021	-
June 2021	July 31, 2021	July 29, 2021	-

No exceptions were found as a result of this procedure.

We were engaged by OCLTA to perform this agreed-upon procedures engagement and conducted our engagement in accordance with attestation standards established by the American Institute of Certified Public Accountants. We were not engaged to and did not conduct an examination or review engagement, the objective of which would be the expression of an opinion or conclusion, respectively, on the accounting records, any indirect cost allocation plans and compliance with the provisions of the Measure M2 Local Transportation Ordinance. Accordingly, we do not express such an opinion or conclusion. Had we performed additional procedures, other matters might have come to our attention that would have been reported to you.

We are required to be independent of the City’s management and to meet our other ethical responsibilities, in accordance with the relevant ethical requirements related to our agreed-upon procedures engagement.

At the request of OCLTA, the City’s responses to certain findings are included in Exhibit 1. The responses are included for the purpose of additional information and were not subjected to the procedures described above. Accordingly, we did not perform any procedures on the City’s responses and express no assurance.

This report is intended solely for the information and use of and is not intended to be, and should not be, used by anyone other than the specified party.

Crowe LLP


Costa Mesa, California
March 2, 2022

CITY OF ORANGE, CALIFORNIA
SCHEDULE OF MEASURE M2 SENIOR MOBILITY PROGRAM EXPENDITURES
Year ended June 30, 2021
(Unaudited)

SCHEDULE A

Measure M2 Senior Mobility Program Expenditures:	
Indirect and/ or Overhead - Schedule 3, line 1	\$ -
Other Senior Mobility Project U	<u>50,126</u>
 Total Measure M2 Senior Mobility Program Expenditures	 <u><u>\$ 50,126</u></u>

Note: The above amounts were taken directly from the financial records of the City of Orange and were not audited.



CITY OF ORANGE

FINANCE DEPARTMENT

www.cityoforange.org

PHONE: (714) 744-2230 • FAX: (714) 744-2245

March 2, 2022

Board of Directors
Orange County Local Transportation Authority
and the Taxpayers Oversight Committee of the
Orange County Local Transportation Authority
Orange, California

The following response is being submitted to address results from the agreed upon procedures performed for the Measure M2 Senior Mobility program for the City of Orange as of and for the fiscal year ended June 30, 2021.

Procedure #8

Identify whether administrative costs were charged as Measure M2 Senior Mobility Program expenditures. If applicable, confirm that administrative costs do not exceed 10 percent, as dictated in Measure M2 Project U Senior/Disabled Program Funding Policy Guidelines.

Findings: Based on the Expenditure Report (Schedule 3, line 1), the City reported \$48,471 in administrative costs. Per discussion with the City's accounting personnel, inspection of the general ledger expenditure detail, and testing of the expenditure detail, these costs were actually for taxi services provided by Cabco Yellow, Inc. and should have been reported as SMP direct charges under (Other) charges on the City's Expenditure Report (Schedule 3, line 17). No other exceptions were found as a result of the procedure.

City's Response:

The City acknowledges the misclassification and we will ensure that we will report direct cost on Schedule 3, line 17 instead of line 1 in the future.

Tom Hatch, Interim City Manager

Will Kolbow, Assistant City Manager -
Administrative Services DirectorBonnie Hagan, Assistant City Manager -
Community Services Director

INDEPENDENT ACCOUNTANTS' REPORT
ON APPLYING AGREED-UPON PROCEDURES
CITY OF RANCHO SANTA MARGARITA

Board of Directors
Orange County Local Transportation Authority
and the Taxpayers Oversight Committee of the
Orange County Local Transportation Authority
Orange, California

We have performed the procedures enumerated below, which were agreed to by the Taxpayers Oversight Committee of the Orange County Local Transportation Authority (OCLTA) (the specified party), related to the City of Rancho Santa Margarita's (City) compliance with certain provisions of the Measure M2 Local Transportation Ordinance (Ordinance) as of and for the fiscal year ended June 30, 2021. The City's management is responsible for compliance with the Ordinance and for its cash, revenue and expenditure records.

The Taxpayers Oversight Committee of the OCLTA has agreed to and acknowledged that the procedures performed are appropriate to meet the intended purpose of the City compliance with certain provisions of the Ordinance as of and for the fiscal year ended June 30, 2021. We make no representation regarding the appropriateness of the procedures either for the purpose for which this report has been requested or for any other purpose. This report may not be suitable for any other purpose. The procedures performed may not address all the items of interest to a user of this report and may not meet the needs of all users of this report and, as such, users are responsible for determining whether the procedures performed are appropriate for their purposes. An agreed-upon procedures engagement involves performing specific procedures that the engaging party has agreed to and acknowledged to be appropriate for the intended purpose of the engagement and reporting on findings based on the procedures performed.

The procedures and associated findings were as follows:

1. Obtain and read the Cooperative Agreement for the Senior Mobility Program between OCLTA and the Eligible Jurisdiction and determine that the agreement was properly approved and executed.

Findings: No exceptions were found as a result of this procedure.

2. Describe which fund(s) the Eligible Jurisdiction used to track expenditures relating to Measure M2 Senior Mobility Program monies in its general ledger and the amount spent during the fiscal year ended June 30, 2021. Agree to amount listed as expended on Eligible Jurisdiction's Expenditure Report (Schedule 2, line 21 for Project U). Explain any differences.

Findings: The City's expenditures related to the Measure M2 Senior Mobility Program were tracked in the general ledger by fund, and program number. The City recorded its Senior Mobility Program expenditures in its General Fund (100), and Senior Mobility Program (710-674). The City reported \$7,084 in program expenditures on the Expenditure Report (Schedule 2, line 21 for Project U) which agreed to the M2 funded portion of total expenditures, excluding the match funds. No exceptions were found as a result of this procedure.

(Continued)

3. Obtain a listing of Measure M2 Senior Mobility Program payments made from OCLTA to the Eligible Jurisdiction and calculate the amount the Eligible Jurisdiction received for the past three fiscal years. Obtain the fund balance of the Eligible Jurisdiction's Measure M2 Senior Mobility Program as of June 30, 2021, agree to the balance as listed on the Eligible Jurisdictions' Expenditure Report (Schedule 1, line 24) and determine whether funds were expended within three years of receipt. For payments received during the fiscal year ended June 30, 2021, agree to amount listed as received on the Eligible Jurisdiction's Expenditure Report (Schedule 2, line 8 for Project U). Explain any differences.

Findings: The City received \$86,923 for the past three fiscal years ended June 30, 2019, 2020 and 2021. We compared the fund balance of \$53,890 from the general ledger detail to the fund balance reported in the City's Expenditure Report (Schedule 1, line 24) of \$53,890; no difference was identified. We determined funds were expended within three years of receipt. We agreed payments received from OCLTA totaling \$29,006 during the fiscal year ended June 30, 2021, to the general ledger detail and to the amount listed as received on the City's Expenditure Report (Schedule 2, line 8 for Project U) without exception. No exceptions were identified as a result of this procedure.

4. Obtain and inspect the Eligible Jurisdiction's interest allocation and fare collection methodologies to ensure the proper amount of interest/program revenue was credited to the Measure M2 Senior Mobility Program Fund. Agree the amount reflected to the amount of interest listed on the Eligible Jurisdiction's Expenditure Report (Schedule 2, line 8 – Project U). Explain any differences.

Findings: We obtained and inspected the City's interest allocation methodology. We identified interest income of \$502, which was calculated by determining the percentage of Senior Mobility Program (SMP) annual cash balance in General Fund (GF). The Senior Mobility Program (SMP) cash balance percentage was then applied to the annual interest income generated by General Fund cash balance of \$365,236.25 and the General Fund interest rate of 0.1375%. The City reported \$502 of interest income for the year ended June 30, 2021 which agreed to the City's Expenditure Report (Schedule 2, Line 8 for Project U). Additionally, we inquired of City personnel and inspected the City's general ledger detail regarding fare collection methodologies. The City did not charge fares for senior transportation services during the year. No exceptions were found as a result of this procedure.

5. Determine that the Eligible Jurisdiction satisfied the requirement of twenty percent (20%) matching of the total annual formula allocation (i.e., accrual-basis funding allocation) for the fiscal year ended June 30, 2021.

Findings: We received the City's general ledger detail of matching expenditures, scanned for the types and sources of matching and agreed to supporting documentation, such as invoices, to determine whether the match amounts were justifiable and acceptable under the Ordinance and Measure M2 Project U Senior/Disabled Program Funding Policy Guidelines. The total match expenditures amounted to \$3,638 which was approximately 33.9% of the total expenditures of \$10,722 (M2 funded portion of \$7,084 and City's matching portion of \$3,638) which agreed to the City's general ledger detail of the M2 total expenditures. No exceptions were found as a result of this procedure.

6. Select a sample of Measure M2 Senior Mobility Program expenditures from the Eligible Jurisdiction's general ledger expenditure detail. Describe the percentage of total expenditures selected for inspection. For each item selected perform the following:
 - a. Agree the dollar amount listed on the general ledger to supporting documentation, which may include a check copy or wire transfer, vendor invoice, payroll registers and timecards, journal vouchers or other appropriate supporting documentation; and
 - b. Determine whether the expenditures selected in (a) above are exclusively for Senior Mobility Program and meets requirements outlined in the Measure M2 Project U Senior/Disabled Program Funding Policy Guidelines and the cooperative agreement.

(Continued)

Findings: We selected 8 Measure M2 Senior Mobility Program expenditures for inspection totaling \$5,198 representing approximately 73% of total Measure M2 Senior Mobility Program expenditures for the fiscal year ended June 30, 2021. We agreed the dollar amount to supporting documentation and determined that the expenditures selected were used exclusively for the Senior Mobility Program and met the requirements outlined in the Measure M2 Project U Senior/ Disabled Program Funding Policy Guidelines and the Cooperative Agreement. No exceptions were found as a result of this procedure.

7. Inquire as to the procedures used by the Eligible Jurisdictions to ensure that services are provided only to eligible participants in accordance with the Measure M2 Project U Senior/Disabled Program Funding Policy Guidelines and the cooperative agreement.

Findings: We inquired of management as to the procedures used to ensure services are provided only to eligible participants. Any person who wants to join the Senior Transportation Program must fill out an application and provide a copy of their driver's license or Department of Motor Vehicles issued identification card for age verification. The City then verifies that the applicant is a resident of the City of Rancho Santa Margarita, and 60 years of age or older in accordance with the Senior/Disabled Program Funding Policy Guidelines and the Cooperative Agreement. The City also maintains a copy of each application and the forms of verification on file. No exceptions were found as a result of this procedure.

8. Identify whether administrative costs were charged as Measure M2 Senior Mobility Program expenditures. If applicable, confirm that administrative costs do not exceed 10 percent, as dictated in Measure M2 Project U Senior/Disabled Program Funding Policy Guidelines.

Findings: Based on the Expenditure Report (Schedule 3, line 1), the City reported \$0 in administrative costs. Per discussion with the City's accounting personnel and inspection of the general ledger expenditure detail, no administrative costs were identified as Measure M2 Senior Mobility Program expenditures for the fiscal year ended June 30, 2021. No exceptions were found as a result of this procedure.

9. Determine if the Eligible Jurisdiction contracts with a third-party service provider to provide senior transportation service, and perform the following:
 - a. Determine whether Contractor was selected using a competitive procurement process.
 - b. Inspect the contract agreement to ensure that wheelchair accessible vehicles are available and used as needed.

Findings: Based on interview with City personnel, the City contracted with CABCO Yellow, Inc to provide senior transportation services under the Senior Mobility Program. From inspecting the CABCO Yellow, Inc procurement document, we found that the contractor was selected using a competitive procurement process. In addition, per inspection of the original contract, we found the language requiring that wheelchair accessible vehicles be made available and used as needed was included, as required. No exceptions were found as a result of this procedure.

10. Obtain the proof of insurance coverage for the Eligible Jurisdiction's Contractor and perform the following:
 - a. Inspect the insurance coverage to ensure the terms satisfy the requirements established in the Cooperative Agreement.
 - b. Determine whether the current year proof of insurance was submitted and is on file with OCLTA in accordance with the Cooperative Agreement.

Findings: We obtained and inspected the insurance coverage for the contractor, and determined that the requirements established in the Cooperative Agreement were met. Additionally, the current year proof of insurance for the City's contractor was submitted and on file with OCLTA. No exceptions were found as a result of this procedure.

(Continued)

11. Obtain and sample four monthly summary operations reports and determine whether the reports were properly prepared and submitted by the last day of the following month.

Findings: We sampled four monthly summary reports (November 2020, December 2020, February 2021, and June 2021). Through inspection, we determined all four reports were timely submitted within 30 days of the following month end. OCLTA staff confirmed that reports were received on the following dates:

<u>Reporting Month</u>	<u>Due Date</u>	<u>Date Received</u>	<u>Days Late</u>
November 2020	December 31, 2020	December 3, 2020	-
December 2020	January 31, 2021	January 11, 2021	-
February 2021	March 31, 2021	March 3, 2021	-
June 2021	July 31, 2021	July 8, 2021	-

No exceptions were found as a result of this procedure.

We were engaged by OCLTA to perform this agreed-upon procedures engagement and conducted our engagement in accordance with attestation standards established by the American Institute of Certified Public Accountants. We were not engaged to and did not conduct an examination or review engagement, the objective of which would be the expression of an opinion or conclusion, respectively, on the accounting records, any indirect cost allocation plans and compliance with the provisions of the Measure M2 Local Transportation Ordinance. Accordingly, we do not express such an opinion or conclusion. Had we performed additional procedures, other matters might have come to our attention that would have been reported to you.

We are required to be independent of the City’s management and to meet our other ethical responsibilities, in accordance with the relevant ethical requirements related to our agreed-upon procedures engagement.

This report is intended solely for the information and use of and is not intended to be, and should not be, used by anyone other than the specified party.

Crowe LLP

Costa Mesa, California
March 2, 2022

CITY OF RANCHO SANTA MARGARITA, CALIFORNIA
SCHEDULE OF MEASURE M2 SENIOR MOBILITY PROGRAM EXPENDITURES
Year ended June 30, 2021
(Unaudited)

SCHEDULE A

Measure M2 Senior Mobility Program Expenditures:	
Indirect and/ or Overhead - Schedule 3, line 1	\$ -
Other Senior Mobility Project U	<u>7,084</u>
 Total Measure M2 Senior Mobility Program Expenditures	 <u><u>\$ 7,084</u></u>

Note: The above amounts were taken directly from the financial records of the City of Rancho Santa Margarita and were not audited.

INDEPENDENT ACCOUNTANTS' REPORT
ON APPLYING AGREED-UPON PROCEDURES
CITY OF SEAL BEACH

Board of Directors
Orange County Local Transportation Authority
and the Taxpayers Oversight Committee of the
Orange County Local Transportation Authority
Orange, California

We have performed the procedures enumerated below, which were agreed to by the Taxpayers Oversight Committee of the Orange County Local Transportation Authority (OCLTA) (the specified party), related to the City of Seal Beach's (City) compliance with certain provisions of the Measure M2 Local Transportation Ordinance (Ordinance) as of and for the fiscal year ended June 30, 2021. The City's management is responsible for compliance with the Ordinance and for its cash, revenue and expenditure records.

The Taxpayers Oversight Committee of the OCLTA has agreed to and acknowledged that the procedures performed are appropriate to meet the intended purpose of the City compliance with certain provisions of the Ordinance as of and for the fiscal year ended June 30, 2021. We make no representation regarding the appropriateness of the procedures either for the purpose for which this report has been requested or for any other purpose. This report may not be suitable for any other purpose. The procedures performed may not address all the items of interest to a user of this report and may not meet the needs of all users of this report and, as such, users are responsible for determining whether the procedures performed are appropriate for their purposes. An agreed-upon procedures engagement involves performing specific procedures that the engaging party has agreed to and acknowledged to be appropriate for the intended purpose of the engagement and reporting on findings based on the procedures performed.

The procedures and associated findings were as follows:

1. Obtain and read the Cooperative Agreement for the Senior Mobility Program between OCLTA and the Eligible Jurisdiction and determine that the agreement was properly approved and executed.

Findings: No exceptions were found as a result of this procedure.

2. Describe which fund(s) the Eligible Jurisdiction used to track expenditures relating to the Measure M2 Senior Mobility Program monies in its general ledger and the amount spent during the fiscal year ended June 30, 2021. Agree to amount listed as expended on Eligible Jurisdiction's Expenditure Report (Schedule 2, line 21 for Project U). Explain any differences.

Findings: The City's expenditures related to Measure M2 Senior Mobility Program were tracked in the general ledger by fund, and program number. The City recorded its Senior Mobility Program expenditures in its General Fund (1), and Senior Bus Program (16). The City reported total SMP expenditures of \$124,184 on its Expenditure Report (Schedule 2, line 21 for Project U) for fiscal year 2021. The actual total SMP expenditures per the general ledger detail was \$129,184 (M2 funded portion of \$73,020 and City's matching portion of \$56,164), a variance of \$5,000. No other exceptions were found as a result of the procedure.

(Continued)

3. Obtain a listing of Measure M2 Senior Mobility Program payments made from OCLTA to the Eligible Jurisdiction and calculate the amount the Eligible Jurisdiction received for the past three fiscal years. Obtain the fund balance of the Eligible Jurisdiction's Measure M2 Senior Mobility Program as of June 30, 2021, agree to the balance as listed on the Eligible Jurisdictions' Expenditure Report (Schedule 1, line 24) and determine whether funds were expended within three years of receipt. For payments received during the fiscal year ended June 30, 2021, agree to amount listed as received on the Eligible Jurisdiction's Expenditure Report (Schedule 2, line 8 for Project U). Explain any differences.

Findings: The City received \$218,818 for the past three fiscal years ended June 30, 2019, 2020 and 2021. We compared the fund balance of negative \$146,063 from the general ledger detail to the fund balance reported in the City's Expenditure Report (Schedule 1, line 24) of negative \$146,028; a variance of \$35 was identified. We determined funds were expended within three years of receipt. We agreed payments received from OCLTA totaling \$73,020 during the fiscal year ended June 30, 2021, to the general ledger detail and to the amount listed as received on the City's Expenditure Report (Schedule 2, line 8 for Project U) without exception. No other exceptions were identified as a result of this procedure.

4. Obtain and inspect the Eligible Jurisdiction's interest allocation and fare collection methodologies to ensure the proper amount of interest/program revenue was credited to the Measure M2 Senior Mobility Program Fund. Agree the amount reflected to the amount of interest listed on the Eligible Jurisdiction's Expenditure Report (Schedule 2, line 8 – Project U). Explain any differences.

Findings: Based on the Expenditure Report (Schedule 2, line 8 – Project U), the City reported \$0 in interest revenue. Per discussion with the City's accounting personnel and inspection of the general ledger expenditure detail, no interest revenues were identified as Measure M2 Senior Mobility Program expenditures for the fiscal year ended June 30, 2021. We inspected the interest allocation methodology. The City of Seal Beach methodology for interest calculation was to calculate the average monthly cash balance to determine if interest should be allocated to the program monthly for the fiscal year ended June 30, 2021. Given that the City had monthly negative cash balances for the entire fiscal year, no interest was allocated to the SMP. Additionally, we inquired of City personnel regarding fare collection methodologies. The City did not charge fares for senior transportation services during the year. No exceptions were found as a result of this procedure.

5. Determine that the Eligible Jurisdiction satisfied the requirement of twenty percent (20%) matching of the total annual formula allocation (i.e., accrual-basis funding allocation) for the fiscal year ended June 30, 2021.

Findings: We received the City's general ledger detail of matching expenditures, scanned for the types and sources of matching and agreed to supporting documentation, such as invoices, to determine whether the match amounts were justifiable and acceptable under the Ordinance and Measure M2 Project U Senior/Disabled Program Funding Policy Guidelines. The total match expenditures amounted to \$56,164 which was approximately 44% of the total expenditures of \$129,184 (M2 funded portion of \$73,020 and City's matching portion of \$56,164) which agreed to the City's general ledger detail of the M2 total expenditures. No exceptions were found as a result of this procedure.

6. Select a sample of Measure M2 Senior Mobility Program expenditures from the Eligible Jurisdiction's general ledger expenditure detail. Describe the percentage of total expenditures selected for inspection. For each item selected perform the following:
 - a. Agree the dollar amount listed on the general ledger to supporting documentation, which may include a check copy or wire transfer, vendor invoice, payroll registers and timecards, journal vouchers or other appropriate supporting documentation; and
 - b. Determine whether the expenditures selected in (a) above are exclusively for Senior Mobility Program and meets requirements outlined in the Measure M2 Project U Senior/Disabled Program Funding Policy Guidelines and the cooperative agreement.

(Continued)

Findings: We selected 20 Measure M2 Senior Mobility Program expenditures for inspection totaling \$51,928 representing approximately 71% of total Measure M2 Senior Mobility Program expenditures for the fiscal year ended June 30, 2021. We agreed the dollar amount to supporting documentation and determined that the expenditures selected were used exclusively for the Senior Mobility Program and met the requirements outlined in the Measure M2 Project U Senior/ Disabled Program Funding Policy Guidelines and the Cooperative Agreement. No exceptions were found as a result of this procedure.

7. Inquire as to the procedures used by the Eligible Jurisdictions to ensure that services are provided only to eligible participants in accordance with the Measure M2 Project U Senior/Disabled Program Funding Policy Guidelines and the cooperative agreement.

Findings: We inquired of management as to the procedures used to ensure services are provided only to eligible participants. Any person who wants to join the Senior Transportation Program must fill out an application and provide a copy of their driver's license or Department of Motor Vehicles issued identification card for age verification. The City then verifies that the applicant is a resident of the City of Seal Beach, and 60 years of age or older in accordance with the Senior/Disabled Program Funding Policy Guidelines and the Cooperative Agreement. The City also maintains a copy of each application and the forms of verification on file. No exceptions were found as a result of this procedure.

8. Identify whether administrative costs were charged as Measure M2 Senior Mobility Program expenditures. If applicable, confirm that administrative costs do not exceed 10 percent, as dictated in Measure M2 Project U Senior/Disabled Program Funding Policy Guidelines.

Findings: Based on the Expenditure Report (Schedule 3, line 1), the City reported \$0 in administrative costs. Per discussion with the City's accounting personnel and inspection of the general ledger expenditure detail, no administrative costs were identified as Measure M2 Senior Mobility Program expenditures for the fiscal year ended June 30, 2021. No exceptions were found as a result of this procedure.

9. Determine if the Eligible Jurisdiction contracts with a third-party service provider to provide senior transportation service, and perform the following:
 - a. Determine whether Contractor was selected using a competitive procurement process.
 - b. Inspect the contract agreement to ensure that wheelchair accessible vehicles are available and used as needed.

Findings: Based on interview with City personnel, the City contracted with Cabco Yellow, Inc. to provide senior transportation services under the Senior Mobility Program. From inspecting the Cabco Yellow, Inc. procurement document, we found that the contractor was selected using a competitive procurement process. In addition, per inspection of the original contract, we found the language requiring that wheelchair accessible vehicles be made available and used as needed was included, as required. No exceptions were found as a result of this procedure.

10. Obtain the proof of insurance coverage for the Eligible Jurisdiction's Contractor and perform the following:
 - a. Inspect the insurance coverage to ensure the terms satisfy the requirements established in the Cooperative Agreement.
 - b. Determine whether the current year proof of insurance was submitted and is on file with OCLTA in accordance with the Cooperative Agreement.

Findings: We obtained and inspected the insurance coverage for the contractor, and determined that the requirements established in the Cooperative Agreement were met. Additionally, the current year proof of insurance for the City's contractor was submitted and on file with OCLTA. No exceptions were found as a result of this procedure.

(Continued)

11. Obtain and sample four monthly summary operations reports and determine whether the reports were properly prepared and submitted by the last day of the following month.

Findings: We sampled four monthly summary reports (November 2020, December 2020, February 2021, and June 2021). Through inspection, we determined all four reports were timely submitted within 30 days of the following month end. OCLTA staff confirmed that reports were received on the following dates:

<u>Reporting Month</u>	<u>Due Date</u>	<u>Date Received</u>	<u>Days Late</u>
November 2020	December 31, 2020	December 3, 2020	-
December 2020	January 31, 2021	January 4, 2021	-
February 2021	March 31, 2021	March 4, 2021	-
June 2021	July 31, 2021	July 21, 2021	-

No exceptions were found as a result of this procedure.

We were engaged by OCLTA to perform this agreed-upon procedures engagement and conducted our engagement in accordance with attestation standards established by the American Institute of Certified Public Accountants. We were not engaged to and did not conduct an examination or review engagement, the objective of which would be the expression of an opinion or conclusion, respectively, on the accounting records, any indirect cost allocation plans and compliance with the provisions of the Measure M2 Local Transportation Ordinance. Accordingly, we do not express such an opinion or conclusion. Had we performed additional procedures, other matters might have come to our attention that would have been reported to you.

We are required to be independent of the City’s management and to meet our other ethical responsibilities, in accordance with the relevant ethical requirements related to our agreed-upon procedures engagement.

At the request of OCLTA, the City’s responses to certain findings are included in Exhibit 1. The responses are included for the purpose of additional information and were not subjected to the procedures described above. Accordingly, we did not perform any procedures on the City’s responses and express no assurance or opinion on them.

This report is intended solely for the information and use of and is not intended to be, and should not be, used by anyone other than the specified party.



Crowe LLP

Costa Mesa, California
March 9, 2022

CITY OF SEAL BEACH, CALIFORNIA
SCHEDULE OF MEASURE M2 SENIOR MOBILITY PROGRAM EXPENDITURES
Year ended June 30, 2021
(Unaudited)

SCHEDULE A

Measure M2 Senior Mobility Program Expenditures:	
Indirect and/ or Overhead - Schedule 3, line 1	\$ -
Other Senior Mobility Project U	<u>73,020</u>
 Total Measure M2 Senior Mobility Program Expenditures	 <u>\$ 73,020</u>

Note: The above amounts were taken directly from the financial records of the City of Seal Beach and were not audited.



Exhibit 1

March 09, 2022

Board of Directors
Orange County Local Transportation Authority
and the Taxpayers Oversight Committee of the
Orange County Local Transportation Authority
Orange, California

The following response is being submitted to address results from the agreed upon procedures performed for the Measure M2 Senior Mobility program for the City of Seal Beach as of and for the fiscal year ended June 30, 2021.

Procedure #2

Describe which fund(s) the Eligible Jurisdiction used to track expenditures relating to Measure M2 Senior Mobility Program monies in its general ledger and the amount spent during the fiscal year ended June 30, 2021. Agree to amount listed as expended on Eligible Jurisdiction's Expenditure Report (Schedule 2, line 21 for Project U). Explain any differences.

Findings: The City's expenditures related to Measure M2 Senior Mobility Program were tracked in the general ledger by fund, and program number. The City recorded its Senior Mobility Program expenditures in its General Fund (1), and Senior Bus Program (16). The City reported total SMP expenditures of \$124,184 on its Expenditure Report (Schedule 2, line 21 for Project U) for fiscal year 2021. The actual total SMP expenditures per the general ledger detail was \$129,184 (M2 funded portion of \$73,020 and City's matching portion of \$56,164), a variance of \$5,000. No other exceptions were found as a result of the procedure.

Procedure #3

Obtain a listing of Measure M2 Senior Mobility Program payments made from OCLTA to the Eligible Jurisdiction and calculate the amount the Eligible Jurisdiction received for the past three fiscal years. Obtain the fund balance of the Eligible Jurisdiction's Measure M2 Senior Mobility Program as of June 30, 2021, agree to the balance as listed on the Eligible Jurisdiction's Expenditure Report (Schedule 1, line 24) and determine whether funds were expended within three years of receipt. For payments received during the fiscal year ended June 30, 2021, agree to amount listed as received on the Eligible Jurisdiction's Expenditure Report (Schedule 2, line 8 for Project U). Explain any differences.

Findings: The City received \$218,818 for the past three fiscal years ended June 30, 2019, 2020 and 2021. We compared the fund balance of negative \$146,063 from the general ledger detail to the fund balance reported in the City's Expenditure Report (Schedule 1, line 24) of negative \$146,028; a variance of -\$35 was identified. We determined funds were expended within three years of receipt. We agreed payments received from OCLTA totaling \$73,020 during the fiscal year ended June 30, 2021, to the general ledger detail and to the amount listed as received on the City's Expenditure Report (Schedule 2, line 8 for Project U) without exception. No other exceptions were identified as a result of this procedure.

City's Response: The City agrees with the finding of \$5,000 variance. The \$5,000 will be included in the upcoming SMP report. As for the \$35 variance in fund balance, we will do a correction in the current fiscal year.

Jill R. Ingram CM
Name and Title of Responsible Party

[Signature] Community Development Director
Name and Title of Responsible Party

[Signature], Interim Finance Director
Name and Title of Responsible Party

INDEPENDENT ACCOUNTANTS' REPORT
ON APPLYING AGREED-UPON PROCEDURES
CITY OF WESTMINSTER

Board of Directors
Orange County Local Transportation Authority
and the Taxpayers Oversight Committee of the
Orange County Local Transportation Authority
Orange, California

We have performed the procedures enumerated below, which were agreed to by the Taxpayers Oversight Committee of the Orange County Local Transportation Authority (OCLTA) (the specified party), related to the City of Westminster's (City) compliance with certain provisions of the Measure M2 Local Transportation Ordinance (Ordinance) as of and for the fiscal year ended June 30, 2021. The City's management is responsible for compliance with the Ordinance and for its cash, revenue and expenditure records.

The Taxpayers Oversight Committee of the OCLTA has agreed to and acknowledged that the procedures performed are appropriate to meet the intended purpose of the City compliance with certain provisions of the Ordinance as of and for the fiscal year ended June 30, 2021. We make no representation regarding the appropriateness of the procedures either for the purpose for which this report has been requested or for any other purpose. This report may not be suitable for any other purpose. The procedures performed may not address all the items of interest to a user of this report and may not meet the needs of all users of this report and, as such, users are responsible for determining whether the procedures performed are appropriate for their purposes. An agreed-upon procedures engagement involves performing specific procedures that the engaging party has agreed to and acknowledged to be appropriate for the intended purpose of the engagement and reporting on findings based on the procedures performed.

The procedures and associated findings were as follows:

1. Obtain and read the Cooperative Agreement for the Senior Mobility Program between OCLTA and the Eligible Jurisdiction and determine that the agreement was properly approved and executed.

Findings: No exceptions were found as a result of this procedure.

2. Describe which fund(s) the Eligible Jurisdiction used to track expenditures relating to Measure M2 Senior Mobility Program monies in its general ledger and the amount spent during the fiscal year ended June 30, 2021. Agree to amount listed as expended on Eligible Jurisdiction's Expenditure Report (Schedule 2, line 21 for Project U). Explain any differences.

Findings: The City's expenditures related to the Measure M2 Senior Mobility Program were tracked in the general ledger by fund, and program number. The City recorded its Senior Mobility Program expenditures in its Senior Transportation Fund (290), and various program numbers. The City reported \$80,645 in program expenditures on the Expenditure Report (Schedule 2, line 21 for Project U) which agreed to the M2 funded portion of total expenditures, excluding the match funds. No exceptions were found as a result of this procedure.

(Continued)

3. Obtain a listing of Measure M2 Senior Mobility Program payments made from OCLTA to the Eligible Jurisdiction and calculate the amount the Eligible Jurisdiction received for the past three fiscal years. Obtain the fund balance of the Eligible Jurisdiction's Measure M2 Senior Mobility Program as of June 30, 2021, agree to the balance as listed on the Eligible Jurisdictions' Expenditure Report (Schedule 1, line 24) and determine whether funds were expended within three years of receipt. For payments received during the fiscal year ended June 30, 2021, agree to amount listed as received on the Eligible Jurisdiction's Expenditure Report (Schedule 2, line 8 for Project U). Explain any differences.

Findings: The City received \$334,994 for the past three fiscal years ended June 30, 2019, 2020 and 2021. We compared the fund balance of \$102,006 from the general ledger detail to the fund balance reported in the City's Expenditure Report (Schedule 1, line 24) of \$102,006; no difference was identified. We determined funds were expended within three years of receipt. We agreed payments received from OCLTA totaling \$114,463 during the fiscal year ended June 30, 2021, to the general ledger detail and to the amount listed as received on the City's Expenditure Report (Schedule 2, line 8 for Project U) without exception. No exceptions were identified as a result of this procedure.

4. Obtain and inspect the Eligible Jurisdiction's interest allocation and fare collection methodologies to ensure the proper amount of interest/program revenue was credited to the Measure M2 Senior Mobility Program Fund. Agree the amount reflected to the amount of interest listed on the Eligible Jurisdiction's Expenditure Report (Schedule 2, line 8 – Project U). Explain any differences.

Findings: We obtained and inspected the City's interest allocation methodology. We identified interest income of \$950 for the Senior Mobility Program, which was calculated by multiplying the Senior Transportation Fund (STF) average monthly cash balance of \$1,552,353 and the STF interest rate of 0.17%, then applied the percentage of average cash balance (36%) for the Senior Mobility Program in the Senior Transportation Fund. The City reported \$950 of interest income for the year ended June 30, 2021 which agreed to the City's Expenditure Report (Schedule 2, Line 8 for Project U). Additionally, we inquired of City personnel regarding fare collection methodologies. The City did not charge fares for senior transportation services during the year. No exceptions were found as a result of this procedure.

5. Determine that the Eligible Jurisdiction satisfied the requirement of twenty percent (20%) matching of the total annual formula allocation (i.e., accrual-basis funding allocation) for the fiscal year ended June 30, 2021.

Findings: We received the City's general ledger detail of matching expenditures, scanned for the types and sources of matching and agreed to supporting documentation, such as invoices, to determine whether the match amounts were justifiable and acceptable under the Ordinance and Measure M2 Project U Senior/ Disabled Program Funding Policy Guidelines. The total match expenditures amounted to \$20,161 which was approximately 20% of the total expenditures of \$100,806 (M2 funded portion of \$80,645 and City's matching portion of \$20,161) which agreed to the City's general ledger detail of the M2 total expenditures. No exceptions were found as a result of this procedure.

6. Select a sample of Measure M2 Senior Mobility Program expenditures from the Eligible Jurisdiction's general ledger expenditure detail. Describe the percentage of total expenditures selected for inspection. For each item selected perform the following:
 - a. Agree the dollar amount listed on the general ledger to supporting documentation, which may include a check copy or wire transfer, vendor invoice, payroll registers and timecards, journal vouchers or other appropriate supporting documentation; and
 - b. Determine whether the expenditures selected in (a) above are exclusively for Senior Mobility Program and meets requirements outlined in the Measure M2 Project U Senior/Disabled Program Funding Policy Guidelines and the cooperative agreement.

(Continued)

Findings: We selected 25 Measure M2 Senior Mobility Program expenditures for inspection totaling \$53,259 representing approximately 66% of total Measure M2 Senior Mobility Program expenditures for the fiscal year ended June 30, 2021. We agreed the dollar amount to supporting documentation and determined that the expenditures selected were used exclusively for the Senior Mobility Program and met the requirements outlined in the Measure M2 Project U Senior/ Disabled Program Funding Policy Guidelines and the Cooperative Agreement. No exceptions were found as a result of this procedure.

7. Inquire as to the procedures used by the Eligible Jurisdictions to ensure that services are provided only to eligible participants in accordance with the Measure M2 Project U Senior/Disabled Program Funding Policy Guidelines and the cooperative agreement.

Findings: We inquired of management as to the procedures used to ensure services are provided only to eligible participants. Any person who wants to join the Senior Transportation Program must fill out an application and provide a copy of their driver's license or Department of Motor Vehicles issued identification card for age verification. The City then verifies that the applicant is a resident of the City of Westminster, and 60 years of age or older in accordance with the Senior/Disabled Program Funding Policy Guidelines and the Cooperative Agreement. The City also maintains a copy of each application and the forms of verification on file. No exceptions were found as a result of this procedure.

8. Identify whether administrative costs were charged as Measure M2 Senior Mobility Program expenditures. If applicable, confirm that administrative costs do not exceed 10 percent, as dictated in Measure M2 Project U Senior/Disabled Program Funding Policy Guidelines.

Findings: City of Westminster reported \$0 in SMP administrative expenditures. Through inspection of the City's general ledger detail and testing through procedure #6, Crowe identified \$5,948 of direct costs that should have been reported as administrative costs. We confirmed that these administrative costs do not exceed 10 percent, as dictated in Measure M2 Project U Senior/Disabled Program Funding Policy Guidelines. No other exceptions were found as a result of this procedure.

9. Determine if the Eligible Jurisdiction contracts with a third-party service provider to provide senior transportation service, and perform the following:
 - a. Determine whether Contractor was selected using a competitive procurement process.
 - b. Inspect the contract agreement to ensure that wheelchair accessible vehicles are available and used as needed.

Findings: Based on interview with City personnel and inspection of general ledger detail of expenditures, the City did not contract with a third-party provider to provide senior transportation services under the Senior Mobility Program. As a result, we did not perform the procedures listed above.

10. Obtain the proof of insurance coverage for the Eligible Jurisdiction's Contractor and perform the following:
 - a. Inspect the insurance coverage to ensure the terms satisfy the requirements established in the Cooperative Agreement.
 - b. Determine whether the current year proof of insurance was submitted and is on file with OCLTA in accordance with the Cooperative Agreement.

Findings: We obtained and inspected the insurance coverage for the City of Westminster that used in-house staff to provide services for the Senior Mobility Program, and determined that the requirements established in the Cooperative Agreement were met. Additionally, the current year proof of insurance for the City was submitted and on file with OCLTA. No exceptions were found as a result of this procedure.

11. Obtain and sample four monthly summary operations reports and determine whether the reports were properly prepared and submitted by the last day of the following month.

Findings: We sampled four monthly summary reports (November 2020, December 2020, February 2021, and June 2021). Through inspection, we determined all four reports were timely submitted within 30 days of the following month end. OCLTA staff confirmed that reports were received on the following dates:

<u>Reporting Month</u>	<u>Due Date</u>	<u>Date Received</u>	<u>Days Late</u>
November 2020	December 31, 2020	December 23, 2020	-
December 2020	January 31, 2021	January 28, 2021	-
February 2021	March 31, 2021	March 31, 2021	-
June 2021	July 31, 2021	July 27, 2021	-

No exceptions were found as a result of this procedure.

We were engaged by OCLTA to perform this agreed-upon procedures engagement and conducted our engagement in accordance with attestation standards established by the American Institute of Certified Public Accountants. We were not engaged to and did not conduct an examination or review engagement, the objective of which would be the expression of an opinion or conclusion, respectively, on the accounting records, any indirect cost allocation plans and compliance with the provisions of the Measure M2 Local Transportation Ordinance. Accordingly, we do not express such an opinion or conclusion. Had we performed additional procedures, other matters might have come to our attention that would have been reported to you.

We are required to be independent of the City’s management and to meet our other ethical responsibilities, in accordance with the relevant ethical requirements related to our agreed-upon procedures engagement.

At the request of OCLTA, the City’s responses to certain findings are included in Exhibit 1. The responses are included for the purpose of additional information and were not subjected to the procedures described above. Accordingly, we did not perform any procedures on the City’s responses and express no assurance or opinion on them.

This report is intended solely for the information and use of and is not intended to be, and should not be, used by anyone other than the specified party.

Crowe LLP

Costa Mesa, California
March 1, 2022

CITY OF WESTMINSTER, CALIFORNIA
SCHEDULE OF MEASURE M2 SENIOR MOBILITY PROGRAM EXPENDITURES
Year ended June 30, 2021
(Unaudited)

SCHEDULE A

Measure M2 Senior Mobility Program Expenditures:	
Indirect and/ or Overhead - Schedule 3, line 1	\$ -
Other Senior Mobility Project U	<u>80,645</u>
 Total Measure M2 Senior Mobility Program Expenditures	 <u>\$ 80,645</u>

Note: The above amounts were taken directly from the financial records of the City of Westminster and were not audited.

Exhibit 1

March 1, 2022

Board of Directors
Orange County Local Transportation Authority
and the Taxpayers Oversight Committee of the
Orange County Local Transportation Authority
Orange, California

The following response is being submitted to address results from the agreed upon procedures performed for the Measure M2 Senior Mobility program for the City of Westminster as of and for the fiscal year ended June 30, 2021.


Procedure #8

Identify whether administrative costs were charged as Measure M2 Senior Mobility Program expenditures. If applicable, confirm that administrative costs do not exceed 10 percent, as dictated in Measure M2 Project U Senior/Disabled Program Funding Policy Guidelines.


Findings: City of Westminster reported \$0 in SMP administrative expenditures. Through inspection of the City's general ledger detail and testing through procedure #6, Crowe identified \$5,948 of direct costs that should have been reported as administrative costs. We confirmed that administrative costs do not exceed 10 percent, as dictated in Measure M2 Project U Senior/Disabled Program Funding Policy Guidelines. No other exceptions were found as a result of this procedure.

City's Response:


The City will move the identified items to the administrative costs line on future reports.



Christine Cordon, Interim City Manger



Vanessa Johnson, Acting Community Services Director



Erin Backs, Finance Director